

Postgraduate Diploma

Acute Postoperative Pain
Management. Clinical Situations



Postgraduate Diploma

Acute Postoperative Pain ManagementClinical Situations

- » Modality: online
- » Duration: 6 months
- » Certificate: TECH Global University
- » Credits: 18 ECTS
- » Schedule: at your own pace
- » Exams: online

Website: www.techtute.com/us/medicine/postgraduate-diploma/postgraduate-diploma-acute-postoperative-pain-management-clinical-situations

Index

01

Introduction

p. 4

02

Objectives

p. 8

03

Course Management

p. 12

04

Structure and Content

p. 18

05

Methodology

p. 22

06

Certificate

p. 30

01

Introduction

One of the main sequelae of operations is pain, since, even if the surgeries are successful, this is a side effect that is difficult to avoid. In order to alleviate these symptoms there are different therapies and treatments, so it is essential that professionals know the main developments in the field. Thanks to this Postgraduate Diploma, specialists will be able to improve their techniques in the control of acute postoperative pain.



“

Clinicians should be aware of the latest advances in acute postoperative pain management to alleviate their patients' symptoms”

This Postgraduate Diploma has been designed by anesthesiologists with extensive experience in pain management, both acute and chronic, in daily clinical practice, so it offers Students a global vision of the clinical problem of pain in our environment.

With this training, students will be introduced to the basics of knowledge and management of patients with acute postoperative pain and the different types of chronic pain. Thus, they will learn about the main advances in the knowledge of neuroanatomy and physiology of pain, including psychological and psychosocial areas, which allow them to work in the best way to assimilate these pain processes.

In order to be up to date with new treatments to alleviate pain symptoms, it is essential to know the advances in pharmacology and, therefore, in this Postgraduate Diploma, professionals will be able to discover, through one of its topics, the main drugs for the treatment of acute postoperative pain. This training pays special attention to analgesic therapies with adjuvant drugs, which contribute to pain control in complex circumstances.

In addition, the approach to postoperative pain requires a strategy that should be planned from the preoperative period. For this, it is necessary to take into account the individual connotations and clinical history of each patient. In this sense, this Postgraduate Diploma offers updates on pain management strategies according to different comorbidities, such as respiratory, psychiatric, cardiological, renal or neurological pathologies.

After completing and passing the Postgraduate Diploma, students will have acquired the theoretical knowledge necessary to carry out an effective approach to pain in the main fields of action of the anesthesiologist.

This **Postgraduate Diploma in Acute Postoperative Pain Control. Clinical Situations** contains the most complete and up-to-date educational program on the market. The most important features of the program include:

- ♦ Practical cases presented by experts in the Control of Acute Postoperative Pain. Clinical Situations.
- ♦ The graphic, schematic, and eminently practical contents with which they are created provide scientific and practical information on the disciplines that are essential for professional practice.
- ♦ Novelties on the Control of Acute Postoperative Pain. Clinical Situations.
- ♦ Practical exercises where the self-assessment process can be carried out to improve learning.
- ♦ Special emphasis on innovative methodologies in Control of Acute Postoperative Pain. Clinical Situations.
- ♦ Theoretical lessons, questions to the expert, debate forums on controversial topics, and individual reflection assignments.
- ♦ Content that is accessible from any fixed or portable device with an Internet connection.



This Postgraduate Diploma in Acute Postoperative Pain will allow you to improve in your daily practice”

“

This Postgraduate Diploma is the best investment you can make in your training because, in addition to being up to date with the latest advances in acute postoperative pain control, you will obtain an official degree endorsed by TECH Global University"

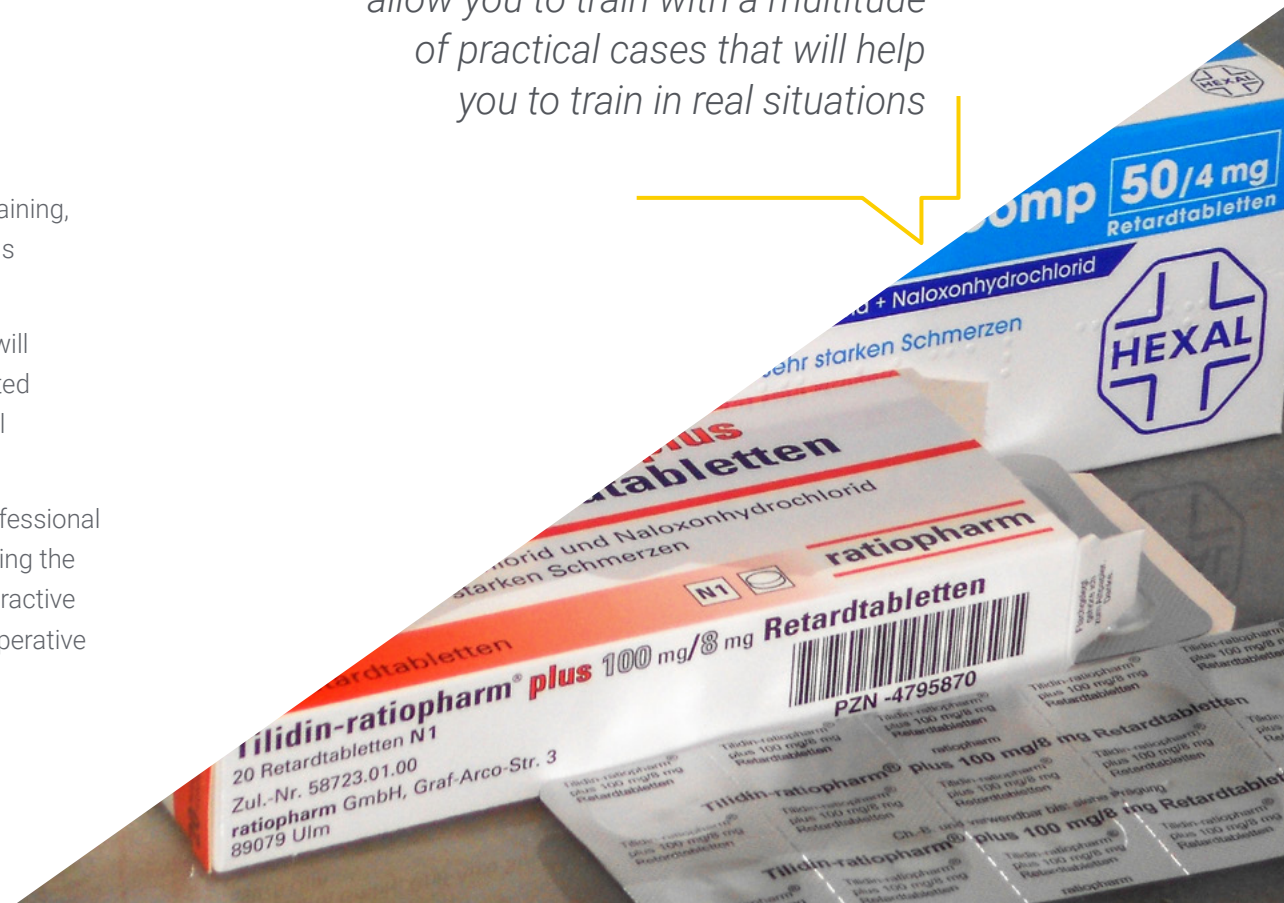
It includes in its teaching staff, professionals belonging to the field of Acute Postoperative Pain Control, who apply the experience of their work to this training, in addition to recognized specialists from reference societies and prestigious universities.

The multimedia content, developed with the latest educational technology, will provide the professional with situated and contextual learning, i.e., a simulated environment that will provide immersive training programmed to train in real situations.

This program is designed around Problem Based Learning, whereby the professional must try to solve the different professional practice situations that arise during the academic year. For this, the specialists will be assisted by an innovative interactive video system created by renowned and experienced experts in Acute Postoperative Pain Control with extensive medical experience.

If you are looking for the best way to help your patients in the treatment of acute postoperative pain, do not miss the opportunity to train with us

This Postgraduate Diploma will allow you to train with a multitude of practical cases that will help you to train in real situations



02

Objectives

This **Postgraduate Diploma in Acute Postoperative Pain Control. Clinical Situations** is aimed at facilitating the medical professional's performance with the latest advances and most innovative treatments in the sector.

A close-up photograph of a medical needle being inserted into a patient's arm. The needle is clear with a silver hub and a black number '27' on it. The patient's skin is light-colored and the background is blurred. The image is partially obscured by a blue and white geometric overlay.

“

If you want to increase your knowledge in a diagnostic and therapeutic approach to pain, this will be your best option"



General Objectives

- ♦ Update knowledge on pathophysiology, neuroanatomy, and etiopathogenesis of pain.
- ♦ Acquire the skills to adequately assess pain based on the patient's clinical history and physical examination.
- ♦ Obtain the necessary knowledge to determine the diagnostic methodology in the patient suffering from pain.
- ♦ Establish the updated theoretical basis of pharmacological therapies useful in the treatment of pain
- ♦ Know the advances in non-pharmacological therapies and invasive therapies in the control of acute and chronic pain.
- ♦ Develop competencies for the adequate control of pain in the perioperative period in different clinical situations and surgical procedures.
- ♦ Broaden knowledge of pain management in the gynecological and obstetrical field.
- ♦ Delve into the most relevant concepts of pain management in pediatric patients.
- ♦ Achieve the ability to define, evaluate, and determine the diagnostic and therapeutic approach in patients with chronic pain of neuropathic, musculoskeletal, oncologic, and visceral origin.



Specific Objectives

Module 1. General Aspects of Pain Management and Control

- ♦ Acquire the Anatomical and Pathophysiological Knowledge Necessary to Understand the Mechanisms and Pathways of Pain
- ♦ Develop the Ability to Obtain the Necessary Information to Plan the Diagnostic Management of Pain through Clinical History and Physical Examination of the Patient
- ♦ Obtain the Necessary Knowledge to be able to Determine the Complementary Tests that will be Necessary in Each Case
- ♦ Know the Psychosocial and Cognitive-Behavioral Aspects Related to the Origin and Evolution of Pain
- ♦ Establish the basis for the therapeutic management of pain
- ♦ Value the Importance of Educating Patients and their Environment in Pain Management and to Develop Strategies and Skills to Inform and Educate in this Area

Module 2. Pharmacology of Pain

- ♦ Know the Main Groups of Medications Used in Pain Management (Antipyretics, Anti-inflammatory Medications, and Opioids), their Beneficial Effects, Side Effects, Indications, and Contraindications
- ♦ Acquire Updated Theoretical Knowledge on Pharmacology Related to Analgesia. New Formulations, Dosages
- ♦ Know the Main Groups of Local Anesthetics used in the Management of Pain in the Surgical and Extra-Surgical Field
- ♦ Indications, Contraindications, Side Effects

- ♦ Expand the Knowledge of the Usefulness of Adjuvant Medications in Pain Control Mechanisms of Action, Dosage, Effectiveness. Current Status of the Subject
- ♦ Introduce the Concepts of Multimodal, Pre-emptive, and Preventive Analgesia in Order to Generate Tools for Pain Management in the Surgical and Non-Surgical Setting

Module 3. Acute Postoperative Pain Considerations. Clinical Situations. Surgical Procedures

- ♦ Know how to Differentiate between the Management of Acute Postoperative Pain in Different Clinical Situations
- ♦ Know the Specificities of the Elderly Patient with Respect to their Response to Pain and its Therapeutic Management, Side Effects, and Contraindications of Analgesic Techniques or Medications and their Therapeutic Alternatives
- ♦ Acquire Skills to Establish Adequate Analgesic Treatment in Patients Treated for Chronic or Dependent Pain
- ♦ Assimilate Concepts for the Treatment of Acute Postoperative Pain in Different Surgical Procedures
- ♦ Establish the Basis of Knowledge of Organizational Systems and Management of Acute Postoperative Pain in In-Hospital Acute Pain Units
- ♦ Assimilate the Importance of the Chronification of Acute Postoperative Pain And to Know the Pathophysiological Mechanisms, Risk Factors, and Prevention Strategies



A broad view of the multidisciplinary approach to autoimmune diseases that the approach to autoimmune diseases requires, with the guidelines and knowledge that are essential in this scientific discipline"

04

Course Management

The program's faculty includes leading experts in the Diagnostic and Therapeutic Approach of Pain, who bring their work experience to this training. Additionally, other recognized experts participate in its design and preparation, completing the program in an interdisciplinary manner.





“

Leading professionals in the field have come together to teach you the latest advances in the comprehensive approach to acute postoperative pain and chronic pain”

International Guest Director

Dr. Shehebar specializes in sports/spinal pain management, musculoskeletal medicine and cancer pain management. He utilizes several treatment modalities uniquely tailored to the patient. Each can expect a highly personalized, evidence-based medical evaluation to analyze, diagnose and treat pain symptoms or pain-related conditions.

Dr. Shehebar performs epidurals, medial branch (facet blocks), radiofrequency ablation, muscle trigger point injections, spinal cord/peripheral nerve stimulators, platelet rich plasma, joint and nerve injections using imaging guidance including fluoroscopy and ultrasonography. He is part of the **comprehensive pain management subdepartment** and is interested in employing multimodal therapies along with rehabilitation techniques.

Dr. Mourad M. Shehebar is an **Assistant Professor of Anesthesiology, Perioperative and Pain Medicine** at the Icahn School of Medicine at Mount Sinai. He received his undergraduate degree in Psychology and Biology from Baruch College in New York and his medical degree from the George Washington University School of Medicine and Health Sciences, Washington, D.C.

After a medical internship at Beth Israel Medical Center, Dr. Shehebar completed his board certification residency in Anesthesiology at the Icahn School of Medicine at Mount Sinai and, in addition, completed his fellowship in Interventional Pain Medicine at the Icahn School of Medicine at Mount Sinai.

As of January 2020, Dr. Shehebar has assumed the role of **Associate Director of the Mount Sinai Pain Fellowship Program**. In 2022, Dr. Shehebar has been promoted to Director of the Pain Management Fellowship Program at Mount Sinai.

He has been featured in New York Magazine and has also been named: **Castle Connolly's Top Doctors New York Metro Area: 2021, 2022.**



Dr. Shehebar, Mourad M.

- Director of the Pain Management Fellowship Program at Mount Sinai - New York
- Mount Sinai Health System Pain Unit Physician.
- Assistant Professor of Anesthesiology, Perioperative and Pain Medicine at the Icahn School of Medicine at Mount Sinai.
- Mount Sinai New York Pain Medicine Fellow
- Resident, Department of Anesthesiology Mount Sinai Hospital, New York
- Intern, Internal Medicine, Mount Sinai Beth Israel Internal Medicine
- Medical Degree, George Washington University, Washington D.C.
- B.A. Summa Cum Laude in Psychology and Biology from Baruch College in New York City

“

Thanks to TECH, you will be able to learn with the best professionals in the world”

Management



Dr. Arance García, Magdalena

- Specialist in the Pain Unit. Quirónsalud Infanta Luisa Hospital
- Specialist in Anesthesia, Resuscitation and Pain Therapy. Virgen Arrixaca University Hospital. Murcia
- Specialist in Anesthesiology and Resuscitation. Clinical Management Unit Surgical Block. Virgen del Rocío University Hospital, Seville
- Degree in Medicine and Surgery. University of Seville

Professors

Dra. Jiménez Vázquez, Paula

- ♦ Graduate in Medicine from the University of Cadiz. Promotion 2004-2010.
- ♦ Master in Pain Treatment (5th edition). Own degree from the University of Seville. Blended mode. 2016-2017
- ♦ FEA of Anesthesiology and Resuscitation. Virgen del Rocío University Hospital, Seville. Pain unit. Since July 2018.

Dra. Fernández Castellanos, Guiomar Rosel


- ♦ Degree in Medicine from the University of Granada. June 2011.
- ♦ Master in Research in Clinical Medicine. Miguel Hernández University of Elche. 2013-2014
- ♦ Optional specialist in the area of Anesthesiology and Resuscitation. Surgical Block Clinical Management Unit. Virgen del Rocío University Hospital (Seville)

Dra. Del Río Vellosillo, Mónica

- ♦ Bachelor of Medicine and Surgery. University of Valencia, July 25, 2003.
- ♦ Optional Area Specialist. Virgen de la Arrixaca University Hospital (Maternal-Infant Pavilion). Murcia. From 2010.
- ♦ Optional Area Specialist. La Fe University Hospital (Maternal Pavilion). Valencia. Since 2009

Dra. Jiménez Pancho, Ana Isabel

- ♦ Graduated in Medicine and Surgery from the University of Seville in June 2006.
- ♦ Master in Pain Treatment. Edition 2012-2013 taught by the University of Seville.
- ♦ Facultative Specialist in the Area of Anesthesiology, Resuscitation and Pain Therapeutics of the Virgen del Rocío University Hospital. Since 2015



Dra. Ángel Redondo, Lucía

- ◆ Specialist Physician of the Anesthesia, Resuscitation and Pain Therapy Area. Virgen del Rocío University Hospital. Seville
- ◆ Specialty in Anesthesia, Resuscitation and Pain Therapy. San Pedro de Alcántara University Hospital, Cáceres
- ◆ Degree in Medicine. University of Seville

Dra. Casado Pérez, Gloria

- ◆ Degree in Medicine and Surgery from the University of Seville, 2004.
- ◆ Own Master's Degree in Pain Treatment. 2013. Sevilla University.
- ◆ Specialist in Anesthesiology, Resuscitation and Pain Treatment. MIR training during the 2010-2014 period at Virgen del Rocío University Hospitals. Seville.
- ◆ Facultative Specialist in the Anesthesiology and Resuscitation Area. Clinical Management Unit Surgical Block General Hospital Pain Treatment Unit. Virgen del Rocío University Hospital (Seville). Since 2014

05

Structure and Content

The structure of the content has been designed by leading professionals in the Control of Acute Postoperative Pain Sector, with extensive experience and recognized prestige in the profession, backed by the volume of cases reviewed, studied, and diagnosed, and with extensive knowledge of new technologies applied to anesthesiology.





“

This Postgraduate Diploma in Acute Postoperative Pain Control. Clinical Situations contains the most complete and up-to-date scientific program on the market”

Module 1. General Aspects of Pain Management and Control

- 1.1. Epidemiology, Key Concepts and Classification of Pain.
- 1.2. Neuroanatomy and Neurobiology of Pain.
- 1.3. Pathophysiology of Pain.
- 1.4. Pain Assessment.
- 1.5. Clinical History in Patients with Acute Postoperative Pain or Chronic Pain.
- 1.6. Physical Examination of the Patient with Pain.
- 1.7. Complementary Tests for the Diagnosis of Pain.
- 1.8. Psychological, Psychosocial, and Cognitive-Behavioral Aspects of Pain.
Psychological Therapy
- 1.9. Therapeutic Bases for the Treatment of Pain.
- 1.10. Education in Pain for People Outside the Health Care Field.

Module 2. Pharmacology of Pain

- 2.1. General Information on Pharmacological Management of Pain.
- 2.2. Analgesic Antipyretic Medications.
- 2.3. Nonsteroidal Anti-inflammatory Drugs (NSAIDs).
- 2.4. Steroid Anti-inflammatory Drugs.
- 2.5. Opioid Analgesics
- 2.6. Local Anesthetic.
- 2.7. Analgesic Adjuvants
- 2.8. Routes and Techniques of Analgesic Administration.
- 2.9. Multimodal Analgesia
- 2.10. Pre-emptive Analgesia and Pre-emptive Analgesia.



Module 3. Acute Postoperative Pain Considerations. Clinical Situations. Surgical Procedures

- 3.1. Perioperative Strategies and Techniques for the Management of Acute Postoperative Pain I. Epidemiology and Assessment.
- 3.2. Perioperative Strategies and Techniques for the Management of Acute Postoperative Pain II: Treatment Management.
- 3.3. Acute Postoperative Pain Management in the Elderly Patient and the Patient with Comorbidities.
- 3.4. Acute Postoperative Pain Management in Major Outpatient Surgery.
- 3.5. Acute Postoperative Pain in Abdominal and Digestive Surgery.
- 3.6. Acute Postoperative Pain in Thoracic Surgery.
- 3.7. Acute Postoperative Pain in Cardiac Surgery.
- 3.8. Acute Postoperative Pain in Orthopedic Surgery and Traumatology.
- 3.9. Recommendations for Acute Postoperative Pain Control: Acute Postoperative Pain Units.
- 3.10. Considerations in the Chronification of Postoperative Acute Postoperative Pain..

“

This training will allow you to advance in your career comfortably"

06

Methodology

This training program provides you with a different way of learning. Our methodology uses a cyclical learning approach: *Re-learning*.

This teaching system is used in the most prestigious medical schools in the world, and major publications such as the *New England Journal of Medicine* have considered it to be one of the most effective.



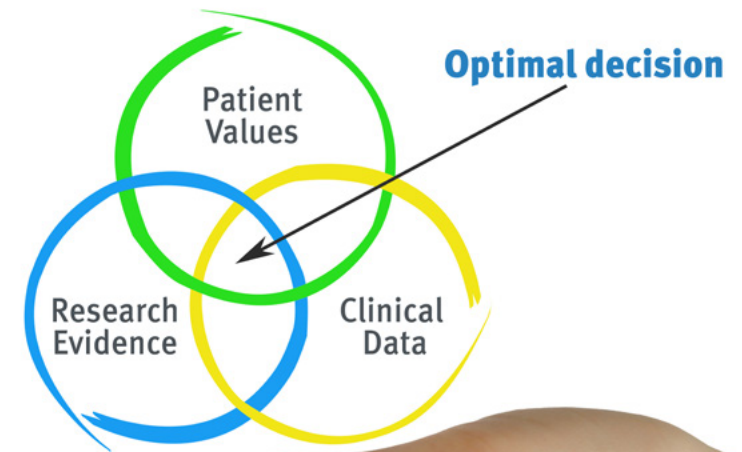
“

Discover Re-learning, a system that abandons conventional linear learning, to take you through cyclical teaching systems: a way of learning that has proven to be extremely effective, especially in subjects that require memorization"

At TECH we use the Case Method

In a given situation, what would you do? Throughout the program, you will be presented with multiple simulated clinical cases based on real patients, where you will have to investigate, establish hypotheses and, finally, resolve the situation. There is abundant scientific evidence on the effectiveness of the method. Specialists learn better, faster, and more sustainably over time.

With TECH you can experience a way of learning that is shaking the foundations of traditional universities around the world



According to Dr. Gervas, the clinical case is the annotated presentation of a patient, or group of patients, which becomes a "case", an example or model that illustrates some peculiar clinical component, either because of its teaching potential or because of its uniqueness or rarity. It is essential that the case is based on current professional life, trying to recreate the real conditions in professional medical practice.

“

Did you know that this method was developed in 1912 at Harvard for law students? The case method consisted of presenting students with real-life, complex situations for them to make decisions and justify their decisions on how to solve them. In 1924, Harvard adopted it as a standard teaching method”

The effectiveness of the method is justified by four fundamental achievements:

1. Students who follow this method not only grasp concepts, but also develop their mental capacity by evaluating real situations and applying their knowledge.
2. The learning process has a clear focus on practical skills that allow the student to better integrate into the real world.
3. Ideas and concepts are understood more efficiently, given that the example situations are based on real-life.
4. Students like to feel that the effort they put into their studies is worthwhile. This then translates into a greater interest in learning and more time dedicated to working on the course.



Re-learning Methodology

At TECH we enhance the Harvard case method with the best 100% online teaching methodology available: Re-learning.

Our University is the first in the world to combine the study of clinical cases with a 100% online learning system based on repetition, combining a minimum of 8 different elements in each lesson, which represent a real revolution with respect to simply studying and analyzing cases.



The physician will learn through real cases and by solving complex situations in simulated learning environments These simulations are developed using state-of-the-art software to facilitate immersive learning

At the forefront of world teaching, the Re-learning method has managed to improve the overall satisfaction levels of professionals who complete their studies, with respect to the quality indicators of the best Spanish-speaking online university (Columbia University).

With this methodology we have trained more than 250,000 physicians with unprecedented success, in all clinical specialties regardless of the surgical load. All this in a highly demanding environment, where the students have a strong socio-economic profile and an average age of 43.5 years.

Re-learning will allow you to learn with less effort and better performance, involving you more in your specialization, developing a critical mindset, defending arguments, and contrasting opinions: a direct equation to success

In our program, learning is not a linear process, but rather a spiral (we learn, unlearn, forget, and re-learn). Therefore, we combine each of these elements concentrically.

The overall score obtained by our learning system is 8.01, according to the highest international standards



In this program you will have access to the best educational material, prepared with you in mind:



Study Material

All teaching material is produced by the specialists who teach the course, specifically for the course, so that the teaching content is highly specific and precise.

This content is then adapted in an audiovisual format that will create our way of working online, with the latest techniques that allow us to offer you high quality in all of the material that we provide you with.



Latest Techniques and Procedures on Video

We introduce you to the latest techniques, to the latest educational advances, to the forefront of current medical techniques. All this, in first person, with the maximum rigor, explained and detailed for your assimilation and understanding. And best of all, you can watch them as many times as you want.



Interactive Summaries

We present the contents attractively and dynamically in multimedia lessons that include audio, videos, images, diagrams, and concept maps in order to reinforce knowledge.

This unique multimedia content presentation training system was awarded by Microsoft as a "European Success Story".



Additional Reading

Recent articles, consensus documents, international guides. in our virtual library you will have access to everything you need to complete your training.





Expert-Led Case Studies and Case Analysis

Effective learning ought to be contextual. Therefore, we will present you with real case developments in which the expert will guide you through focusing on and solving the different situations: a clear and direct way to achieve the highest degree of understanding.



Testing & Retesting

We periodically evaluate and re-evaluate your knowledge throughout the program, through assessment and self-assessment activities and exercises: so that you can see how you are achieving your goals.



Classes

There is scientific evidence suggesting that observing third-party experts can be useful.

Learning from an expert strengthens knowledge and memory, and generates confidence in our future difficult decisions.



Quick Action Guides

We offer you the most relevant contents of the course in the form of worksheets or quick action guides. A synthetic, practical, and effective way to help you progress in your learning.



06 Certificate

This Postgraduate Diploma in Acute Postoperative Pain Control. Clinical Situations guarantees, in addition to the most rigorous and updated specialization, access to a Postgraduate Diploma issued by TECH Global University



“

Successfully complete this training and receive your university degree without the hassle of travel or laborious paperwork”

This private qualification will allow you to obtain a **Postgraduate Diploma in Acute Postoperative Pain Management. Clinical Situations** endorsed by **TECH Global University**, the world's largest online university.

TECH Global University is an official European University publicly recognized by the Government of Andorra ([official bulletin](#)). Andorra is part of the European Higher Education Area (EHEA) since 2003. The EHEA is an initiative promoted by the European Union that aims to organize the international training framework and harmonize the higher education systems of the member countries of this space. The project promotes common values, the implementation of collaborative tools and strengthening its quality assurance mechanisms to enhance collaboration and mobility among students, researchers and academics.

This **TECH Global University** private qualification is a European program of continuing education and professional updating that guarantees the acquisition of competencies in its area of knowledge, providing a high curricular value to the student who completes the program.

Title: **Postgraduate Diploma in Acute Postoperative Pain Control. Clinical Situations**

Modality: **online**

Duration: **6 months**

Accreditation: **18 ECTS**



*Apostille Convention. In the event that the student wishes to have their paper diploma issued with an apostille, TECH Global University will make the necessary arrangements to obtain it, at an additional cost.

future

health confidence people

education information tutors

guarantee accreditation teaching

institutions technology learning

community commitment

tech global
university

personalized service innovation

knowledge present
online
development language
virtual classroom

Postgraduate Diploma
Acute Postoperative Pain
Management Clinical Situations

- » Modality: online
- » Duration: 6 months
- » Certificate: TECH Global University
- » Credits: 18 ECTS
- » Schedule: at your own pace
- » Exams: online

Postgraduate Diploma

Acute Postoperative Pain
Management. Clinical Situations