

Postgraduate Diploma Neonatal Intensive Care





Postgraduate Diploma Neonatal Intensive Care

- » Modality: online
- » Duration: 6 months
- » Certificate: TECH Global University
- » Credits: 18 ECTS
- » Schedule: at your own pace
- » Exams: online

Website: www.techtitute.com/us/medicine/postgraduate-diploma/postgraduate-diploma-neonatal-intensive-care

Index

01

Introduction

p. 4

02

Objectives

p. 8

03

Course Management

p. 12

04

Structure and Content

p. 18

05

Methodology

p. 24

06

Certificate

p. 32

01

Introduction

Neonatal Intensive Care has undergone significant advances in recent years, thanks to technological innovation and progress in perinatal medicine. Today, NICUs are not only focused on the survival of premature and high-risk neonates, but also on improving their long-term quality of life. Therefore, the use of advanced monitoring equipment, non-invasive respiratory therapies and specialized nutrition has significantly improved clinical outcomes. In this context, TECH has created a complete online program that is extremely flexible, requiring only a device with an Internet connection to access the teaching materials. In addition, this program uses the innovative learning methodology called Relearning.



“

With this 100% online Postgraduate Diploma, you will delve into the initial evaluation of critically ill neonatal patients, the management of ventilation and hemodynamics, and the treatment of complex medical conditions"

Neonatal Intensive Care Units (NICUs) are an essential part of medical care for newborns who are premature or have complicated medical conditions. As such, highly skilled multidisciplinary teams work tirelessly to provide specialized, personalized care for these patients. With constant technological advances, from high-frequency ventilators to advanced vital signs monitoring, NICUs are better equipped than ever.

Thus was born this Postgraduate Diploma that will delve into the fundamental principles of Pediatric Intensive Care, highlighting ethics and evidence-based decision making. In this sense, professionals will be able to perform a meticulous initial assessment of critically ill pediatric patients, identifying life-threatening signs and prioritizing care. In addition, they will acquire advanced knowledge of hemodynamics to optimize cardiovascular support, as well as skills to select and administer critical drugs with a full understanding of their pharmacokinetics and pharmacodynamics.

Likewise, the agenda will focus on Neonatal Intensive Care, addressing monitoring techniques, respiratory support strategies, both invasive and non-invasive, and the comprehensive management of nutrition in pathological newborns, as well as in premature infants. Likewise, physicians will cover the specific challenges of Neonatology and apply appropriate interventions to ensure the well-being of neonates.

Finally, advanced aspects of Neonatal Intensive Care will be examined, including the pathophysiology of Hyaline Membrane Disease and Persistent Pulmonary Hypertension, as well as the management of Neonatal Sepsis and Neurological Disorders. Specialized skills will also be obtained for the care of extremely premature neonates and those with Congenital Heart Disease.

In this situation, TECH has developed a comprehensive program completely online, adapted to the individual needs of the student body, eliminating inconveniences such as the need to travel to a physical center or to the hospital. In addition, it is based on the innovative Relearning methodology, which focuses on repetition of key concepts to ensure optimal assimilation of the contents.

This **Postgraduate Diploma in Neonatal Intensive Care** contains the most complete and up-to-date scientific program on the market. The most important features include:

- ♦ The development of case studies presented by experts in Neonatal Intensive Care
- ♦ The graphic, schematic and eminently practical contents with which it is conceived gather scientific and practical information on those disciplines that are indispensable for professional practice
- ♦ Practical exercises where the self-assessment process can be carried out to improve learning
- ♦ Its special emphasis on innovative methodologies
- ♦ Theoretical lessons, questions to the expert, debate forums on controversial topics, and individual reflection assignments
- ♦ Content that is accessible from any fixed or portable device with an Internet connection



You will develop interdisciplinary and communication skills to collaborate effectively in multidisciplinary health care teams improving outcomes for the most vulnerable neonates"

“

You will identify and effectively treat common complications in Neonatology, such as Neonatal Sepsis, Congenital Heart Disease and Neurological Disorders. What are you waiting for to enroll?"

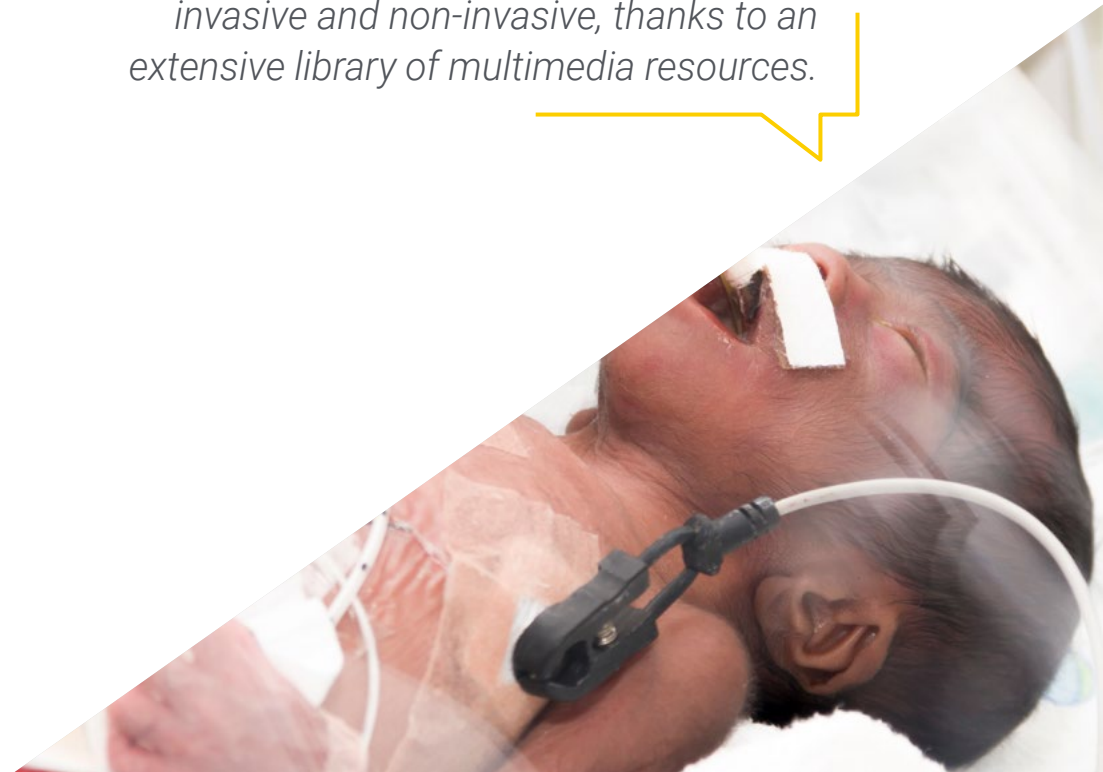
The program's teaching staff includes professionals from the field who contribute their work experience to this educational program, as well as renowned specialists from leading societies and prestigious universities.

The multimedia content, developed with the latest educational technology, will provide the professional with situated and contextual learning, i.e., a simulated environment that will provide immersive education programmed to learn in real situations.

This program is designed around Problem-Based Learning, whereby the professional must try to solve the different professional practice situations that arise during the course. For this purpose, students will be assisted by an innovative interactive video system created by renowned and experienced experts.

You will acquire advanced knowledge in hemodynamics to optimize cardiovascular support, as well as skills to select and administer critical drugs. With all TECH's quality guarantees!

You will master specific monitoring techniques for neonates, as well as strategies for respiratory support, both invasive and non-invasive, thanks to an extensive library of multimedia resources.



02 Objectives

Through this program, physicians will acquire the knowledge, skills and competencies necessary to effectively assess and manage neonates in medically complex situations. Therefore, objectives will include understanding the pathophysiology and management of the most relevant neonatal conditions, mastering the most specific monitoring and respiratory support techniques, and developing skills to address the ethical and communicational challenges inherent to care in the neonatal intensive care unit.



“

The main objective of the Postgraduate Diploma in Neonatal Intensive Care is to provide health professionals with specialized and comprehensive specialization in the critical care of newborns”



General Objectives

- ♦ Provide a comprehensive understanding of the essential principles of pediatric intensive care
- ♦ Develop a thorough understanding of the principles and practices of Neonatology, including neonatal physiology and the management of specific medical conditions
- ♦ Foster a multidisciplinary and patient-centered approach to neonatal care, involving neonatologists, neonatal nurses and other health care professionals
- ♦ Acquire a thorough knowledge of neonatal physiology and pathologies, as well as the peculiarities of neonatal care



You will expand your knowledge through real cases and the resolution of complex situations in simulated learning environments"





Specific Objectives

Module 1. Pediatric Intensive Care

- ♦ Develop the fundamental principles and importance of pediatric intensive care, including ethics and evidence-based decision making
- ♦ Perform a meticulous initial assessment of the critically ill pediatric patient, rapidly identifying signs of life-threatening illness and prioritizing care
- ♦ Apply advanced knowledge of hemodynamics to optimize Cardiovascular Support through the appropriate use of fluids, inotropic drugs, vasopressors, and continuous monitoring
- ♦ Select and administer critical drugs with thorough understanding of their pharmacokinetics and pharmacodynamics in children, as well as manage potential drug-drug interactions and side effects
- ♦ Navigate the ethical challenges present in the PICU, participating in patient- and family-centered decision making, and managing sensitive communications about prognosis and treatment options
- ♦ Foster an environment of collaboration and respect on the intensive care team, enhance communication skills with patients' families, and contribute to a climate of teamwork that supports the delivery of high quality care

Module 2. Non-Invasive Vascular Imaging

- ♦ Examine the major techniques of neonatal monitoring
- ♦ Determine noninvasive and invasive respiratory support in the neonatal stage
- ♦ Manage the nutrition of the pathological neonates
- ♦ Comprehensive management of the preterm neonate

Module 3. Advanced Aspects in Neonatal Intensive Care Index

- ♦ Understanding the pathophysiology of HME and learning how to provide comprehensive care to affected neonates
- ♦ Manage Persistent Pulmonary Hypertension (PPH), developing skills in its diagnosis and treatment in neonatology
- ♦ Identify and effectively treat neonatal sepsis, including antibiotic administration and monitoring
- ♦ Acquire skills in the care and management of extremely preterm neonates, including nutritional and respiratory care
- ♦ Recognize and address congenital heart disease in newborns, including coordination with pediatric cardiac surgery
- ♦ Identify and treat neurological disorders in neonatology, including seizures and hypoxic-ischemic encephalopathy

04

Course Management

The teaching staff behind this Postgraduate Diploma is composed of highly qualified and experienced professionals in the field of Neonatology and Pediatric Intensive Care. In fact, these experts come from various disciplines, such as neonatologists, intensive care pediatricians and other health professionals. In addition, their extensive clinical experience and commitment to academic excellence will enable them to impart up-to-date and relevant knowledge, as well as share their practical experience in the care of the most vulnerable newborns.



“

The faculty fosters a collaborative learning environment, promoting the development of practical skills and critical thinking in the field of Neonatal Intensive Care"

Management



Dr. Ocete Hita, Esther

- ♦ Head of the Pediatric Hospitalization Section of Virgen de las Nieves University Hospital of Granada
- ♦ FEA Pediatrics in the Pediatric Intensive Care Unit of Virgen de las Nieves University Hospital of Granada
- ♦ Associate Professor in the Faculty of Medicine at the University of Granada
- ♦ Specialist Pediatrician
- ♦ Doctor of Medicine
- ♦ Degree in Medicine

Professors

Dr. Alés Palmer, María Luisa

- ♦ Specialist in the Neonatology Unit of the Virgen de las Nieves University Hospital
- ♦ Master's Degree in Genetic, Nutritional and Environmental Determinants of Growth and Development by the University of Granada
- ♦ University Expert in Pediatric Emergency Medicine from the Catholic University of Valencia
- ♦ Degree in Medicine and Surgery from the University of Granada
- ♦ Graduate in Pharmacy from the University of Granada

Dr. Abril Molina, Ana

- ♦ Assistant Physician in the Pediatric Intensive Care Unit at Virgen de las Nieves University Hospital
- ♦ Collaborator in clinical trials and research projects with the Progreso y Salud Foundation
- ♦ PhD in Medicine, University of Granada
- ♦ Degree in Medicine from the University of Córdoba



Dr. Miranda Romera, Patricia

- ◆ Researcher and Collaborator in Neonatology Projects
- ◆ Collaborator with the Human Milk Bank of the Virgen de las Nieves University Hospital, Granada
- ◆ Specialist in Pediatrics and its Specific Areas at the Virgen de las Nieves University Hospital, Granada
- ◆ Master's Degree in Professional Updating for Primary Care Pediatricians by the Cardenal Herrera University
- ◆ University Expert in Pediatric Emergencies by the Cardenal Herrera University
- ◆ University Expert in Frequent Pathologies in Pediatrics by the Cardenal Herrera University
- ◆ Expert in Infectious Diseases and other Pediatric Pathologies by Cardenal Herrera University
- ◆ University Expert in Pediatrics in Primary Care by Cardenal Herrera University
- ◆ University Expert in Pediatric Emergencies from the Catholic University of Valencia San Vicente Martir
- ◆ Degree in Medicine from the Autonomous University of Barcelona

Dr. Gómez Luque, José María

- ◆ Assistant Physician of the Pediatric Intensive Care Unit of the Virgen de las Nieves Hospital
- ◆ Medical specialist in Pediatric Intensive Care
- ◆ Instructor in Advanced CPR and Pediatric CPR
- ◆ Doctor of Medicine and Surgery from the University of Granada

Dr. Ambrosino, Rossella

- ♦ FEA in the Area of Neonatology and Neonatal Intensive Care, Virgen de las Nieves University Hospital, Granada
- ♦ FEA in Pediatrics at the Hospital Vithas, Granada
- ♦ Primary Care Pediatrician in Granada and its Metropolitan District
- ♦ Rotation in the Pediatric Intensive Care Unit at the Royal Children's Hospital, Melbourne, Australia
- ♦ Rotation in the Pediatric Intensive Care Unit of the Juan P. Garrahan Hospital, Buenos Aires, Argentina
- ♦ Specialist in Pediatrics and its Specific Areas by Virgen de las Nieves University Hospital, Granada
- ♦ Master's Degree in Genetic, Nutritional and Environmental Determinants of Growth and Development from the University of Granada
- ♦ Master's Degree in Pediatric and Neonatal Cardiology from the Catholic University of Valencia San Vicente Mártir
- ♦ Master's Degree in Neonatology from the Catholic University of Valencia San Vicente Mártir
- ♦ University Expert in Pediatric Emergencies from the Catholic University of Valencia San Vicente Martir
- ♦ Degree in Medicine and Surgery from the University of Naples Federico II, Italy

Dr. Aguilera Rodríguez, Esther

- ♦ Specialist in Pediatrics and its Specific Areas, San Cecilio University Hospital Granada
- ♦ Degree in Medicine from the University of Granada
- ♦ Member of the Spanish Society of Neonatology

Dr. Pavón López, Tamara

- ♦ EBAP Pediatrician in the District of Granada
- ♦ Lead Researcher in the ICLIDES Research Study: Clinical impact of the implementation of an opioid weaning protocol in a neonatal intensive care unit
- ♦ Collaborator in the ICMOP Research Study: Clinical Impact of the implementation of a diagnostic-therapeutic protocol for meconium obstruction in prematurity
- ♦ Collaborator in the Research Study: Sedonalgesia in neonates based on non-pharmacological feeding and restraint measures
- ♦ Rotation in the Neonatal Intensive Care Unit from La Paz Maternal Hospital, Madrid
- ♦ Specialist in Pediatrics and its Specific Areas by the University Health Care Complex of Salamanca
- ♦ Accreditation of Professional Competences in Hospital Care Pediatrics, Advanced Level, by the Health Quality Agency of Andalusia
- ♦ Master's Degree in Neonatology from the Catholic University of Valencia San Vicente Mártir
- ♦ Degree in Medicine from the University of Córdoba
- ♦ Member of Spanish Society of Neonatology, Castrillo Hospitals Group (Network of Surveillance and Study of Peri-Neonatal Infections), RED NeoKISSEs (Epidemiological Surveillance System in Neonates in Spain)

Dr. Gil Fenoy, Ana María

- ♦ Specialist in Neonatology at the Virgen de las Nieves University Hospital
- ♦ Specialist in Pediatrics and its Specific Areas, Hospital Universitario Virgen de las Nieves
- ♦ Master's Degree in Genetic, Nutritional and Environmental Determinants of Growth and Development by the University of Granada
- ♦ Master's Degree in Neonatology from the Catholic University of Valencia San Vicente Mártir
- ♦ Expert in Pediatric Emergencies by the Catholic University of Valencia San Vicente Mártir
- ♦ Degree in Medicine from the University of Granada

Dr. Rodríguez Benjumea, Margarita

- ♦ Master's Degree in Neonatology by the Catholic University of Valencia
- ♦ Specialist in Pediatrics and its Specific Areas by the Juan Ramón Jiménez Hospital
- ♦ Expert in Neonatology: Premature Newborn Care by the Catholic University of Valencia
- ♦ Expert in Pediatric Infectious Diseases by the University of Barcelona
- ♦ Graduate in Medicine and Surgery from the University of Seville

Dr. Pacheco Sánchez-Lafuente, Francisco Javier

- ♦ Area Specialist in Pediatric Emergency Unit at the Virgen de las Nieves University Hospital
- ♦ Neonatology Expert
- ♦ Specialist in Pediatrics and its specific areas
- ♦ Degree in Medicine and Surgery from the University of Granada

Dr. Monereo Moreno, María Isabel

- ♦ FEA in Pediatrics in the Neonatology Unit of Virgen de las Nieves Hospital, Granada
- ♦ Specialist in Neonatology, Virgen de las Nieves Hospital, Granada
- ♦ Master's Degree in Neonatology from San Antonio Catholic University, Murcia
- ♦ University Expert in Neonatology: Care for the Newborn at Term by San Antonio de Murcia Catholic University
- ♦ University Expert in Neonatology: Care for the Premature Newborn by the San Antonio Catholic University of Murcia
- ♦ University Expert in Pediatric Emergencies from the San Antonio de Murcia Catholic University
- ♦ Graduate in Medicine from the University of Granada

Dr. Armenteros López, Ana Isabel

- ♦ Head of the Peripheral Center of the Virgen de las Nieves Milk Bank at Hospital Torrecárdenas, Almería
- ♦ Specialist in Neonatology at Hospital La Fe, Valencia, and Hospital Puerta del Mar, Cádiz
- ♦ Specialist in Pediatrics and Specific Areas at Hospital Torrecárdenas, Almería
- ♦ Master's Degree in Neonatology of the SENEIO by the Catholic University of Valencia
- ♦ Medical Degree from the University of Cadiz

05

Structure and Content

From the first module, the principles and ethics of Pediatric Intensive Care, as well as the meticulous initial evaluation of critically ill neonatal patients and the application of advanced knowledge in hemodynamics to optimize cardiovascular support will be discussed. In the second module, neonatal-specific monitoring techniques, Invasive and Non-Invasive Respiratory Support strategies, and comprehensive nutritional management will be examined. Finally, the third module will focus on the pathophysiology of critical neonatal illnesses, the management of Sepsis and Congenital Heart Disease, and the management of Neurological Disorders.





“

The content of the Postgraduate Diploma in Neonatal Intensive Care will cover a wide range of topics fundamental to the specialized care of newborns in critical situations”

Module 1. Pediatric Intensive Care

- 1.1. Pediatric Intensive Care
 - 1.1.1. Pediatric Physiology and Pathophysiology in the Context of Intensive Care
 - 1.1.2. Pediatric and Adult Patients in the ICU Key Differences
 - 1.1.3. Principles of Bioethics and Evidence-based Decision Making in the Pediatric Intensive Care Unit.
- 1.2. Initial Assessment of the Critically Ill Pediatric Patient
 - 1.2.1. Comprehensive and Systematic Assessment
 - 1.2.2. Signs of Severity and Stabilization of Vital Functions
 - 1.2.3. Prioritization of Interventions According to Immediate Clinical Needs
- 1.3. Airway Management in Pediatrics
 - 1.3.1. Airway Patency and Ventilatory Management
 - 1.3.2. Endotracheal Intubation and Management of Complications
 - 1.3.3. Selection and Use of Noninvasive Airway Support Devices
- 1.4. Monitoring in the Pediatric Intensive Care Unit
 - 1.4.1. Implementation of Advanced Monitoring Techniques
 - 1.4.2. Interpretation of Data to Adjust Patient Management
 - 1.4.3. Monitoring Technologies to Improve Patient Safety
- 1.5. Pediatric Intensive Care Pharmacology
 - 1.5.1. Pharmacotherapy Management in Emergency and Intensive Care Situations
 - 1.5.2. Pharmacokinetics and Pharmacodynamics in the Pediatric Patient
 - 1.5.3. Identification and Management of Drug Interactions and Adverse Drug Effects
- 1.6. Nutrition in the Critically Ill Pediatric Patient
 - 1.6.1. Assessment of Nutritional Status and Requirements in the Critically Ill Patient
 - 1.6.2. Implementation of Enteral and Parenteral Nutrition Strategies
 - 1.6.3. Monitoring and Adjustment of Nutrition Based on Clinical Response
- 1.7. Ethical Aspects in Pediatric Intensive Care
 - 1.7.1. Specific Ethical Dilemmas in Pediatric Intensive Care
 - 1.7.2. Communicating Bad News in a Compassionate and Effective Manner
 - 1.7.3. Participation in End-of-life Decisions and Palliative Care

- 1.8. Communication with Families and Teamwork
 - 1.8.1. Development of Communication Skills with Families During Stress
 - 1.8.2. Shared Decision Making with Caregivers
 - 1.8.3. Team Approach to Interdisciplinary Care
- 1.9. Prevention of Healthcare-associated Infections in the Pediatric Intensive Care Unit
 - 1.9.1. Protective Barriers and Isolation
 - 1.9.2. Appropriate Use of Antibiotics
 - 1.9.3. Infection Surveillance and Control Strategies
- 1.10. Intrahospital Transport in the Pediatric Critically Ill Patient
 - 1.10.1. Planning and Coordination
 - 1.10.2. Equipment and Monitoring
 - 1.10.3. Safety and Risk Minimization

Module 2. Neonatal Intensive Care

- 2.1. Neonatal Intensive Care
 - 2.1.1. Immediate Life Support Measures in Neonates
 - 2.1.2. Thermoregulation Management in the NICU
 - 2.1.3. Prevention of Nosocomial Infections in Neonates
- 2.2. Oxygen Therapy and Noninvasive Ventilation in the NB
 - 2.2.1. Oxygen Therapy: Adjustment of Oxygen Concentrations
 - 2.2.2. Noninvasive Ventilation Techniques for Different Neonatal Conditions
 - 2.2.3. Monitoring and Prevention of Complications Related to Oxygen Therapy and Noninvasive Ventilation
- 2.3. Enteral Nutrition in the Sick NB
 - 2.3.1. Criteria for Initiation and Progression of Enteral Nutrition
 - 2.3.2. Management of Complications of Enteral Feeding in Sick Neonates
 - 2.3.3. Adaptation of Enteral Nutrition Regimens According to the Specific Needs of the Sick NB
- 2.4. Parenteral Nutrition in NICU
 - 2.4.1. Formulation of Parenteral Nutrition Mixtures According to the Individual Requirements of the NB
 - 2.4.2. Monitoring the Efficacy and Safety of Parenteral Nutrition: Prevention of Complications
 - 2.4.3. Protocols for Transition from Parenteral to Enteral Nutrition

- 2.5. Screening and Management of the NB with Suspected Congenital Heart Disease
 - 2.5.1. Neonatal Screening Strategies for Congenital Heart Disease
 - 2.5.2. Clinical Signs and Diagnostic Findings in Neonatal Cardiopathies
 - 2.5.3. Initial Management of Neonates with Congenital Heart Disease
- 2.6. Management of the Newborn (NB) with Suspected Infection Newborn with Septic Shock
 - 2.6.1. Early Signs of Infection and Septic Shock in Neonates
 - 2.6.2. Application of Empirical and Supportive Antimicrobial Management Protocols in Septic Shock
 - 2.6.3. Monitoring of the Response to Treatment and Adjustment of Management according to Clinical Evolution
- 2.7. Pain and Stress Management in the NICU
 - 2.7.1. Assessment of Pain and Stress in Neonates using Validated Scales
 - 2.7.2. Implementation of Pharmacological and Non-pharmacological Measures for Pain and Stress Management
 - 2.7.3. Strategies for the Minimization of Pain and Stress during Invasive Procedures
- 2.8. General Management of the Extreme Preterm Newborn (ELN)
 - 2.8.1. Specific Respiratory and Nutritional Support Strategies for the Extreme Preterm Newborn
 - 2.8.2. Prevention and Management of Complications Associated with Extreme Prematurity
 - 2.8.3. Implementation of Developmental Care and Family Support in the Management of the Extreme Preterm NB
- 2.9. Management of the Most Frequent Hydroelectrolyte Disorders of the NB Neonatal Hypoglycemia
 - 2.9.1. Treatment of Electrolyte Imbalances in Neonates
 - 2.9.2. Diagnosis and Management of Neonatal Hypoglycemia according to Current Guidelines
 - 2.9.3. Monitoring and Adjustment of Fluid and Electrolyte Management in Response to Clinical and Laboratory Changes
- 2.10. Severe Hyperbilirubinemia of the NB Exchange Transfusion
 - 2.10.1. Identification of Risk Factors and Signs of Severe Hyperbilirubinemia
 - 2.10.2. Application of Protocols for the Treatment of Hyperbilirubinemia Phototherapy and Exchange Transfusion
 - 2.10.3. Prevention of Long-term Complications Associated with Severe Hyperbilirubinemia Treatment

Module 3. Advanced Aspects in Neonatal Intensive Care Index

- 3.1. Hemodynamic Management of the Sick NB Severe PHT in the NB
 - 3.1.1. Signs of Hemodynamic Instability and PHT in the NB
 - 3.1.2. Hemodynamic Management Strategies including Inotropic Support and Management of PHT
 - 3.1.3. Monitoring of the Response to Treatment and Adjustment according to the Clinical Evolution of the NB
- 3.2. Neonatal Mechanical Ventilation Conventional MV VAFO
 - 3.2.1. Indications for Conventional Mechanical Ventilation and High Frequency Oscillatory Ventilation (HFOV)
 - 3.2.2. Adjustment of Ventilation Parameters to Optimize Oxygenation and Ventilation while Minimizing the Risk of Lung Injury
 - 3.2.3. Monitoring and Management of Complications Associated with Mechanical Ventilation
- 3.3. Management of Hyaline Membrane Disease (HMD)
 - 3.3.1. Identification of Risk Factors and Clinical Signs of HME in the NB
 - 3.3.2. Management Strategies including Respiratory Support and Surfactant Administration
 - 3.3.3. Evaluation of Response to Treatment and Prevention of Complications Associated with HME
- 3.4. Newborn (NB) with Congenital Diaphragmatic Hernia (CDH)
 - 3.4.1. Clinical Presentation and Diagnosis of CDH
 - 3.4.2. Management including Respiratory Support and Preoperative Hemodynamic Stabilization
 - 3.4.3. Surgical Management and Specific Postoperative Care for NB with CDH
- 3.5. Management of the NB with Perinatal Asphyxia
 - 3.5.1. Identification and Classification of the Severity of Perinatal Asphyxia
 - 3.5.2. Life Support Interventions and Management of Therapeutic Hypothermia if Indicated
 - 3.5.3. Monitoring of Neurological Sequelae and other Complications Associated with Perinatal Asphyxia

- 3.6. Neurological Disorders in the Newborn (NB) Requiring NICU
 - 3.6.1. Early Signs of Neurological Disorders in the Newborn
 - 3.6.2. Strategies for Neurological Evaluation and Management of Specific Neurological Conditions
 - 3.6.3. Multidisciplinary Care for the Comprehensive Management of Neurological Disorders
- 3.7. Severe Metabolic Diseases in the Newborn (NB)
 - 3.7.1. Clinical and Laboratory Signs Suggestive of Severe Metabolic Diseases
 - 3.7.2. Acute Management of Metabolic Decompensation and Specific Diagnostic Tests
 - 3.7.3. Implementation of Long-term Management Plans and Follow-up for Diagnosed Metabolic Conditions
- 3.8. Most Common Neonatal Surgical Pathology Postoperative Care
 - 3.8.1. Surgical Indications in Common Neonatal Pathologies
 - 3.8.2. Implementation of Preoperative Care and Preparation for Neonatal Surgeries
 - 3.8.3. Specific Postoperative Care to Optimize Recovery and Prevent Complications
- 3.9. Management of Necrotizing Enterocolitis (NEC)
 - 3.9.1. Identification of Early Signs and Risk Factors for NEC
 - 3.9.2. Application of Conservative Management Protocols and Criteria for Surgical Intervention
 - 3.9.3. Monitoring Recovery and Management of Long-term Complications of NEC
- 3.10. Critical Neonatal Transport
 - 3.10.1. Preparation of the Critically Ill Newborn for Safe Transport: Stabilization and Life Support
 - 3.10.2. Coordination of Logistics and Effective Team Communication for Neonatal Transport
 - 3.10.3. Monitoring and Management of the NB during Transport: Prevention and Response to Complications





“

Through a combination of theory and practice, the program will provide you with comprehensive specialization to meet the clinical and ethical challenges present in critical neonatal care”

06

Methodology

This academic program offers students a different way of learning. Our methodology uses a cyclical learning approach: **Relearning**.

This teaching system is used, for example, in the most prestigious medical schools in the world, and major publications such as the **New England Journal of Medicine** have considered it to be one of the most effective.



“

Discover Relearning, a system that abandons conventional linear learning, to take you through cyclical teaching systems: a way of learning that has proven to be extremely effective, especially in subjects that require memorization"

At TECH we use the Case Method

What should a professional do in a given situation? Throughout the program, students will face multiple simulated clinical cases, based on real patients, in which they will have to do research, establish hypotheses, and ultimately resolve the situation. There is an abundance of scientific evidence on the effectiveness of the method. Specialists learn better, faster, and more sustainably over time.

With TECH you will experience a way of learning that is shaking the foundations of traditional universities around the world.



According to Dr. Gérvas, the clinical case is the annotated presentation of a patient, or group of patients, which becomes a "case", an example or model that illustrates some peculiar clinical component, either because of its teaching power or because of its uniqueness or rarity. It is essential that the case is based on current professional life, trying to recreate the real conditions in the physician's professional practice.

“

Did you know that this method was developed in 1912, at Harvard, for law students? The case method consisted of presenting students with real-life, complex situations for them to make decisions and justify their decisions on how to solve them. In 1924, Harvard adopted it as a standard teaching method”

The effectiveness of the method is justified by four fundamental achievements:

1. Students who follow this method not only achieve the assimilation of concepts, but also a development of their mental capacity, through exercises that evaluate real situations and the application of knowledge.
2. Learning is solidly translated into practical skills that allow the student to better integrate into the real world.
3. Ideas and concepts are understood more efficiently, given that the example situations are based on real-life.
4. Students like to feel that the effort they put into their studies is worthwhile. This then translates into a greater interest in learning and more time dedicated to working on the course.



Relearning Methodology

At TECH we enhance the case method with the best 100% online teaching methodology available: Relearning.

This university is the first in the world to combine the study of clinical cases with a 100% online learning system based on repetition, combining a minimum of 8 different elements in each lesson, a real revolution with respect to the mere study and analysis of cases.



Professionals will learn through real cases and by resolving complex situations in simulated learning environments. These simulations are developed using state-of-the-art software to facilitate immersive learning.

At the forefront of world teaching, the Relearning method has managed to improve the overall satisfaction levels of professionals who complete their studies, with respect to the quality indicators of the best online university (Columbia University).

With this methodology, more than 250,000 physicians have been trained with unprecedented success in all clinical specialties regardless of surgical load. Our pedagogical methodology is developed in a highly competitive environment, with a university student body with a strong socioeconomic profile and an average age of 43.5 years old.


Relearning will allow you to learn with less effort and better performance, involving you more in your specialization, developing a critical mindset, defending arguments, and contrasting opinions: a direct equation to success.

In our program, learning is not a linear process, but rather a spiral (learn, unlearn, forget, and re-learn). Therefore, we combine each of these elements concentrically.

The overall score obtained by TECH's learning system is 8.01, according to the highest international standards.



This program offers the best educational material, prepared with professionals in mind:



Study Material

All teaching material is produced by the specialists who teach the course, specifically for the course, so that the teaching content is highly specific and precise.

These contents are then applied to the audiovisual format, to create the TECH online working method. All this, with the latest techniques that offer high quality pieces in each and every one of the materials that are made available to the student.



Surgical Techniques and Procedures on Video

TECH introduces students to the latest techniques, the latest educational advances and to the forefront of current medical techniques. All of this in direct contact with students and explained in detail so as to aid their assimilation and understanding. And best of all, you can watch the videos as many times as you like.



Interactive Summaries

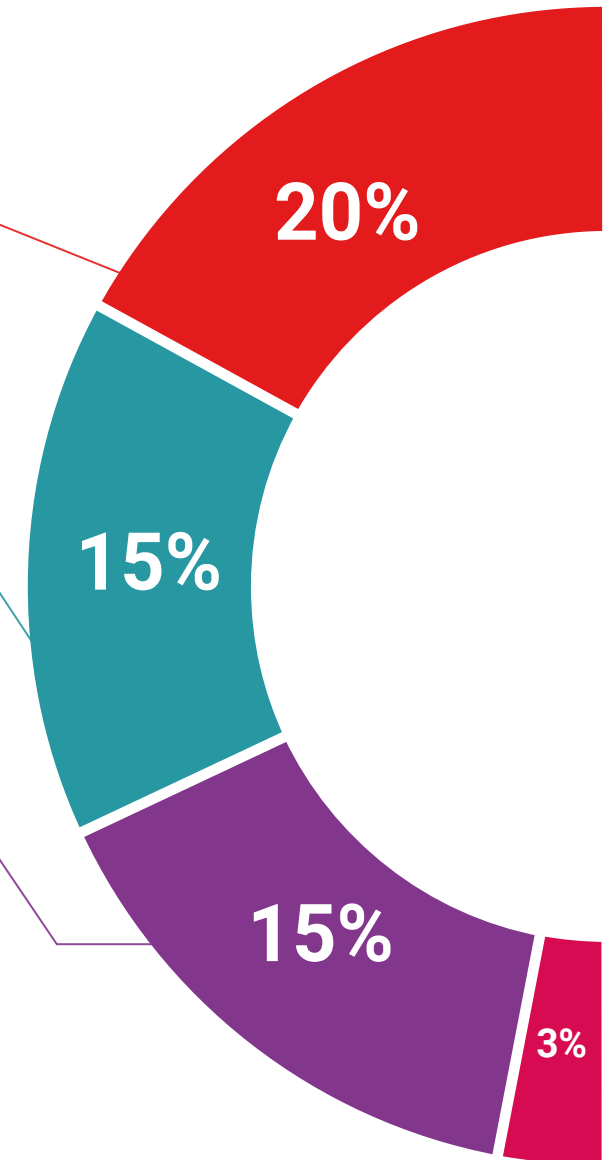
The TECH team presents the contents attractively and dynamically in multimedia lessons that include audio, videos, images, diagrams, and concept maps in order to reinforce knowledge.

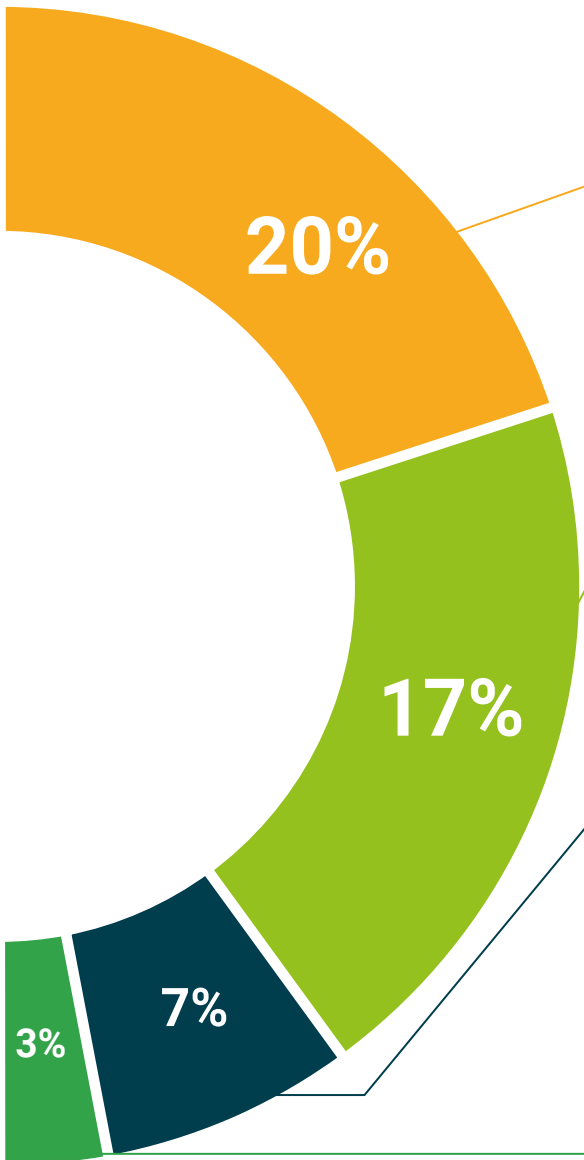
This exclusive educational system for presenting multimedia content was awarded by Microsoft as a "European Success Story".



Additional Reading

Recent articles, consensus documents and international guidelines, among others. In TECH's virtual library, students will have access to everything they need to complete their course.





Expert-Led Case Studies and Case Analysis

Effective learning ought to be contextual. Therefore, TECH presents real cases in which the expert will guide students, focusing on and solving the different situations: a clear and direct way to achieve the highest degree of understanding.



Testing & Retesting

We periodically evaluate and re-evaluate students' knowledge throughout the program, through assessment and self-assessment activities and exercises, so that they can see how they are achieving their goals.



Classes

There is scientific evidence on the usefulness of learning by observing experts. The system known as Learning from an Expert strengthens knowledge and memory, and generates confidence in future difficult decisions.



Quick Action Guides

TECH offers the most relevant contents of the course in the form of worksheets or quick action guides. A synthetic, practical, and effective way to help students progress in their learning.



07 Certificate

The Postgraduate Diploma in Neonatal Intensive Care guarantees students, in addition to the most rigorous and up-to-date education program, access to a Postgraduate Diploma issued by TECH Global University.





Successfully complete this program and receive your university qualification without having to travel or fill out laborious paperwork"

This private qualification will allow you to obtain a **Postgraduate Diploma in Neonatal Intensive Care** endorsed by **TECH Global University**, the world's largest online university.

TECH Global University is an official European University publicly recognized by the Government of Andorra ([official bulletin](#)). Andorra is part of the European Higher Education Area (EHEA) since 2003. The EHEA is an initiative promoted by the European Union that aims to organize the international training framework and harmonize the higher education systems of the member countries of this space. The project promotes common values, the implementation of collaborative tools and strengthening its quality assurance mechanisms to enhance collaboration and mobility among students, researchers and academics.

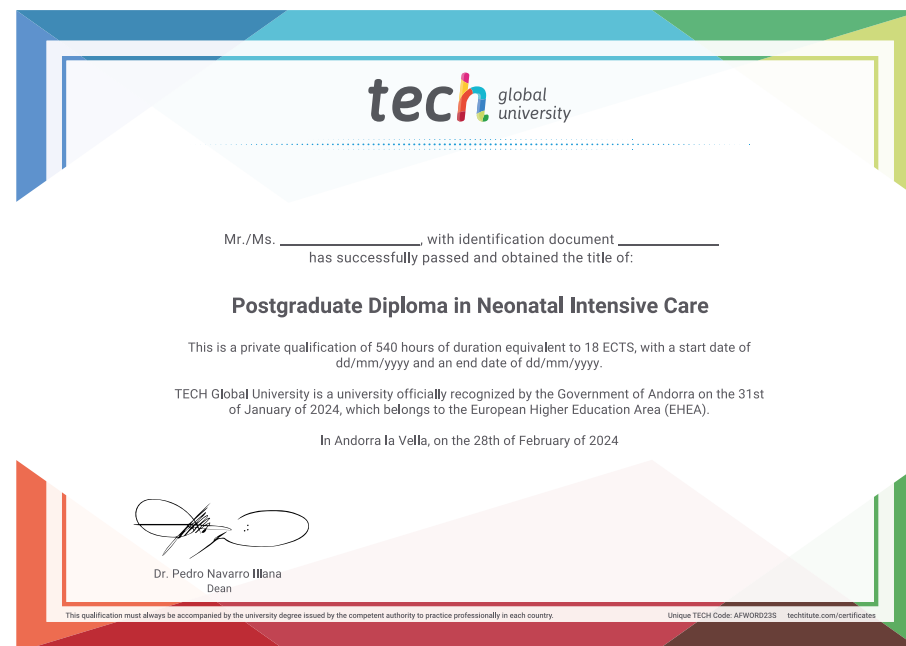
This **TECH Global University** private qualification is a European program of continuing education and professional updating that guarantees the acquisition of competencies in its area of knowledge, providing a high curricular value to the student who completes the program.

Title: **Postgraduate Diploma in Neonatal Intensive Care**

Modality: **online**

Duration: **6 months**

Accreditation: **18 ECTS**



*Apostille Convention. In the event that the student wishes to have their paper diploma issued with an apostille, TECH Global University will make the necessary arrangements to obtain it, at an additional cost.

future
health confidence people
education information tutors
guarantee accreditation teaching
institutions technology learning
community commitment
personalized service innovation
knowledge present quality
development language
virtual classroom



Postgraduate Diploma Neonatal Intensive Care

- » Modality: online
- » Duration: 6 months
- » Certificate: TECH Global University
- » Credits: 18 ECTS
- » Schedule: at your own pace
- » Exams: online

Postgraduate Diploma Neonatal Intensive Care

