

Postgraduate Diploma Clinical Ophthalmology

Endorsed by:



**SOCIEDAD ESPAÑOLA
DE OFTALMOLOGÍA**





Postgraduate Diploma Clinical Ophthalmology

- » Modality: online
- » Duration: 6 months
- » Certificate: TECH Technological University
- » Dedication: 16h/week
- » Schedule: at your own pace
- » Exams: online

Website: www.techtute.com/us/medicine/postgraduate-diploma/clinical-ophthalmology

Index

01

Introduction

p. 4

02

Objectives

p. 8

03

Course Management

p. 12

04

Structure and Content

p. 18

05

Methodology

p. 22

06

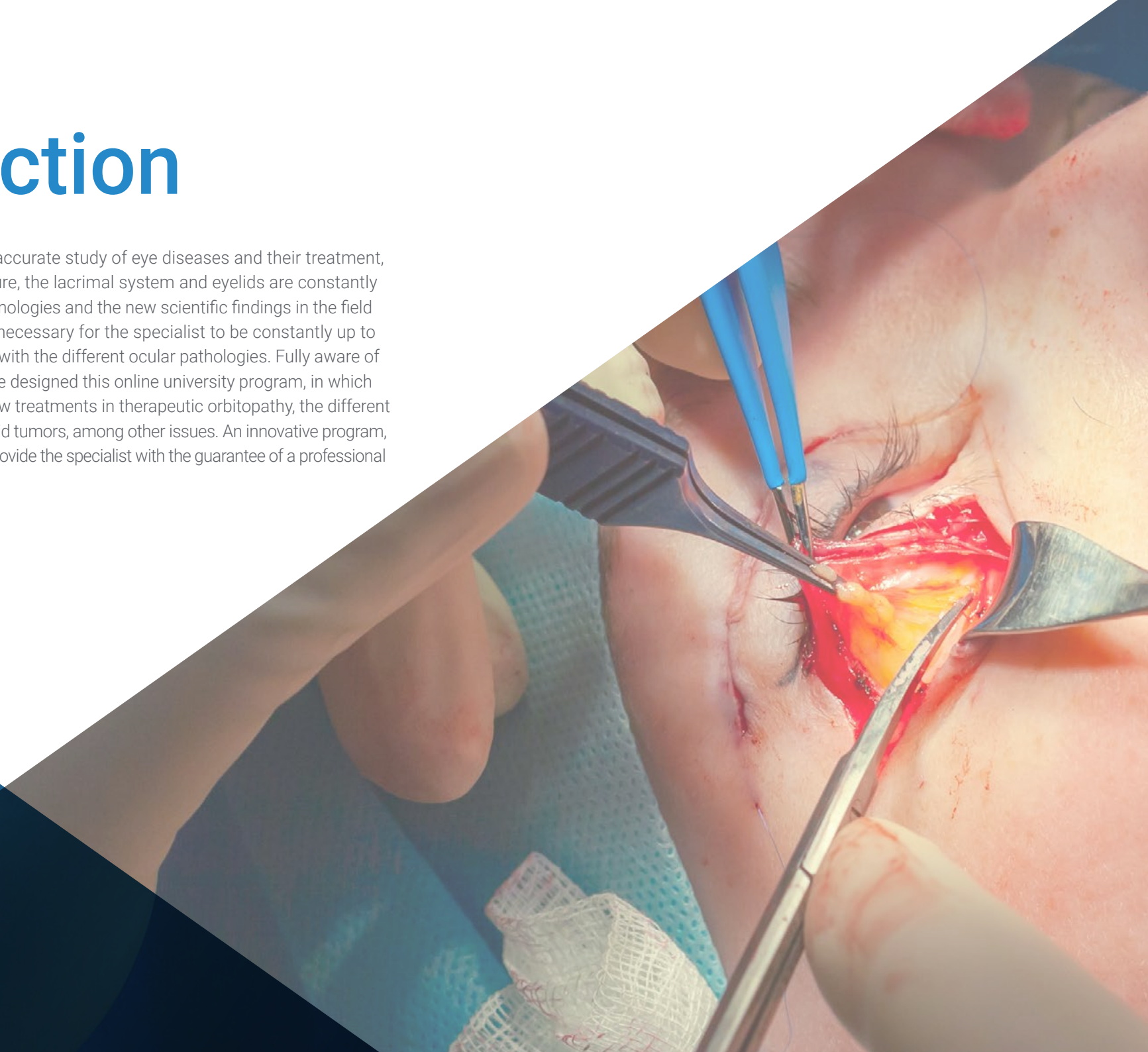
Certificate

p. 30

01

Introduction

The techniques that allow a more accurate study of eye diseases and their treatment, including the eyeball, its musculature, the lacrimal system and eyelids are constantly evolving. The incursion of new technologies and the new scientific findings in the field of Clinical Ophthalmology make it necessary for the specialist to be constantly up to date, as this is the only way to deal with the different ocular pathologies. Fully aware of this reality, TECH professionals have designed this online university program, in which the professional can learn about new treatments in therapeutic orbitopathy, the different and most current approaches to eyelid tumors, among other issues. An innovative program, adapted to current times, which will provide the specialist with the guarantee of a professional practice of the highest quality.





“

With this program you will be able to keep up to date with the latest technological and scientific advances in the field of Clinical Ophthalmology. This way you will be able to offer a much more adapted diagnosis and therapeutics"

Visual health is essential to ensure a good quality of life. For this reason, in recent years, scientific research lines have focused their efforts on offering better techniques, approaches and therapeutics in areas such as optics, optometry and ocular pharmacology. However, the field that has undergone the most advances in the last 10 years is Clinical Ophthalmology, because thanks to the incursion of new technologies and very important scientific findings, it has been possible to provide a more efficient response to pathologies that cause blindness, such as cataracts, glaucoma and retinal alterations and degenerations, especially those of the macula.

All these rapid advances are the result of multidisciplinary collaboration between apparently disparate areas of knowledge such as Clinical Ophthalmology, Physics, Cell Biology, Bioengineering, Biochemistry, Optics and Pharmacology, and are what force the specialist to keep up to date in order to offer an efficient approach and a therapeutic response adapted to the patient's needs. In this context, TECH launches this Postgraduate Diploma in which the professional can be up to date to know not only the latest findings in the field of treatment of visual conditions in adult and pediatric patients, but also the most recent advances in Neurophthalmology.

All this, condensed in just 6 months of completely online and intensive learning, which gives the specialist the opportunity to catch up without having to give up their work and personal life. In addition, thanks to TECH's innovative study methodology, the professional will have access to state-of-the-art pedagogical resources with which to consolidate learning in a more efficient way. Detailed videos, clinical cases, interactive summaries, action guides and other materials that will make this educational experience unique and will provide the practitioner with the latest knowledge for a quality professional practice adapted to current times.

This **Postgraduate Diploma in Clinical Ophthalmology** contains the most complete and up-to-date scientific program on the market. The most important features include:

- The development of practical cases presented by experts in Clinical Ophthalmology
- The graphic, schematic, and practical contents with which they are created, provide scientific and practical information on the disciplines that are essential for professional practice
- Practical exercises where the self-assessment process can be carried out to improve learning
- Its special emphasis on innovative methodologies
- Theoretical lessons, questions to the expert, debate forums on controversial topics, and individual reflection assignments
- Content that is accessible from any fixed or portable device with an Internet connection



This Postgraduate Diploma gives you the opportunity to learn, in a 100% online way and with the latest educational technology, the latest developments in the treatment of pediatric patients with Strabismus"

“

Thanks to TECH's innovative study methodology, you will have access to valuable educational resources. This will help you to consolidate your knowledge in a more efficient way"

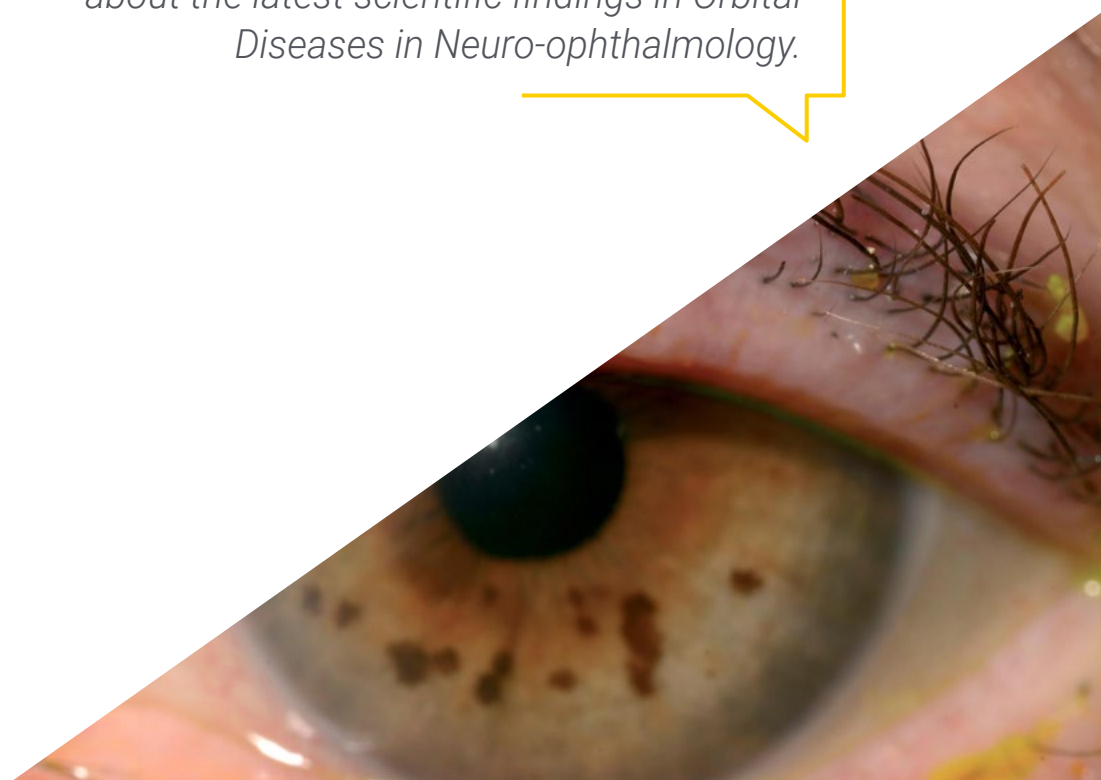
The program's teaching staff includes professionals from sector who contribute their work experience to this program, as well as renowned specialists from leading societies and prestigious universities.

Its multimedia content, developed with the latest educational technology, will allow the professional a situated and contextual learning, that is, a simulated environment that will provide an immersive training programmed to train in real situations.

The design of this program focuses on Problem-Based Learning, in which the professional will have to try to solve the different professional practice situations that will arise throughout the academic course. For this purpose, the student will be assisted by an innovative interactive video system created by renowned experts.

Clinical Ophthalmology has undergone a dramatic advancement in the past few years. If you want to get up to date in this important specialty, then this TECH program is the place for you.

A program with which you can make a first class educational immersion and learn about the latest scientific findings in Orbital Diseases in Neuro-ophthalmology.



02 Objectives

The need for early diagnosis and accurate management has prompted the emergence of different subspecialties within the study of vision. Among them, Clinical Ophthalmology is the one that has the most appropriate tools to approach Ocular Pathology from different perspectives and from the study of a specific disease: Glaucoma, Strabismus, Ocular Inflammatory diseases, among others. This fact means that specialists must always keep themselves up to date, and with this TECH program they achieve this in a practical and efficient way. Therefore, thanks to the study of this program, the professional will achieve his or her professional growth objectives and will position themselves as a reference in the sector.





“

If your goal is to get up to date in the treatment of Ocular Pathologies and position yourself as a reference in Clinical Ophthalmology then welcome, this program is for you"

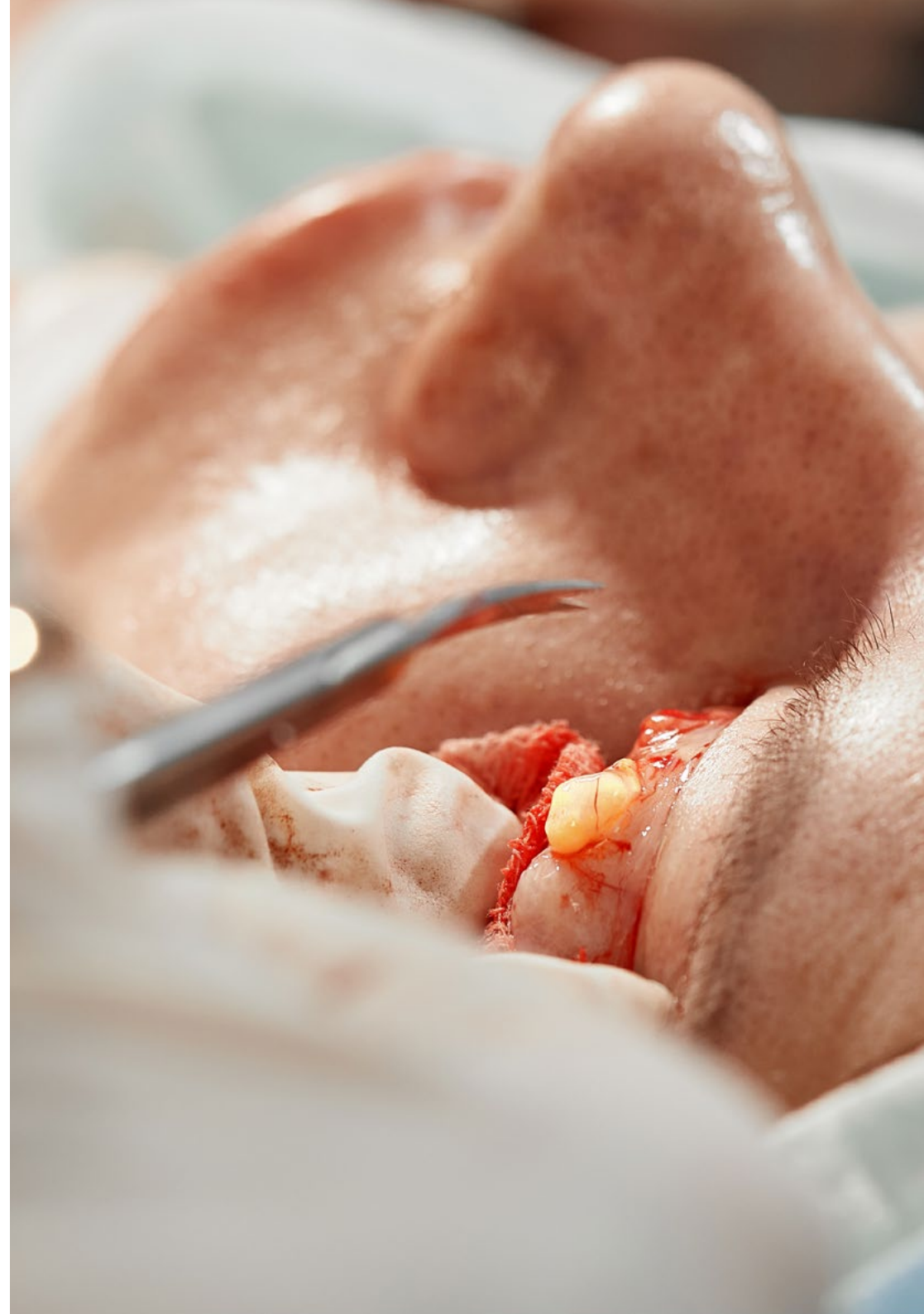


General Objective

- Keep up to date with diagnostic and therapeutic procedures in Ophthalmology, incorporating the latest advances into your daily medical practice in order to increase the quality and safety of care and improve patient prognosis

“

TECH offers you the industry's leading program in Clinical Ophthalmology. Don't think twice and boost your career by studying at the world's largest online university"





Specific Objectives

Module 1. Update on Oculoplasty and Lacrimal Ducts

- ◆ Identify advances in the approach to oculoposterior surgery
- ◆ Update knowledge of diagnosis and treatment
- ◆ Recognize the role of the lacrimal pathways in diseases of the eye
- ◆ Develop non-invasive diagnostic techniques for a correct assessment of the lacrimal pathways

Module 2. Update on Pediatric Ophthalmology

- ◆ Expand knowledge in ophthalmopediatrics
- ◆ Identify the age range of a person before proceeding with a medical examination
- ◆ Get to know the main pathologies of children under 3 years of age
- ◆ Gain knowledge about the most frequent pathologies in children who go to school
- ◆ Make correct diagnoses to know if it is necessary to use glasses

Module 3. Neuro-Ophthalmology

- ◆ Determine new methods in the surgical approach to lacrimal ducts
- ◆ Provide knowledge about the latest surgical techniques in ophthalmology
- ◆ Explain how to present scientific and clinical information, orally or in writing, in a succinct, clear, and well-organized manner
- ◆ Understand how to design and execute a research project

03

Course Management

The spectacular progress of Clinical Ophthalmology has been based on interdisciplinary collaboration. In this context, areas such as Physics, Cell Biology, Bioengineering, Biochemistry, Optics and Pharmacology have been placed at the service of Clinical Ophthalmology to offer more adapted approaches and therapeutics. For this reason, a heterogeneous criteria has been followed for the selection of the faculty of this program, which allows students to approach professionals from different areas who practice their professional and research work in the main clinical centers worldwide and who bring to this training the experience of their years of work in the sector. A multidisciplinary teaching staff only available at TECH.





“

Update your knowledge with the best professionals in the industry and boost your medical practice to the highest quality standards. Only studying at TECH"

Management



Dr. Navea Tejerina, Amparo

- ♦ Medical Director of the Institute of Retina and Ocular Diseases
- ♦ FISABIO-Ophthalmology Medical Director (FOM)
- ♦ Head of the Retina Unit at FOM
- ♦ Specialist in Ophthalmology
- ♦ PhD in Medicine, University of Cadiz
- ♦ Member of: Member of the Spanish Society of Ophthalmology (SEO), American Academy of Ophthalmology (AAO), the Association for Research in Vision and Ophthalmology (ARVO), Sircova, Oftared

Professors

Dr. Pérez López, Marta

- ♦ Ophthalmologist of the Ofatlvist Valencia Centers
- ♦ Specialist in the University Hospital and Polytechnic La Fe
- ♦ Fellowship in Oculoplasty and Orbital Surgery
- ♦ Degree in Medicine and Surgery from the University of Valencia
- ♦ PhD in Medicine from the University of Alcalá de Henares
- ♦ MIR training in Ophthalmology at Ramón y Cajal University Hospital
- ♦ Member of: Spanish Society of Ophthalmology, American Academy of Ophthalmology (AAO), Examiner of the European Board Of Ophthalmology (EBO)

Dr. Esteban Masanet, Miguel

- ♦ Head of the Ophthalmology Department at the Provincial Hospital of Castellón
- ♦ Ophthalmologist at Innova Ocular Clínica Vila
- ♦ Associate Professor of Ophthalmology at the Faculty of Medicine of the University Cardenal Herrera-Ceu of Castellón
- ♦ Degree in Medicine and Surgery from the University of Valencia
- ♦ Member of: Spanish Society of Ophthalmology, American Academy of Ophthalmology, Ophthalmological Society of the Valencian Community and Spanish Society of Ocular and Orbital Plastic Surgery

Dr. Hernández Pardines, Fernando

- ♦ Ophthalmologist at the San Juan Alicante Hospital
- ♦ Glaucoma Specialist at the San Juan Alicante Hospital
- ♦ Degree in Medicine and Surgery from the University of Miguel Hernández de Elche

Dr. García Sánchez, Juan

- ♦ Medical Specialist in Ophthalmology
- ♦ Ophthalmologist at Doctor Hueso Clinic
- ♦ Physician at the Hospital San Juan de Alicante
- ♦ Research stay at the Klinikum Höchst in Frankfurt
- ♦ Study stay at the European Bureau of Ophthalmology
- ♦ PhD in Medicine and Surgery from the University of Valencia

Dr. Aguirre Balsalobre, Fernando

- ♦ Ophthalmologist at Sant Joan University Hospital
- ♦ European Diploma FEBOS-CR
- ♦ Collaborating teacher at the Faculty of Medicine of the Miguel Hernández University of Elche
- ♦ Doctor of Medicine from the Miguel Hernández University with Extraordinary Doctorate Award
- ♦ Degree in Medicine from the University of Navarra

Dr. Mengual Verdú, Encarnación

- ♦ Specialist in Ophthalmology in Alicante
- ♦ Member of the Spanish Society of Ophthalmology
- ♦ Degree in Medicine and Surgery from the University of Valencia
- ♦ Co-author of the book *Clinical Cases in Ophthalmology*

Dr. España Gregori, Enrique

- ♦ Head of the Orbit, Oculoplastics and NeuroOphthalmology Department of the La Fe Hospital in Valencia
- ♦ Ophthalmologist at the Adult Orbital Tumor Unit of the La Fe Hospital in Valencia
- ♦ Ophthalmologist in the Neuro-Ophthalmology, Orbit and Oculoplastic Department of the La Fe Hospital in Valencia
- ♦ Associate Professor at the University of Valencia
- ♦ PhD in Medicine and Surgery from the University of Valencia
- ♦ Master's Degree in Health Management from the Catholic University of Valencia San Vicente Mártir

Dr. Laiseca Rodríguez, Andrés

- ♦ Ophthalmology Physician at Doctores LAISECA Clinic
- ♦ Eye surgeon. Doctores LAISECA Clinic
- ♦ Degree in Medicine and Surgery from the Complutense University of Madrid
- ♦ Specialist in Ophthalmology. Complutense University of Madrid
- ♦ Doctor of Medicine and Surgery with *Cum Laude* qualification
- ♦ Former Secretary General and founding member of the Spanish Society of Ocular and Orbital Plastic Surgery
- ♦ Speaker at: Lecture at the American Society of Ocularists, X Congress of the European Society of Ophthalmic plastic and reconstructive Surgery

Dr. Font Juliá, Elsa

- ♦ Ophthalmologist at the San Juan de Alicante Hospital
- ♦ Specialist in Strabismus and Ocular Motility
- ♦ Degree in Medicine

Dr. Lanzagorta Aresti, Aitor

- ♦ Ophthalmologist at the University Research Institute Fisabio Medical Ophthalmology
- ♦ Physician in the Glaucoma Unit Fisabio Ophthalmology
- ♦ NeuroOphthalmology Unit Fisabio Ophthalmology
- ♦ Degree in Medicine from the University of the Basque Country
- ♦ PhD, Medicine. University of Valencia
- ♦ Residency in Ophthalmology. La Fe University Hospital

Dr. Davó Cabrera, Juan María

- ♦ Ophthalmologist in the Vithas Nisa Group
- ♦ Specialist in Ophthalmology at FISABIO Medical Ophthalmology
- ♦ Specialist in Cataract and Tear and Eyelid Surgery at La Fe Hospital in Valencia
- ♦ Training stays at the Maternal-Children's Hospital Sant Joan de Déu (Barcelona), the KPUM (Kyoto, Japan) and the RVI (Newcastle, United Kingdom)
- ♦ Master's Degree in Advanced Aesthetic and Laser Techniques (CEU)

Dr. Mateos Sánchez, Encarnación

- ♦ Specialist in Ophthalmology. Specialist in Thyroid Ophthalmopathy, Ocular Tumors at the Virgen de la Paloma Hospital, Madrid
- ♦ Ophthalmologist at the Ramón y Cajal Hospital in Madrid
- ♦ Surgeon at the Diego León Aesthetic Clinic
- ♦ Member of the Spanish Society of Ocular and Orbital Plastic Surgery



Dr. Montolío Marzo, Santiago

- ♦ Ophthalmologist of the Oftalvist Clinic
- ♦ MIR in FISABIO Clinical Ophthalmology
- ♦ Degree in Medicine from the University of Valence
- ♦ Master's Degree in Infectious Diseases and Antimicrobial Treatment, CEU Cardenal Herrera University
- ♦ Master's Degree in Aesthetic Medicine and advanced laser techniques
- ♦ Fellow of the International Council of Ophthalmology
- ♦ Fellow of the European Borad of Ophthalmology
- ♦ Member of the Spanish Society of Ophthalmology, Spanish Society of Implantorefractive Ocular Surgery, Spanish Society of Retina and Vitreous, European Society of Retina Specialist

“

Thanks to TECH's innovative Relearning methodology, you will be able to study from the reiteration of contexts. This provides progressive, situated and contextual learning"

04

Structure and Content

For the creation of this program TECH has counted with professionals of great importance in the field of Clinical Ophthalmology. They have designed a realistic and innovative study plan, adapted to the current needs of this important specialty. Thanks to this, the doctor is assured not only to study from the most up-to-date contents, but also to do it from a practical perspective: learning how to do. In this way, they will be able to put into action the knowledge acquired from the first moment, improving their professional practice and becoming a reference in the field of Clinical Ophthalmology.





“

TECH gives you the opportunity to study from the most complete syllabus, the most innovative contents and with the pedagogical resources that provide the best learning results"

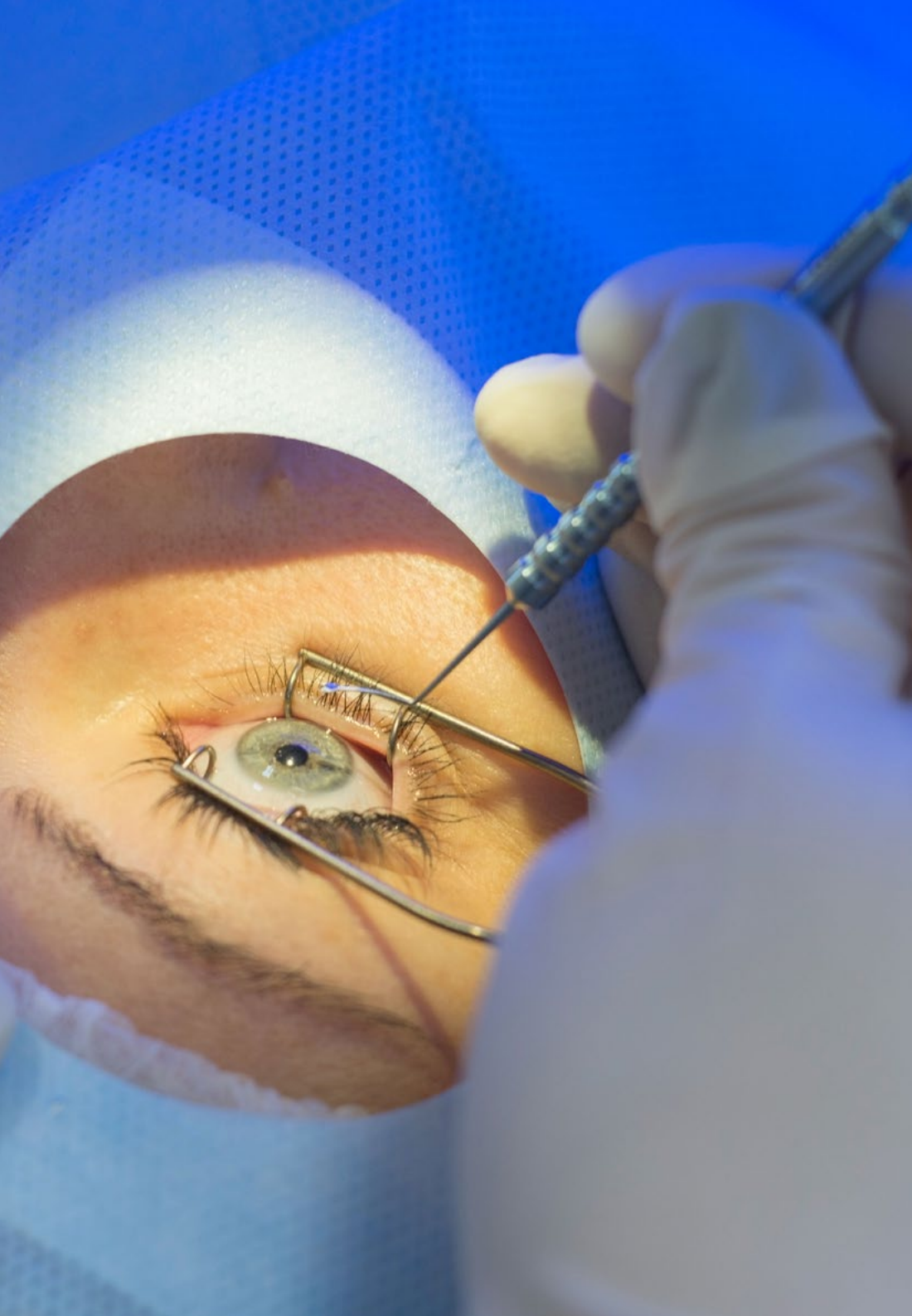
Module 1. Update on Oculoplasty and Lacrimal Ducts

- 1.1. Palpebral and Orbital Anatomy
- 1.2. Blepharoplasty
- 1.3. Ptosis and Eyelid Malposition
- 1.4. Eyelid Tumors
- 1.5. Lacrimal Puncta Surgery
- 1.6. Dacryocystorhinostomy via External/Endoscopic Route
- 1.7. Orbital tumors
- 1.8. Thyroid Orbitopathy
- 1.9. New Treatments in Thyroid Orbitopathy
- 1.10. Ablative Ocular Surgery. Management of the Anophthalmic Cavity

Module 2. Update on Pediatric Ophthalmology

- 2.1. Strabismus Surgery Complications and Reoperations
- 2.2. Management of Epiphora, Palpebral and Conjunctival-Corneal Pathology in Children
- 2.3. Amblyopia: Etiology, Diagnosis and Treatment
- 2.4. Vertical Strabismus, Alphabetic Syndromes and Restrictive Syndromes: Stilling Duane, Brown, Möebius and Congenital Fibrosis
- 2.5. Glaucoma in Childhood
- 2.6. Differential Diagnosis for Leukocoria
- 2.7. Differential Diagnosis of Leukocoria: Most Common Pathologies, Diagnosis and Treatment
- 2.8. Alterations of the Crystalline Lens in the Pediatrics. Congenital Cataracts
- 2.9. Diagnosis and Treatment of Nystagmus in Pediatrics
- 2.10. Botulinum Toxin in Strabology





Module 3. Neuro-Ophthalmology

- 3.1. Examination in Neuro-Ophthalmology
- 3.2. Papillary Edema
- 3.3. Papillary Pallor
- 3.4. Loss of Vision with Normal Fundus
- 3.5. Transient Loss of Vision
- 3.6. Pupillary Alterations
- 3.7. Eye Movement Alterations
- 3.8. Orbital Disease in Neuro-Ophthalmology
- 3.9. Eyelid Disorders and Ptosis in Neurological Diseases
- 3.10. Low Vision in Neurological Diseases

“

A program that brings you closer to the latest developments in Clinical Ophthalmology in a totally practical way. Don't think twice and enroll today!"

05

Methodology

This academic program offers students a different way of learning. Our methodology uses a cyclical learning approach: **Relearning**.

This teaching system is used, for example, in the most prestigious medical schools in the world, and major publications such as the **New England Journal of Medicine** have considered it to be one of the most effective.



“

Discover Relearning, a system that abandons conventional linear learning, to take you through cyclical teaching systems: a way of learning that has proven to be extremely effective, especially in subjects that require memorization"

At TECH we use the Case Method

What should a professional do in a given situation? Throughout the program, students will face multiple simulated clinical cases, based on real patients, in which they will have to do research, establish hypotheses, and ultimately resolve the situation. There is an abundance of scientific evidence on the effectiveness of the method. Specialists learn better, faster, and more sustainably over time.

With TECH you will experience a way of learning that is shaking the foundations of traditional universities around the world.



According to Dr. Gérvas, the clinical case is the annotated presentation of a patient, or group of patients, which becomes a "case", an example or model that illustrates some peculiar clinical component, either because of its teaching power or because of its uniqueness or rarity. It is essential that the case is based on current professional life, trying to recreate the real conditions in the physician's professional practice.

“

Did you know that this method was developed in 1912, at Harvard, for law students? The case method consisted of presenting students with real-life, complex situations for them to make decisions and justify their decisions on how to solve them. In 1924, Harvard adopted it as a standard teaching method”

The effectiveness of the method is justified by four fundamental achievements:

1. Students who follow this method not only achieve the assimilation of concepts, but also a development of their mental capacity, through exercises that evaluate real situations and the application of knowledge.
2. Learning is solidly translated into practical skills that allow the student to better integrate into the real world.
3. Ideas and concepts are understood more efficiently, given that the example situations are based on real-life.
4. Students like to feel that the effort they put into their studies is worthwhile. This then translates into a greater interest in learning and more time dedicated to working on the course.



Relearning Methodology

At TECH we enhance the case method with the best 100% online teaching methodology available: Relearning.

This university is the first in the world to combine the study of clinical cases with a 100% online learning system based on repetition, combining a minimum of 8 different elements in each lesson, a real revolution with respect to the mere study and analysis of cases.

Professionals will learn through real cases and by resolving complex situations in simulated learning environments. These simulations are developed using state-of-the-art software to facilitate immersive learning.



At the forefront of world teaching, the Relearning method has managed to improve the overall satisfaction levels of professionals who complete their studies, with respect to the quality indicators of the best online university (Columbia University).

With this methodology, more than 250,000 physicians have been trained with unprecedented success in all clinical specialties regardless of surgical load. Our pedagogical methodology is developed in a highly competitive environment, with a university student body with a strong socioeconomic profile and an average age of 43.5 years old.

Relearning will allow you to learn with less effort and better performance, involving you more in your specialization, developing a critical mindset, defending arguments, and contrasting opinions: a direct equation to success.

In our program, learning is not a linear process, but rather a spiral (learn, unlearn, forget, and re-learn). Therefore, we combine each of these elements concentrically.

The overall score obtained by TECH's learning system is 8.01, according to the highest international standards.



This program offers the best educational material, prepared with professionals in mind:



Study Material

All teaching material is produced by the specialists who teach the course, specifically for the course, so that the teaching content is highly specific and precise.

These contents are then applied to the audiovisual format, to create the TECH online working method. All this, with the latest techniques that offer high quality pieces in each and every one of the materials that are made available to the student.



Surgical Techniques and Procedures on Video

TECH introduces students to the latest techniques, the latest educational advances and to the forefront of current medical techniques. All of this in direct contact with students and explained in detail so as to aid their assimilation and understanding. And best of all, you can watch the videos as many times as you like.



Interactive Summaries

The TECH team presents the contents attractively and dynamically in multimedia lessons that include audio, videos, images, diagrams, and concept maps in order to reinforce knowledge.

This exclusive educational system for presenting multimedia content was awarded by Microsoft as a "European Success Story".



Additional Reading

Recent articles, consensus documents and international guidelines, among others. In TECH's virtual library, students will have access to everything they need to complete their course.





Expert-Led Case Studies and Case Analysis

Effective learning ought to be contextual. Therefore, TECH presents real cases in which the expert will guide students, focusing on and solving the different situations: a clear and direct way to achieve the highest degree of understanding.



Testing & Retesting

We periodically evaluate and re-evaluate students' knowledge throughout the program, through assessment and self-assessment activities and exercises, so that they can see how they are achieving their goals.



Classes

There is scientific evidence on the usefulness of learning by observing experts. The system known as Learning from an Expert strengthens knowledge and memory, and generates confidence in future difficult decisions.



Quick Action Guides

TECH offers the most relevant contents of the course in the form of worksheets or quick action guides. A synthetic, practical, and effective way to help students progress in their learning.



06 Certificate

The Postgraduate Diploma in Clinical Ophthalmology guarantees students, in addition to the most rigorous and up-to-date education, access to a Postgraduate Diploma issued by TECH Technological University.



“

Successfully complete this program and receive your university qualification without having to travel or fill out laborious paperwork"

This **Postgraduate Diploma in Clinical Ophthalmology** contains the most complete and up-to-date scientific on the market.

After the student has passed the assessments, they will receive their corresponding **Postgraduate Diploma** issued by **TECH Technological University** via tracked delivery*.

The diploma issued by **TECH Technological University** will reflect the qualification obtained in the Postgraduate Diploma, and meets the requirements commonly demanded by labor exchanges, competitive examinations, and professional career evaluation committees.

Title: **Postgraduate Diploma in Clinical Ophthalmology**

Official No. of Hours: **450 h.**

Endorsed by: Spanish Society of Ophtalmology



*Apostille Convention. In the event that the student wishes to have their paper Postgraduate Certificate issued with an apostille, TECH EDUCATION will make the necessary arrangements to obtain it, at an additional cost.

future
health confidence people
education information tutors
guarantee accreditation teaching
institutions technology learning
community commitment
personalized service innovation
knowledge present
development language
virtual classroom



Postgraduate Diploma Clinical Ophthalmology

- » Modality: online
- » Duration: 6 months
- » Certificate: TECH Technological University
- » Dedication: 16h/week
- » Schedule: at your own pace
- » Exams: online

Postgraduate Diploma Clinical Ophthalmology

Endorsed by:



**SOCIEDAD ESPAÑOLA
DE OFTALMOLOGÍA**

tech technological
university