

Postgraduate Certificate Zoonosis and Parasitosis





Postgraduate Certificate Zoonosis and Parasitosis

Course Modality: **Online**

Duration: **10 weeks**

Endorsed by: **TECH Technological University**

8 ECTS credits

Hours **200 hours.**

Website: www.techtute.com/us/medicine/postgraduate-certificate/postgraduate-certificate-zoonosis-parasitosis

Index

01

Introduction

p. 4

02

Objectives

p. 8

03

Course Management

p. 12

04

Structure and Content

p. 20

05

Methodology

p. 24

06

Certificate

p. 32

01

Introduction

Resistance to antibiotics and other antimicrobials is one of the main health problems worldwide, which makes it necessary to continue research to find even more effective treatments. This Postgraduate Certificate in Zoonosis and Parasitosis enables health professionals to develop their work in the most accurate way possible and provide the best patient care.





“

Improve your knowledge in Zoonosis and Parasitosis through this program, where you will find the best didactic material with real clinical cases. Learn here about the latest advances in the specialty to be able to perform a quality medical practice”

Antimicrobial resistance is one of the world's major health problems, since the misuse of certain drugs causes microorganisms to become resistant to them, making certain diseases more difficult to cure. In fact, the World Health Organization (WHO) warns that this resistance poses a growing threat to global public health and requires action by all sectors of government and society.

Thus, according to WHO figures, every year 480,000 people develop multidrug-resistant tuberculosis, and drug resistance is also beginning to complicate the fight against HIV and malaria. This data serves as an example of how problematic this issue truly is.

So, to meet the healthcare needs of the 21st century, medical professionals need to keep up with advances in this field. All of this means that physicians must continue their training with educational programs such as this one, which covers multi-resistance to treatments and the main vaccines available.

With 100% online training courses such as this one, specialists can continue with their professional work while furthering their training, which will make them stand out in their day-to-day work.



Update your knowledge through this Postgraduate Certificate in Zoonosis and Parasitosis”

This **Postgraduate Certificate in Zoonosis and Parasitosis** contains the most complete and updated scientific program on the market. The most important features of the course are:

- Firstly, Clinical features, in order to address the health-infectious disease process in a particular person through the study of the most prevalent and deadly infectious diseases and, secondly, in Epidemiologic features, to study the behavior of the same phenomenon in a particular population.
- Training and professional development in the indication, performance and interpretation of the main state-of-the-art diagnostic tests to complement clinical skills in the diagnostic process. Emphasizing the most up-to-date microbiological tests used to rapidly diagnose germs and study antimicrobial resistance.
- Training and professional development in the complex and determining pathophysiological relationships between immune response and infectious agents.
- Training and professional development in germs related to neoplasms and chronic non-communicable diseases.
- Training and professional development in the development and production of vaccines for the control of morbidity and mortality due to infectious diseases.
- Training and professional development in the important field of antimicrobial therapeutics, providing the best available information on the development and production of new antibiotics.

“

This Postgraduate Certificate may be the best investment you can make in the selection of a refresher program for two reasons: in addition to updating your knowledge of Zoonosis and Parasitosis, you will obtain a certificate from TECH Technological Universit”

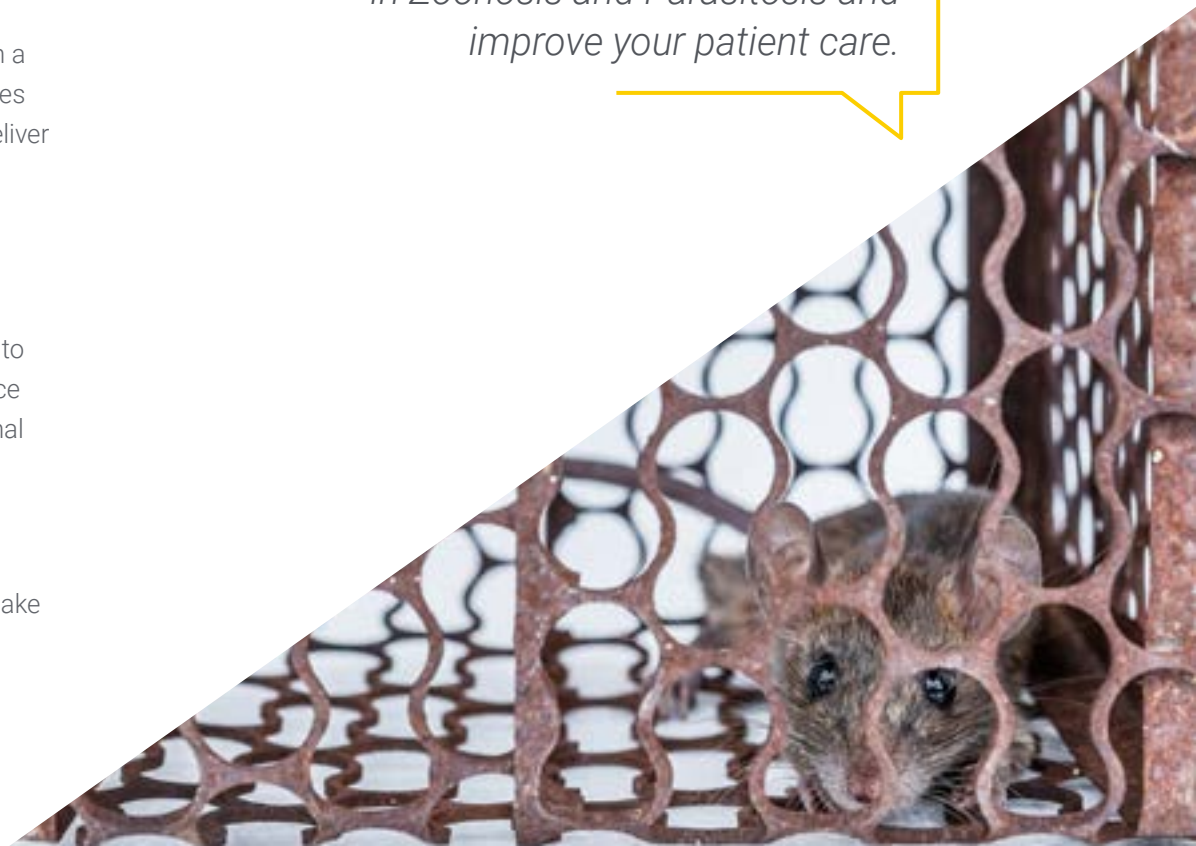
Its teaching staff is made up of prestigious and renowned Cuban professionals with a long career in health care, teaching and research, who have worked in many countries on several continents, developing professional and teaching experience that they deliver in an extraordinary way in this Postgraduate Certificate.

The methodological design of this Postgraduate Certificate, developed by a multidisciplinary team of e-learning experts, integrates the latest advances in educational technology for the creation of numerous educational multimedia tools that allow the professional, based primarily on the problem-based learning method, to address real problems in their daily clinical practice, which will allow them to advance by acquiring knowledge and developing skills that will impact their future professional work.

It should be noted that the contents generated for this Postgraduate Certificate, as well as the videos, self-evaluations, clinical cases and exams, have been thoroughly reviewed, updated, and integrated by the professors and the team of experts that make up the work group to facilitate the learning process with a step-by-step approach in order to achieve the teaching program objectives.

Increase your decision-making confidence by updating your knowledge through this program.

Make the most of the opportunity to learn about the latest advances in Zoonosis and Parasitosis and improve your patient care.



02

Objectives

The main objective of this Postgraduate Certificate is the improvement of health professionals, based on the acquisition of the most up-to-date and innovative scientific knowledge in the field of Multi-Resistance and vaccines are, enabling them to develop the skills that will turn their daily clinical practice into a bastion of the standards of the best scientific evidence available, with a critical, innovative, multidisciplinary and integrative focus.





“

This Postgraduate Certificate will help you to be more accurate in the diagnosis of Zoonosis and Parasitosis”

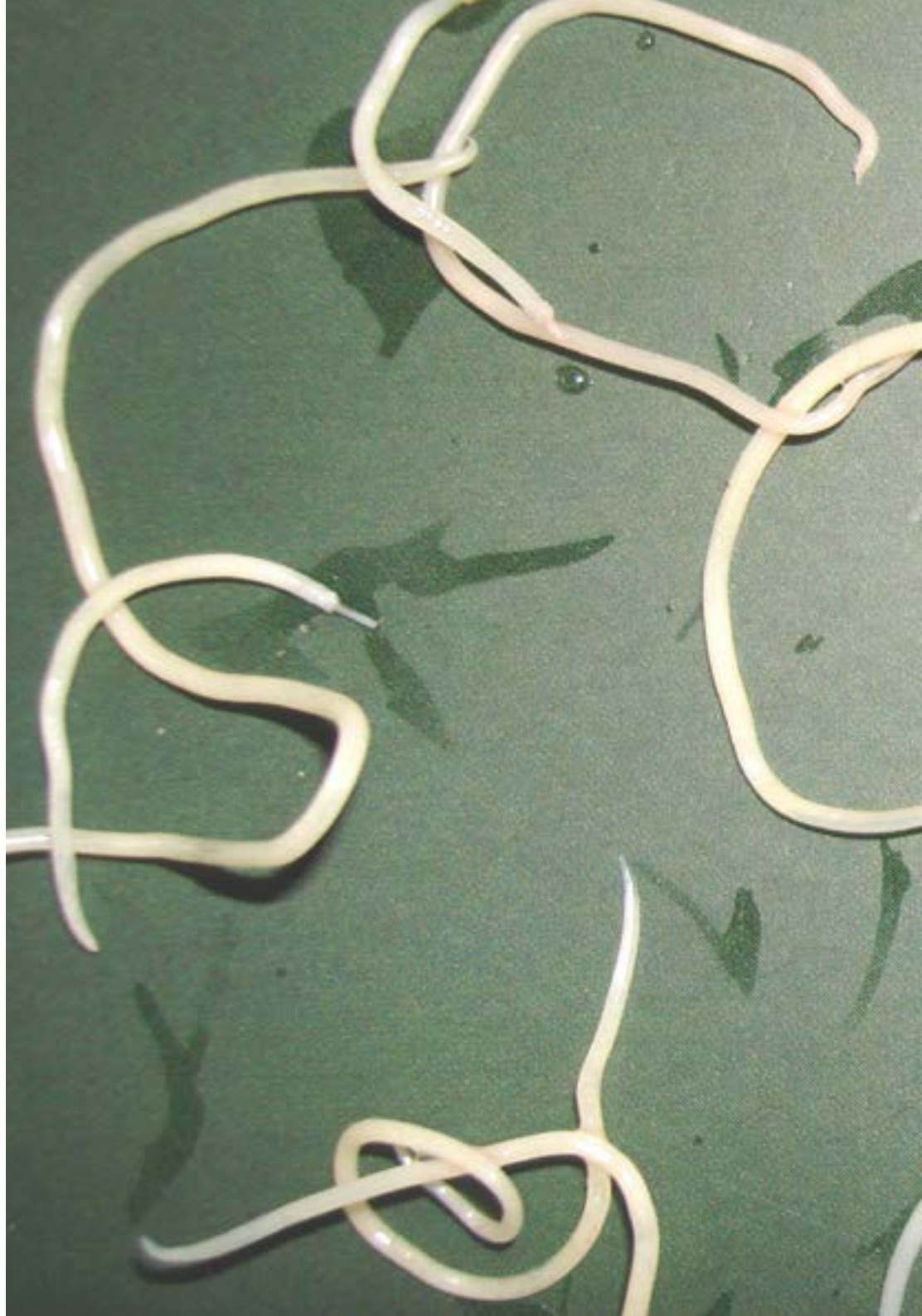


General Objective

- Guarantee professional improvement through up-to-date and in-depth knowledge of the best scientific evidence, for the prevention, diagnosis, and treatment of infectious diseases with a multidisciplinary and integrative approach that facilitates the control of these pathologies.

“

Update your knowledge through this Postgraduate Certificate in Zoonosis and Parasitosis.”





Specific Objectives

- ◆ Provide students with advanced, in-depth, updated, and multidisciplinary information that allows them to comprehensively approach the process of health-infectious diseases.
- ◆ Provide training and practical theoretical improvement that will enable a reliable clinical diagnosis supported by the efficient use of diagnostic methods to indicate an effective integral treatment.
- ◆ Develop skills to implement prophylactic plans for the prevention of these pathologies.
- ◆ Expose the crucial issue of super-resistant microbes and their connection to the use of antimicrobials.
- ◆ Highlighting the development of vaccines for new diseases.
- ◆ Emphasize the development of future antibiotics and other therapeutic modalities for infectious diseases.

03

Course Management

Renowned and recognized medical specialists with numerous publications, teaching experience, and professional experience in many countries, where many of the diseases studied have a high morbimortality, participate in the teaching program. The teaching staff is made up of a multidisciplinary team from various medical specialities, such as internal medicine, paediatrics, general surgery, gynaecology and obstetrics, microbiology, pathological anatomy, pharmacology, among others.



load

(Total)

ptospirosi

CV-Ab

Nei

“

In this Postgraduate Certificate you will be trained by leading international experts in infectious diseases”

Management



Dr. Quintero Casanova, Jesús

- ♦ Attending physician and professor of medicine. General Teaching Hospital Héroes del Baire
- ♦ 1st and 2nd Degree Specialist in Internal Medicine
- ♦ Assistant Professor of the Speciality
- ♦ Master's Degree in Clinical Infectious and Tropical Diseases
- ♦ Teacher of Excellence Award. FCM IJ. 2009
- ♦ Alma Mater Prize of the FEU (in the years: 2008, 2009, 2015, 2016 y 2017)

Teachers

Dr. Pérez Suárez, Frank

- ♦ Degree in Medicine and Surgery from the University of Havana. Cuba.
- ♦ Specialist in Gastroenterology from the National Institute of Gastroenterology of Cuba.
- ♦ Head of the Gastroenterology Service at the Calixto García Hospital in Cuba.
- ♦ Member of the Cuban Society of Gastroenterology.
- ♦ Medical Specialist in Quito, Ecuador, 2013-present.
- ♦ Professor in the Medicine Degree and Pediatrics Gastroenterology in the Faculty of Medical Sciences in Isla de la Juventud.
- ♦ Member of tribunals for national scientific events. Cuba

Dr. Caro Díaz, Daylien

- ♦ Degree in Medicine and Surgery from the University of Havana. Cuba.
- ♦ Specialist in Medical Emergencies and Intensive Care. Héroes del Baire Hospital.
- ♦ Master's degree in emergency medical care.
- ♦ Member of the Cuban Society of Emergency and Intensive Care Medicine.
- ♦ Professor of Medicine and Emergency Medicine at the Faculty of Medical Sciences on the Isle of Youth.
- ♦ Member of tribunals for national scientific events. Cuba.
- ♦ Medical Specialist in Honduras in 2012-2016.

Dr. Valle Vargas, Mariano

- ♦ Degree in Medicine and Surgery from the University of Havana. Cuba.
- ♦ Specialist in Internal Medicine. Héroes del Baire Hospital.
- ♦ Master's Degree in Health Biostatistics.
- ♦ Diploma in Epidemiology.
- ♦ Head of the Internal Medicine Department of the Héroes del Baire Hospital.
- ♦ Member of the Cuban Society of Internal Medicine.
- ♦ Member of the Cuban Society of Teachers.
- ♦ Medical specialist in Venezuela in 2009, 2007-10.
- ♦ Professor on the Medicine Degree and Internal Medicine Specialty at the Faculty of Medical Sciences of Isla de la Juventud.
- ♦ Professor of the Professional Master's Degree in Infectious Diseases in the Faculty of Medical Sciences in Isla de la Juventud.
- ♦ Member of state examining boards for the medicine degree and internal medicine.
- ♦ Member of tribunals for national scientific events. Cuba
- ♦ Medical Science Teaching Award. Cuba.

Dr. Dranguet Bouly, José Ismael

- ♦ Degree in Medicine and Surgery from the University of Havana. Cuba.
- ♦ Specialist in Internal Medicine and Intensive Therapy. Héroes del Baire Hospital.
- ♦ Master's Degree in Infectious Diseases from the Pedro Kouri Institute of Cuba.
- ♦ Head of the Internal Medicine Department of the Héroes del Baire Hospital.
- ♦ Member of the Cuban Society of Internal medicine and the Cuban Society of Intensive Therapy.
- ♦ Member of the Cuban Society of Teachers.
- ♦ Medical specialist in Mozambique, 2008-10.
- ♦ Professor on the Medicine Degree and Internal Medicine Specialty at the Faculty of Medical Sciences of Isla de la Juventud.
- ♦ Professor of the Professional Master's Degree in Infectious Diseases in the Faculty of Medical Sciences in Isla de la Juventud.
- ♦ Member of state examining boards for the medicine degree and internal medicine.
- ♦ Member of tribunals for national scientific events. Cuba
- ♦ Medical Science Teaching Award. Cuba.
- ♦ Professor at the Catholic University of Santiago de Guayaquil Ecuador, 2018.

Dr. Álvarez Almanza, Evaristo Delfín

- ♦ Degree in Medicine and Surgery from the University of Havana. Cuba.
- ♦ Specialist in Microbiology and Parasitology at the Pedro Kouri Institute. Cuba.
- ♦ Master's Degree in Infectious Diseases from the Pedro Kouri Institute of Cuba.
- ♦ Head of the Microbiology Department of the Héroes del Baire Hospital.
- ♦ Member of the Cuban Society of Microbiology.
- ♦ Member of the Cuban Society of Teachers.
- ♦ Medical specialist in Columbia, 2006-07.
- ♦ Professor on the Medicine Degree in the Faculty of Medical Sciences in Isla de la Juventud.
- ♦ Professor of the Professional Master's Degree in Infectious Diseases in the Faculty of Medical Sciences in Isla de la Juventud.
- ♦ Member of state examining boards medicine.
- ♦ Member of tribunals for national scientific events. Cuba
- ♦ Medical Science Teaching Award. Cuba.

Dr. Luís Dávila, Heenry

- ♦ Degree in Medicine and Surgery from the University of Havana. Cuba.
- ♦ Specialist in Gynecology and Obstetrics at Héroes del Baire Hospital. Cuba.
- ♦ Professional Master's Degree in Comprehensive Care for Women.
- ♦ Head of the Neck Pathology Service at Héroes del Baire Hospital.
- ♦ Member of the Cuban Society of Gynecology and Obstetrics.
- ♦ Member of the Cuban Society of Teachers.
- ♦ Medical specialist in Guatemala, 2010-12.
- ♦ Professor on the Medicine Degree in the Faculty of Medical Sciences in Isla de la Juventud.
- ♦ Member of state examining boards medicine.
- ♦ Member of tribunals for national scientific events. Cuba
- ♦ National research award. Cuba
- ♦ Medical Science Teaching Award. Cuba.

Dr. Peña Fernández, Margarita

- ♦ Degree in Medicine and Surgery from the University of Havana. Cuba.
- ♦ Specialist in Family and Community Medicine.
- ♦ Master's Degree in Clinical Infectology.
- ♦ Head of primary health care services on the Isle of Youth. Cuba.
- ♦ President of the Council of Scientific Societies on the Isle of Youth.
- ♦ Member of the Cuban Society of Family Medicine.
- ♦ Medical Specialist in Zimbabwe in 2009, 2003-05.
- ♦ Medical Specialist in Angola, 2011-13.
- ♦ Professor of the medicine and family medicine degrees at the Faculty of Medical Sciences in Isla de la Juventud.
- ♦ Professor of the Professional Master's Degree in Infectious Diseases in the Faculty of Medical Sciences in Isla de la Juventud.
- ♦ Member of state examining boards for the medicine degree and family medicine.
- ♦ Member of tribunals for national scientific events. Cuba
- ♦ Medical Science Teaching Award. Cuba.

Dr. Batista Valladares, Adrián

- ♦ Degree in Medicine and Surgery from the University of Havana. Cuba.
- ♦ Specialist in Family and Community Medicine.
- ♦ Master's Degree in Clinical Infectology.
- ♦ Diploma in diagnostic ultrasound.
- ♦ Diploma in Healthcare Management.
- ♦ Head of Senior Citizen Services in Isla de la Juventud. Cuba.
- ♦ Member of the Cuban Society of Family Medicine.
- ♦ Professor of the medicine and family medicine degrees at the Faculty of Medical Sciences in Isla de la Juventud.
- ♦ Professor of the Professional Master's Degree in Infectious Diseases in the Faculty of Medical Sciences in Isla de la Juventud.
- ♦ Member of state examining boards for the medicine degree and family medicine.
- ♦ Member of tribunals for national scientific events. Cuba

Dr. Viera Paz, Adriel

- ♦ Degree in Medicine and Surgery from the University of Havana. Cuba.
- ♦ Specialist in Family and Community Medicine and Intensive Care.
- ♦ Master's degree in comprehensive emergency care.
- ♦ Member of the Cuban Society of Family medicine and the Cuban Society of Intensive Therapy.
- ♦ Professor of Medicine and Family Medicine and Intensive Care at the Faculty of Medical Sciences of the Isle of Youth.
- ♦ Professor of the Professional Master's Degree in Infectious Diseases in the Faculty of Medical Sciences in Isla de la Juventud.
- ♦ Member of state examining boards for the medicine degree and family medicine.
- ♦ Member of tribunals for national scientific events. Cuba
- ♦ Medical specialist in Guatemala, 2001-03.
- ♦ Medical specialist in Brazil, 2017-18.

Dr. Pérez Suárez, Yovany

- ♦ Degree in Medicine and Surgery from the University of Havana. Cuba.
- ♦ Specialist in Internal Medicine. Héroes del Baire Hospital.
- ♦ Master's degree in comprehensive emergency care.
- ♦ Diploma in Medical Biochemistry.
- ♦ Member of the Cuban Society of Internal Medicine.
- ♦ Medical specialist in Ecuador and professor at the Secular University Eloy Alfaro of Manabí in the years 2013-2018.
- ♦ Professor on the Medicine Degree and Internal Medicine Specialty at the Faculty of Medical Sciences of Isla de la Juventud.
- ♦ Member of tribunals for national scientific events. Cuba



Dr. Núñez González, Lisbel

- ◆ Degree in Medicine and Surgery from the University of Havana. Cuba.
- ◆ Specialist in Family and Community Medicine.
- ◆ Diploma in Pathological Anatomy.
- ◆ Dean of the Faculty of Medical Sciences in Isla de la Juventud. 2009-2011.
- ◆ Member of the Cuban Society of Family Medicine.
- ◆ Medical specialist in Venezuela in 2009, 2003-05.
- ◆ Professor of the medicine and family medicine degrees at the Faculty of Medical Sciences in Isla de la Juventud.
- ◆ Member of state examining boards for the medicine degree and family medicine.
- ◆ Member of tribunals for national scientific events. Cuba
- ◆ Medical Science Teaching Award. Cuba.

Dr. Jiménez Valdés, Erliván

- ◆ Degree in Medicine and Surgery from the University of Havana. Cuba.
- ◆ Pediatrician. Héroes del Baire Hospital.
- ◆ Master's Degree in comprehensive childcare.
- ◆ Member of the Cuban Society of Pediatrics.
- ◆ Professor in the Medicine Degree and Pediatrics Specialty in the Faculty of Medical Sciences in Isla de la Juventud.
- ◆ Member of tribunals for national scientific events. Cuba.
- ◆ Medical specialist in Venezuela in 2017.

Dr. Tamayo Garrido, Ihosvani

- ◆ Degree in Medicine and Surgery from the University of Havana. Cuba.
- ◆ Specialist in General Surgery. Héroes del Baire Hospital.
- ◆ Master's degree in emergency medical care.
- ◆ Diploma in Laparoscopic Surgery.
- ◆ Member of the Cuban Society of Surgery.
- ◆ Professor of Medicine and Surgery at the Faculty of Medical Sciences of the Isle of Youth.
- ◆ Member of tribunals for national scientific events. Cuba.

Medical Specialist in Honduras in 2012-2016.



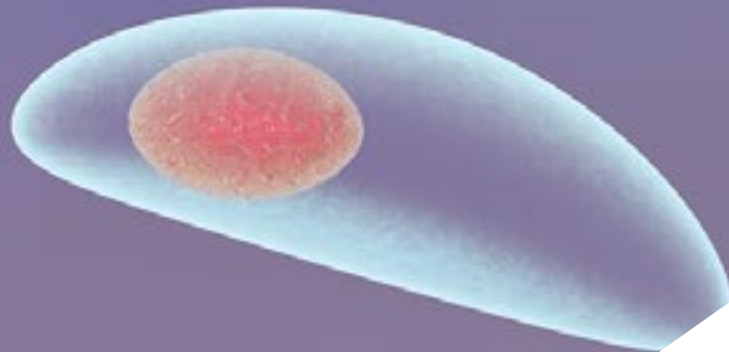
A unique, key, and decisive training opportunity to boost your professional development”

04

Structure and Content

The teaching program has been created to provide healthcare professionals with the necessary tools for daily practice in Zoonosis and Parasitosis. Thus, the content of this Postgraduate Certificate comprises the most updated syllabus on the market, which has been developed by leading experts in the field at the international level, with the aim of making specialists more accurate in the diagnosis and treatment of this type of infections.





“

This Postgraduate Certificate in Zoonosis and Parasitosis contains the most complete and updated scientific program on the market”

Module 1 Zoonotic

- 1.1. Overview of Zoonosis
 - 1.1.1. General Concepts and Epidemiology of Zoonoses
 - 1.1.2. Main International Zoonoses
 - 1.1.3. Prion Zoonosis
 - 1.1.4. Prions in the Aetiology of Diseases
 - 1.1.5. Bovine Spongiform Encephalopathy (or Mad Cow Disease)
 - 1.1.6. Main Zoonosis Control Measures
- 1.2. Anger
 - 1.2.1. Epidemiology
 - 1.2.2. Infectious Agents
 - 1.2.3. Pathobiology
 - 1.2.4. Clinical Picture
 - 1.2.5. Diagnosis
 - 1.2.6. Treatment
- 1.3. Bird Flue
 - 1.3.1. Epidemiology
 - 1.3.2. Infectious Agents
 - 1.3.3. Pathobiology
 - 1.3.4. Clinical Picture
 - 1.3.5. Diagnosis
 - 1.3.6. Treatment
- 1.4. Leptospirosis.
 - 1.4.1. Epidemiology
 - 1.4.2. Infectious Agents
 - 1.4.3. Pathobiology
 - 1.4.4. Clinical Picture
 - 1.4.5. Diagnosis
 - 1.4.6. Treatment



- 1.5. Brucellosis.
 - 1.5.1. Epidemiology
 - 1.5.2. Infectious Agents
 - 1.5.3. Pathobiology
 - 1.5.4. Clinical Picture
 - 1.5.5. Diagnosis
 - 1.5.6. Treatment
- 1.6. Toxoplasmosis
 - 1.6.1. Epidemiology
 - 1.6.2. Infectious Agent
 - 1.6.3. Pathobiology
 - 1.6.4. Clinical Picture
 - 1.6.5. Diagnosis
 - 1.6.6. Treatment

Module 2 Mycoses and Parasitosis in Infectiology

- 2.1. General Information on Fungi
 - 2.1.1. General Features of Fungi
 - 2.1.2. Immune Response to Fungi
- 2.2. Diagnostic Methods for Mycoses
 - 2.2.1. Direct Methods
 - 2.2.2. Indirect Methods
- 2.3. Superficial Mycoses: Tinea and Epidermatophytosis
 - 2.3.1. Definition
 - 2.3.2. Etiology
 - 2.3.3. Clinical Picture
 - 2.3.4. Diagnosis
 - 2.3.5. Treatment
- 2.4. Deep Mycosis
 - 2.4.1. Cryptococcosis
 - 2.4.2. Histoplasmosis
 - 2.4.3. Aspergillosis
 - 2.4.4. Other Mycosis
- 2.5. Update on Antifungals
 - 2.5.1. Pharmacological Elements
 - 2.5.2. Clinical Use

The Most Predominant Parasitosis:
- 2.6. General Overview of Parasitic Diseases
 - 2.6.1. General Features of Microbiological Parasites
 - 2.6.2. Immune Response to Parasites
 - 2.6.3. Immune Response to Protozoa
 - 2.6.4. Immune Response to Helminths
- 2.7. Diagnostic Methods for Parasites
 - 2.7.1. Diagnostic Methods for Protozoa
 - 2.7.2. Diagnostic Methods for Helminths
- 2.8. Intestinal Parasites
 - 2.8.1. Ascariidiosis
 - 2.8.2. Oxyuriasis
 - 2.8.3. Ancylostomiosis and Necatoriosis
 - 2.8.4. Trichuriasis
- 2.9. Tissue Parasitosis
 - 2.9.1. Malaria.
 - 2.9.2. Trypanosomiasis
 - 2.9.3. Schistosomiasis
 - 2.9.4. Leishmaniasis
 - 2.9.5. Filariasis
- 2.10. Update on Antiparasitics
 - 2.10.1. Pharmacological Elements
 - 2.10.2. Clinical Use

05

Methodology

This training program provides you with a different way of learning. Our methodology uses a cyclical learning approach: ***Re-learning***.

This teaching system is used in the most prestigious medical schools in the world, and major publications such as the ***New England Journal of Medicine*** have considered it to be one of the most effective.



“

Discover Re-learning, a system that abandons conventional linear learning, to take you through cyclical teaching systems: a way of learning that has proven to be extremely effective, especially in subjects that require memorization”

At TECH we use the Case Method

In a given situation, what would you do? Throughout the program, you will be presented with multiple simulated clinical cases based on real patients, where you will have to investigate, establish hypotheses and, finally, resolve the situation. There is abundant scientific evidence on the effectiveness of the method. Specialists learn better, faster, and more sustainably over time.

With TECH you can experience a way of learning that is shaking the foundations of traditional universities around the world.



According to Dr. Gérvas, the clinical case is the annotated presentation of a patient, or group of patients, which becomes a "case", an example or model that illustrates some peculiar clinical component, either because of its teaching potential or because of its uniqueness or rarity. It is essential that the case is based on current professional life, trying to recreate the real conditions in professional medical practice.

“

Did you know that this method was developed in 1912 at Harvard for law students? The case method consisted of presenting students with real-life, complex situations for them to make decisions and justify their decisions on how to solve them. In 1924, Harvard adopted it as a standard teaching method”

The effectiveness of the method is justified by four fundamental achievements:

1. Students who follow this method not only grasp concepts, but also develop their mental capacity by evaluating real situations and applying their knowledge.
2. The learning process has a clear focus on practical skills that allow the student to better integrate into the real world.
3. Ideas and concepts are understood more efficiently, given that the example situations are based on real-life.
4. Students like to feel that the effort they put into their studies is worthwhile. This then translates into a greater interest in learning and more time dedicated to working on the course.



Re-Learning Methodology

At TECH we enhance the Harvard case method with the best 100% online teaching methodology available: Re-learning.

Our University is the first in the world to combine the study of clinical cases with a 100% online learning system based on repetition, combining a minimum of 8 different elements in each lesson, which represent a real revolution with respect to simply studying and analyzing cases.

The physician will learn through real cases and by solving complex situations in simulated learning environments. These simulations are developed using state-of-the-art software to facilitate immersive learning.



At the forefront of world teaching, the Re-learning method has managed to improve the overall satisfaction levels of professionals who complete their studies, with respect to the quality indicators of the best Spanish-speaking online university (Columbia University).

With this methodology we have trained more than 250,000 physicians with unprecedented success, in all clinical specialties regardless of the surgical load. All this in a highly demanding environment, where the students have a strong socio-economic profile and an average age of 43.5 years.

Re-learning will allow you to learn with less effort and better performance, involving you more in your specialization, developing a critical mindset, defending arguments, and contrasting opinions: a direct equation to success.

In our program, learning is not a linear process, but rather a spiral (we learn, unlearn, forget, and re-learn). Hence, we combine each of these elements concentrically.

The overall score obtained by our learning system is 8.01, according to the highest international standards.



In this program you will have access to the best educational material, prepared with you in mind:



Study Material

All teaching material is produced by the specialists who teach the course, specifically for the course, so that the teaching content is highly specific and precise.

This content is then adapted in an audiovisual format that will create our way of working online, with the latest techniques that allow us to offer you high quality in all of the material that we provide you with.



Latest Techniques and Procedures on Video

We introduce you to the latest techniques, to the latest educational advances, to the forefront of current medical techniques. All this, in first person, with the maximum rigor, explained and detailed for your assimilation and understanding. And best of all, you can watch them as many times as you want.



Interactive Summaries

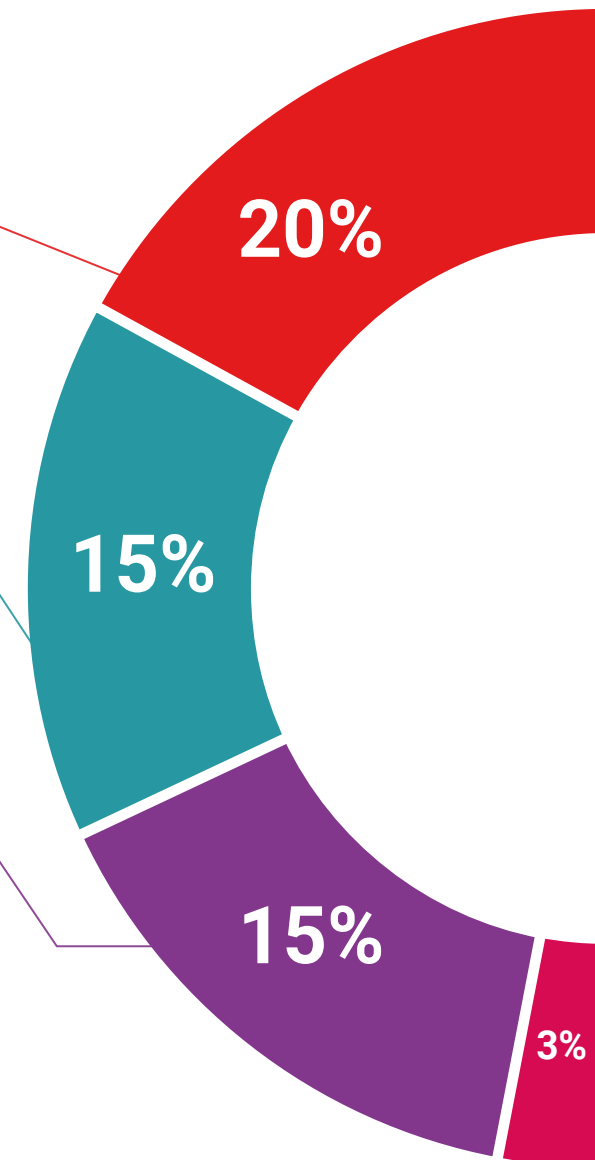
We present the contents attractively and dynamically in multimedia lessons that include audio, videos, images, diagrams, and concept maps in order to reinforce knowledge.

This unique multimedia content presentation training system was awarded by Microsoft as a "European Success Story".



Additional Reading

Recent articles, consensus documents, international guides. in our virtual library you will have access to everything you need to complete your training.





Expert-Led Case Studies and Case Analysis

Effective learning ought to be contextual. Therefore, we will present you with real case developments in which the expert will guide you through focusing on and solving the different situations: a clear and direct way to achieve the highest degree of understanding.



Testing & Re-testing

We periodically evaluate and re-evaluate your knowledge throughout the program, through assessment and self-assessment activities and exercises: so that you can see how you are achieving your goals.



Classes

There is scientific evidence suggesting that observing third-party experts can be useful.

Learning from an expert strengthens knowledge and memory, and generates confidence in our future difficult decisions.



Quick Action Guides

We offer you the most relevant contents of the course in the form of worksheets or quick action guides. A synthetic, practical, and effective way to help you progress in your learning.



06

Certificate

The Postgraduate Certificate in Zoonosis and Parasitosis guarantees, in addition to the most rigorous and updated specialization, access to a Postgraduate Certificate issued by TECH - Technological University.



“

Successfully complete this training and receive your university degree without travel or laborious paperwork”

This **Postgraduate Certificate in Zoonosis and Parasitosis** contains the most complete and up-to-date scientific program on the market.

After students have passed the assessments, they will receive by certified mail their **Postgraduate Certificate degree** issued by **TECH Technological University**.

The certificate issued by **TECH Technological University** will specify the qualification obtained in the Postgraduate Certificate, and meets the requirements commonly demanded by labor exchanges, competitive examinations, and professional career evaluation committees.

Title: **Postgraduate Certificate in Zoonosis and Parasitosis**

ECTS: 8

Number of Hours: 200



*Apostille Convention. In the event that the student wishes to have their paper diploma issued with an apostille, TECH EDUCATION will make the necessary arrangements to obtain it, at an additional cost.

future

health

confidence people

education information tutors

guarantee accreditation teaching

institutions technology learning

community commitment

personalized service innovation

knowledge present quality

online training

development languages

virtual classroom

tech technological
university

Postgraduate Certificate
Zoonosis and Parasitosis

Course Modality: Online

Duration: #10semanas

Endorsed by: TECH Technological University

8 ECTS credits

Hours 200 hours.

Postgraduate Certificate Zoonosis and Parasitosis

BRUCELLOSIS

Laboratory testing

tech technological
university