

# Postgraduate Certificate

## Vascular and Lymphatic Interventional Radiology





## Postgraduate Certificate

### Vascular and Lymphatic Interventional Radiology

- » Modality: online
- » Duration: 6 weeks
- » Certificate: TECH Global University
- » Credits: 6 ECTS
- » Schedule: at your own pace
- » Exams: online

Website: [www.techtute.com/us/medicine/postgraduate-certificate/vascular-lymphatic-Interventional-radiology](http://www.techtute.com/us/medicine/postgraduate-certificate/vascular-lymphatic-Interventional-radiology)

# Index

01

Introduction

---

*p. 4*

02

Objectives

---

*p. 8*

03

Structure and Content

---

*p. 12*

04

Methodology

---

*p. 16*

05

Certificate

---

*p. 24*

# 01

# Introduction

Vascular and Lymphatic Interventional Radiology procedures have evolved rapidly in recent years due to the development of new technologies, bioengineering and new materials. The knowledge of these advances and their implementation in the diagnostic and therapeutic process, make it essential for the specialist physician to be constantly updated, so that they can perform a quality clinical practice.







“

*The new scenarios in current Radiology push us to propose new training programs that meet the real needs of experienced professionals, so that they can incorporate the advances in Vascular and Lymphatic Interventional Radiology procedures to their daily practice"*

Image-guided therapy in the diagnosis and treatment of venous and lymphatic vascular system pathology has undergone enormous development in the last decade. The development of minimally invasive techniques for the treatment of venous insufficiency and lymphatic pathology allows an effective approach with minimal incision that replaces much more aggressive surgical techniques with lower resolution and less morbidity for patients.

Knowledge of the different therapeutic alternatives, their indications and their correct implementation are fundamental in the therapeutic arsenal of the interventional radiologist in the 21st century.

This program is aimed at providing the professional with the latest techniques in Vascular and Lymphatic Interventional Radiology, in a practical way through the latest educational technology.

This **Postgraduate Certificate in Vascular and Lymphatic Interventional Radiology** contains the most complete and up-to-date scientific program on the market

The most important features include:

- Clinical cases presented by specialists in Radiodiagnostics and other specialties
- The graphic, schematic, and practical contents with which they are created, provide scientific and practical information on the disciplines that are essential for professional practice
- Real high-resolution images of vascular neurointerventional techniques. lymphatic
- An algorithm-based interactive learning system for decision-making in the clinical situations presented throughout the course
- All of this will be complemented by theoretical lessons, questions to the expert, debate forums on controversial topics, and individual reflection assignments
- Content that is accessible from any fixed or portable device with an Internet connection



*You will learn, through the latest educational technology, the latest advances in Vascular and Lymphatic Interventional Radiology techniques"*

“

*This Postgraduate Certificate is the best investment you can make when selecting a refresher program, for two reasons: in addition to updating your knowledge in Vascular and Lymphatic Interventional Radiology, you will obtain a Postgraduate Certificate from TECH Global University"*

*Incorporate the latest developments in Vascular and Lymphatic Interventional Radiology and new materials into your medical practice and improve the prognosis of your patients.*

*It includes clinical cases and real images in high definition to bring clinical practice as close as possible to the development of the program.*

The teaching staff includes a team of leading Radiologists who bring their professional experience to this program, in addition to renowned specialists in other medical areas.

The multimedia content developed with the latest educational technology will provide the physician with situated and contextual learning, i.e., a simulated environment that will provide immersive training programmed to train in real situations.

This program is designed based Problem-Based Learning, whereby the specialist must try to solve the different professional practice situations that arise during the course. This will be done with the help of an innovative interactive video system created by renowned experts in the field of Radiology with extensive teaching experience.





# 02 Objectives

The main objective is oriented to allow the incorporation of the advances that are taking place in the approach of the techniques of Vascular and Lymphatic Interventional Radiology, ensuring that the specialist can update their knowledge in a practical way, with the latest educational technology and adapting the educational process to their real needs.







“

*This refresher program will provide you with the skills required for confident decision-making during the diagnostic process, and will help you to grow professionally”*



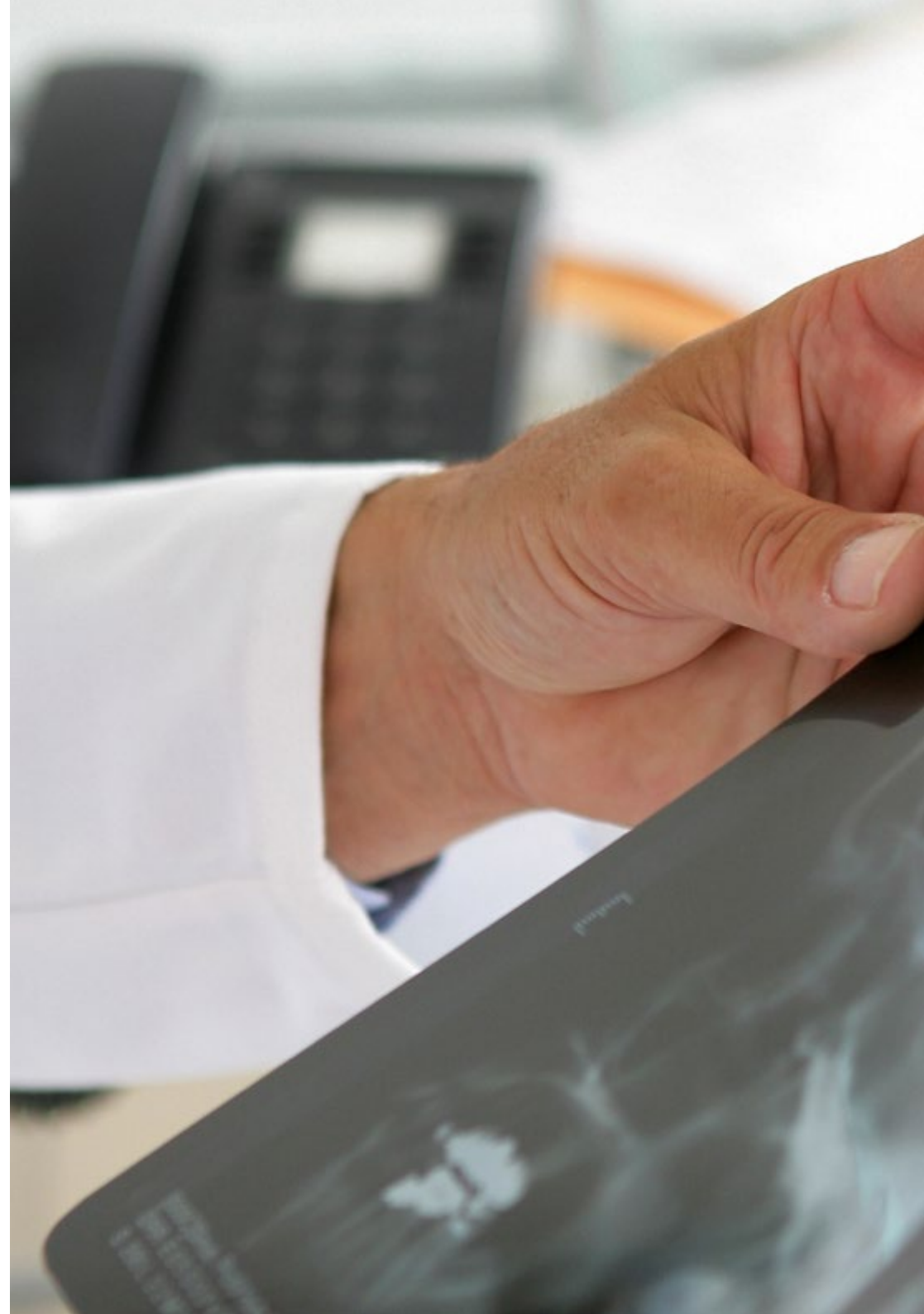
### General Objective

---

- Update the medical specialist in the latest procedures of interventional radiology in the vascular and lymphatic systems, incorporating these latest advances in the discipline to increase the quality of their daily medical practice



*Take the opportunity to learn about the latest advances in this field in order to apply it to your daily practice"*





## Specific Objectives

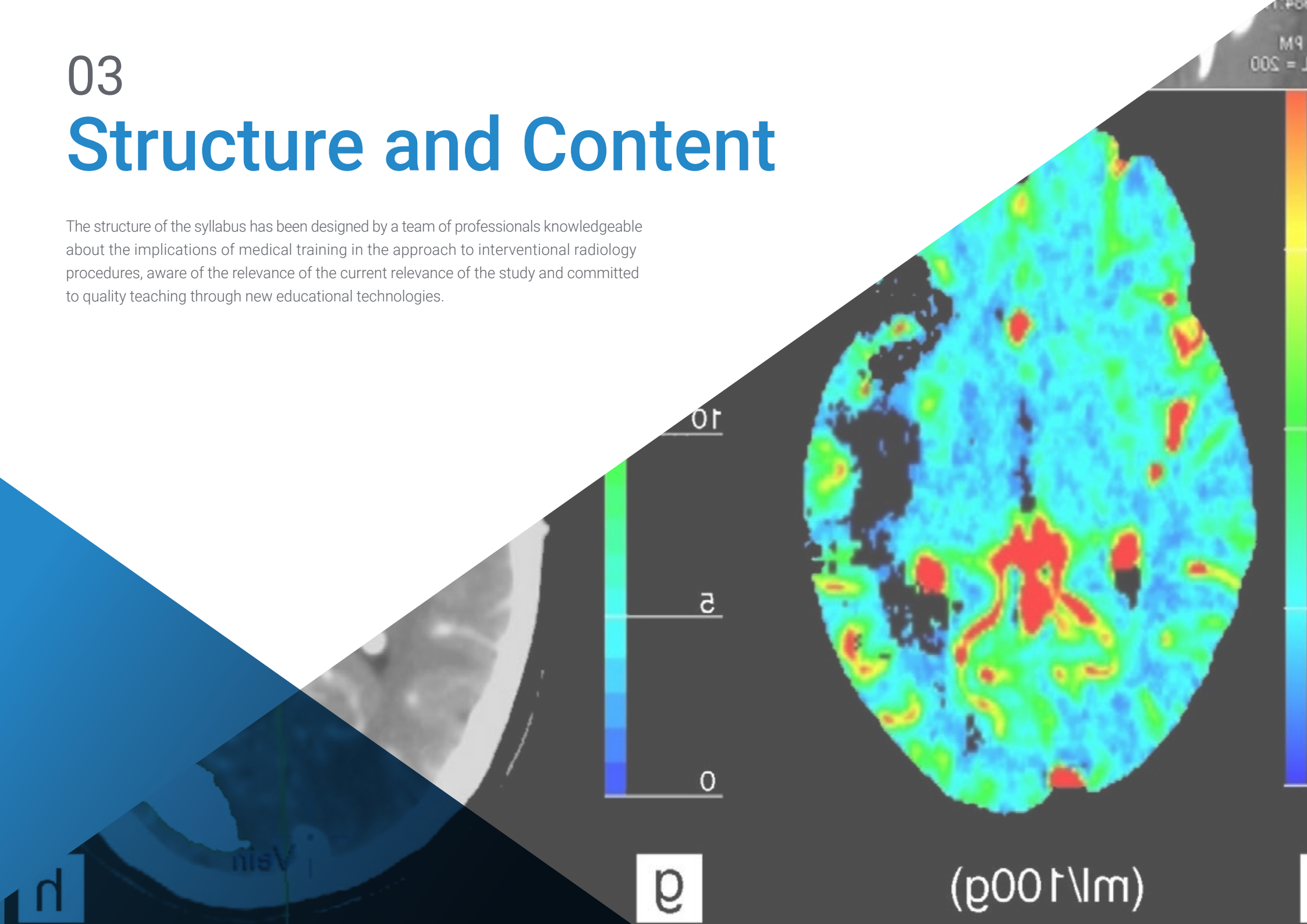
---

- ◆ Identify invasive diagnostic techniques in venous pathology of upper and lower limbs
- ◆ Review the latest evidence in superior and inferior vena cava tumor obstructive pathology
- ◆ Analyze the latest advances in venous thromboembolic disease
- ◆ Increase knowledge of central venous access techniques and placement of catheters and central venous devices
- ◆ Manage intravenous dialysis catheters
- ◆ Increase knowledge about percutaneous lymphatic venous system access and invasive diagnosis and therapy of the lymphatic system
- ◆ Apply indications and techniques for transjugular liver biopsy and hepatic hemodynamic study, as well as venous sampling
- ◆ Distinguish the different percutaneous techniques and strategies for the treatment of venous insufficiency in the lower extremities

03

# Structure and Content

The structure of the syllabus has been designed by a team of professionals knowledgeable about the implications of medical training in the approach to interventional radiology procedures, aware of the current relevance of the study and committed to quality teaching through new educational technologies.

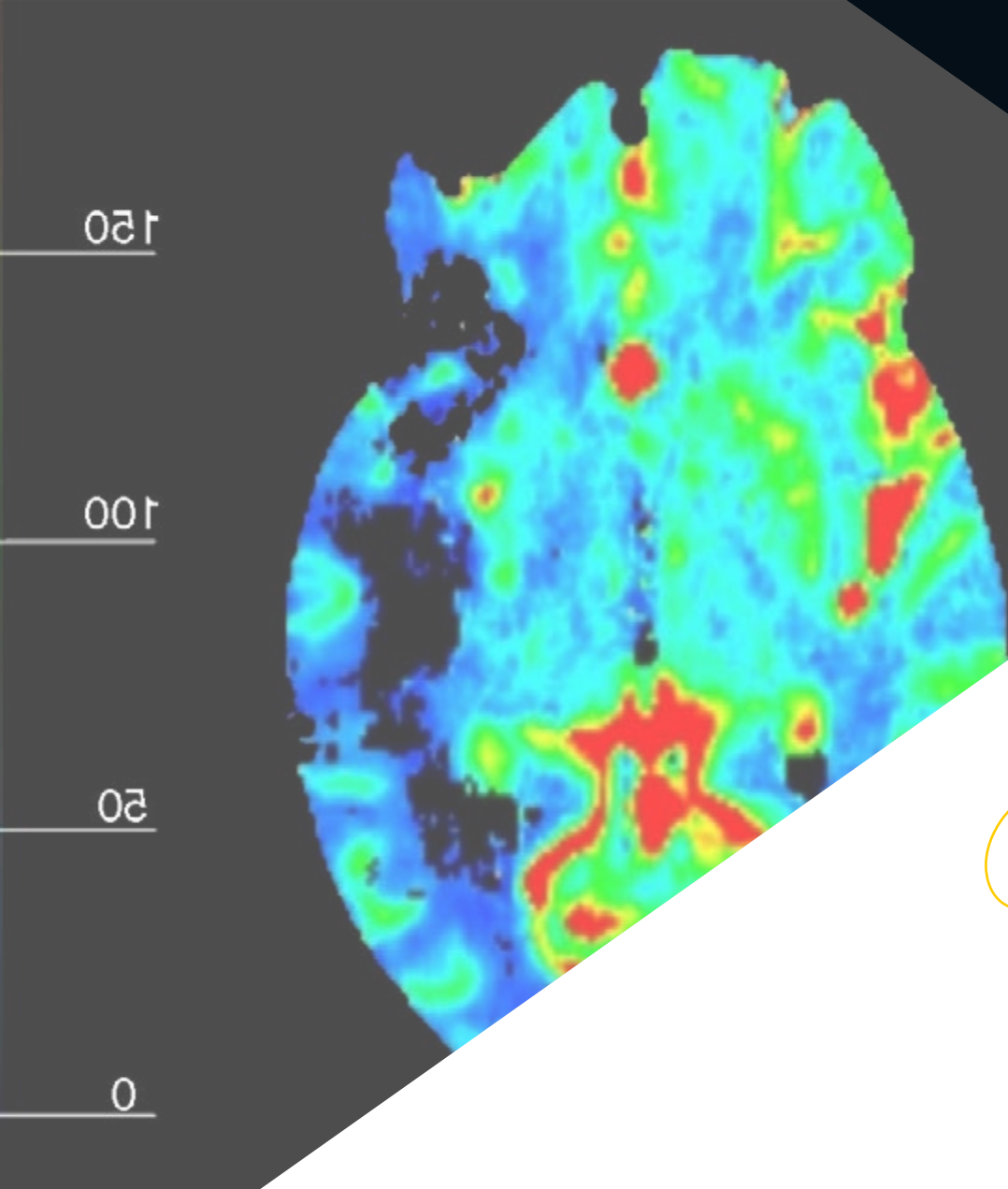
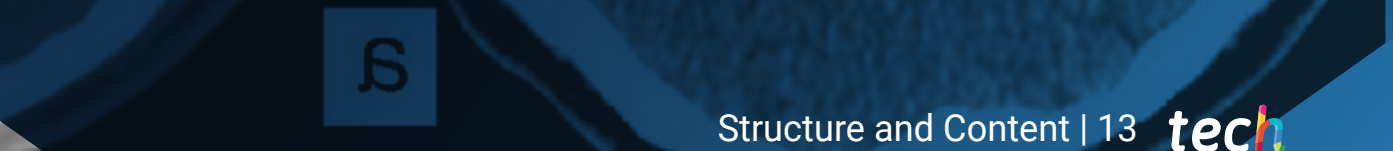


n

g

(p00 r\|m)






“

*This Postgraduate Certificate in Vascular and Lymphatic Interventional Radiology contains the most complete and up-to-date scientific program on the market”*



## Module 1. Venous and Lymphatic Interventional Procedures

- 1.1. Phlebography of the Upper and Lower Limbs. Cavography
- 1.2. Superior Vena Cava Syndrome
- 1.3. Pulmonary Embolism and Deep Vein Thrombosis
- 1.4. Central Routes, Port a Cath, PICS
- 1.5. Diagnostic and Therapeutic Lymphography
- 1.6. Inferior Vena Cava Filter Placement
- 1.7. Dialysis Catheter Placement, Replacement and Removal
- 1.8. Angioplasty and Thrombectomy of Vascular Access for Dialysis
- 1.9. Transjugular Liver Biopsy, Hepatic Hemodynamic Study and Hepatic Venous Sample
- 1.10. Treatment of Venous Insufficiency of MMII





“

*A unique, key, and decisive educational experience to boost your professional development”*



04

# Methodology

This academic program offers students a different way of learning. Our methodology uses a cyclical learning approach: **Relearning**.

This teaching system is used, for example, in the most prestigious medical schools in the world, and major publications such as the **New England Journal of Medicine** have considered it to be one of the most effective.





“

*Discover Relearning, a system that abandons conventional linear learning, to take you through cyclical teaching systems: a way of learning that has proven to be extremely effective, especially in subjects that require memorization"*

## At TECH we use the Case Methodology

What should a professional do in a given situation? Throughout the program, students will face multiple simulated clinical cases, based on real patients, in which they will have to do research, establish hypotheses, and ultimately resolve the situation. There is an abundance of scientific evidence on the effectiveness of the method. Specialists learn better, faster, and more sustainably over time.

*With TECH you will experience a way of learning that is shaking the foundations of traditional universities around the world.*



According to Dr. Gérvas, the clinical case is the annotated presentation of a patient, or group of patients, which becomes a "case", an example or model that illustrates some peculiar clinical component, either because of its teaching power or because of its uniqueness or rarity. It is essential that the case is based on current professional life, trying to recreate the real conditions in the physician's professional practice.

“

*Did you know that this method was developed in 1912, at Harvard, for law students? The case method consisted of presenting students with real-life, complex situations for them to make decisions and justify their decisions on how to solve them. In 1924, Harvard adopted it as a standard teaching method”*

The effectiveness of the method is justified by four fundamental achievements:

1. Students who follow this method not only achieve the assimilation of concepts, but also a development of their mental capacity, through exercises that evaluate real situations and the application of knowledge.
2. Learning is solidly translated into practical skills that allow the student to better integrate into the real world.
3. Ideas and concepts are understood more efficiently, given that the example situations are based on real-life.
4. Students like to feel that the effort they put into their studies is worthwhile. This then translates into a greater interest in learning and more time dedicated to working on the course.



## Relearning Methodology

At TECH we enhance the case method with the best 100% online teaching methodology available: Relearning.

This university is the first in the world to combine the study of clinical cases with a 100% online learning system based on repetition, combining a minimum of 8 different elements in each lesson, a real revolution with respect to the mere study and analysis of cases.

*Professionals will learn through real cases and by resolving complex situations in simulated learning environments. These simulations are developed using state-of-the-art software to facilitate immersive learning.*





At the forefront of world teaching, the Relearning method has managed to improve the overall satisfaction levels of professionals who complete their studies, with respect to the quality indicators of the best online university (Columbia University).

With this methodology, more than 250,000 physicians have been trained with unprecedented success in all clinical specialties regardless of surgical load. Our pedagogical methodology is developed in a highly competitive environment, with a university student body with a strong socioeconomic profile and an average age of 43.5 years old.

*Relearning will allow you to learn with less effort and better performance, involving you more in your specialization, developing a critical mindset, defending arguments, and contrasting opinions: a direct equation to success.*

In our program, learning is not a linear process, but rather a spiral (learn, unlearn, forget, and re-learn). Therefore, we combine each of these elements concentrically.

The overall score obtained by TECH's learning system is 8.01, according to the highest international standards.



This program offers the best educational material, prepared with professionals in mind:



#### Study Material

All teaching material is produced by the specialists who teach the course, specifically for the course, so that the teaching content is highly specific and precise.

These contents are then applied to the audiovisual format, to create the TECH online working method. All this, with the latest techniques that offer high quality pieces in each and every one of the materials that are made available to the student.



#### Surgical Techniques and Procedures on Video

TECH introduces students to the latest techniques, the latest educational advances and to the forefront of current medical techniques. All of this in direct contact with students and explained in detail so as to aid their assimilation and understanding. And best of all, you can watch the videos as many times as you like.



#### Interactive Summaries

The TECH team presents the contents attractively and dynamically in multimedia lessons that include audio, videos, images, diagrams, and concept maps in order to reinforce knowledge.

This exclusive educational system for presenting multimedia content was awarded by Microsoft as a "European Success Story".



#### Additional Reading

Recent articles, consensus documents and international guidelines, among others. In TECH's virtual library, students will have access to everything they need to complete their course.





#### Expert-Led Case Studies and Case Analysis

Effective learning ought to be contextual. Therefore, TECH presents real cases in which the expert will guide students, focusing on and solving the different situations: a clear and direct way to achieve the highest degree of understanding.



#### Testing & Retesting

We periodically evaluate and re-evaluate students' knowledge throughout the program, through assessment and self-assessment activities and exercises, so that they can see how they are achieving their goals.



#### Classes

There is scientific evidence on the usefulness of learning by observing experts. The system known as Learning from an Expert strengthens knowledge and memory, and generates confidence in future difficult decisions.



#### Quick Action Guides

TECH offers the most relevant contents of the course in the form of worksheets or quick action guides. A synthetic, practical, and effective way to help students progress in their learning.





# 05 Certificate

The Postgraduate Certificate in Vascular and Lymphatic Interventional Radiology guarantees you, in addition to the most rigorous and up-to-date training, access to a Professional Master's Degree issued by TECH Global University.





“

*Successfully complete this program and receive your university qualification without having to travel or fill out laborious paperwork”*

This program will allow you to obtain your **Postgraduate Certificate in Vascular and Lymphatic Interventional Radiology** endorsed by **TECH Global University**, the world's largest online university.

**TECH Global University** is an official European University publicly recognized by the Government of Andorra ([official bulletin](#)). Andorra is part of the European Higher Education Area (EHEA) since 2003. The EHEA is an initiative promoted by the European Union that aims to organize the international training framework and harmonize the higher education systems of the member countries of this space. The project promotes common values, the implementation of collaborative tools and strengthening its quality assurance mechanisms to enhance collaboration and mobility among students, researchers and academics.

This **TECH Global University** title is a European program of continuing education and professional updating that guarantees the acquisition of competencies in its area of knowledge, providing a high curricular value to the student who completes the program.

Title: **Postgraduate Certificate in Vascular and Lymphatic Interventional Radiology**

Modality: **online**

Duration: **6 weeks**

Accreditation: **6 ECTS**



\*Apostille Convention. In the event that the student wishes to have their paper certificate issued with an apostille, TECH Global University will make the necessary arrangements to obtain it, at an additional cost.



**Postgraduate Certificate**  
Vascular and Lymphatic  
Interventional Radiology

- » Modality: online
- » Duration: 6 weeks
- » Certificate: TECH Global University
- » Credits: 6 ECTS
- » Schedule: at your own pace
- » Exams: online

# Postgraduate Certificate Vascular and Lymphatic Interventional Radiology

