

Postgraduate Certificate

Update on Uveitis





Postgraduate Certificate Update on Uveitis

- » Modality: online
- » Duration: 6 weeks
- » Certificate: TECH Global University
- » Credits: 6 ECTS
- » Schedule: at your own pace
- » Exams: online

Website: www.techtute.com/us/medicine/postgraduate-certificate/update-uveitis

Index

01

Introduction

p. 4

02

Objectives

p. 8

03

Course Management

p. 12

04

Structure and Content

p. 16

05

Methodology

p. 20

06

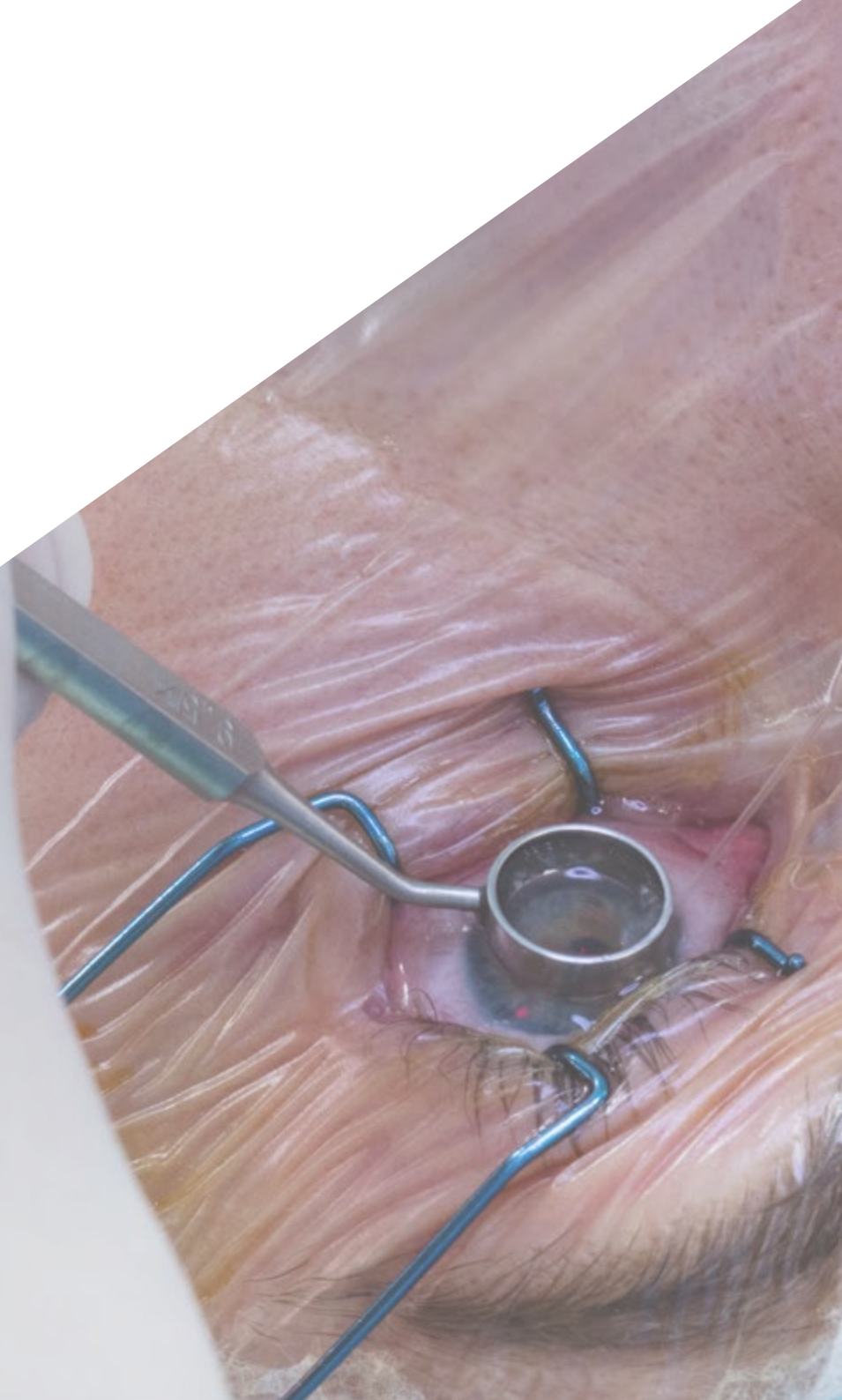
Certificate

p. 28

01

Introduction

Advances in the diagnostic and therapeutic approach to uveitis, in the same way as for other important ocular pathologies, oblige the specialist as with other important ocular pathologies, oblige the specialists to keep improving their knowledge. This program offers the opportunity to be up to date in a practical way through the latest educational technology, adapted to the professionals so that they can combine their development with their professional practice.





“

Increase your knowledge of the procedure for addressing uveitis through this program, where you will find the best teaching material, high-definition images and real clinical cases. Learn about the latest advances in Diagnosis and Therapeutics techniques to provide quality care"

Uveitis, is one of the leading causes of blindness in the world, either as a sole cause or associated with other systemic diseases as a result of the damage caused to the affected ocular structures. In addition, uveitis can be complicated by corneal opacities, cataracts, ocular hypertension and hypotension, retinal scarring or inflammation or inflammation of the optic nerve, so early diagnosis is essential to establish the most appropriate treatment, both at the onset and in possible recurrences.

The objective of this Postgraduate Certificate in Update on Uveitis is to improve the knowledge in the approach and diagnosis of uveitis, and its relationship with important pathologies such as cataracts and glaucoma.

The ophthalmologist will be able, through this program, to be informed about the latest diagnostic and therapeutic procedures, so that they can provide quality care based on the latest scientific evidence to improve the prognosis of their patients.

This **Postgraduate Certificate in Update on Uveitis** contains the most complete and up-to-date scientific program on the market. The most important features include:

- ♦ Development of clinical cases presented by experts in addressing uveitis.
- ♦ The graphic, schematic, and practical contents with which they are created contain clinical information that is indispensable for professional practise
- ♦ Diagnostic and therapeutic innovations in the management of uveal pathology.
- ♦ It contains practical exercises where the self-assessment process can be carried out to improve learning
- ♦ Algorithm-based interactive learning system for ante-patient decision making in clinical scenarios.
- ♦ All of this will be complemented by theoretical lessons, questions to the expert, debate forums on controversial topics, and individual reflection assignments.
- ♦ Content that is accessible from any fixed or portable device with an Internet connection



Improve your knowledge through the Update on Uveitis program"

“ *This Postgraduate Certificate is the best investment you can make in the selection of an professional program for two reasons: in addition to upgrading your knowledge in the approach to uveitis, you will obtain a diploma from TECH Global University*”

The teaching staff includes healthcare professionals from the field of ophthalmology, who bring their work experience to this training program, as well as renowned professionals from other specialties.

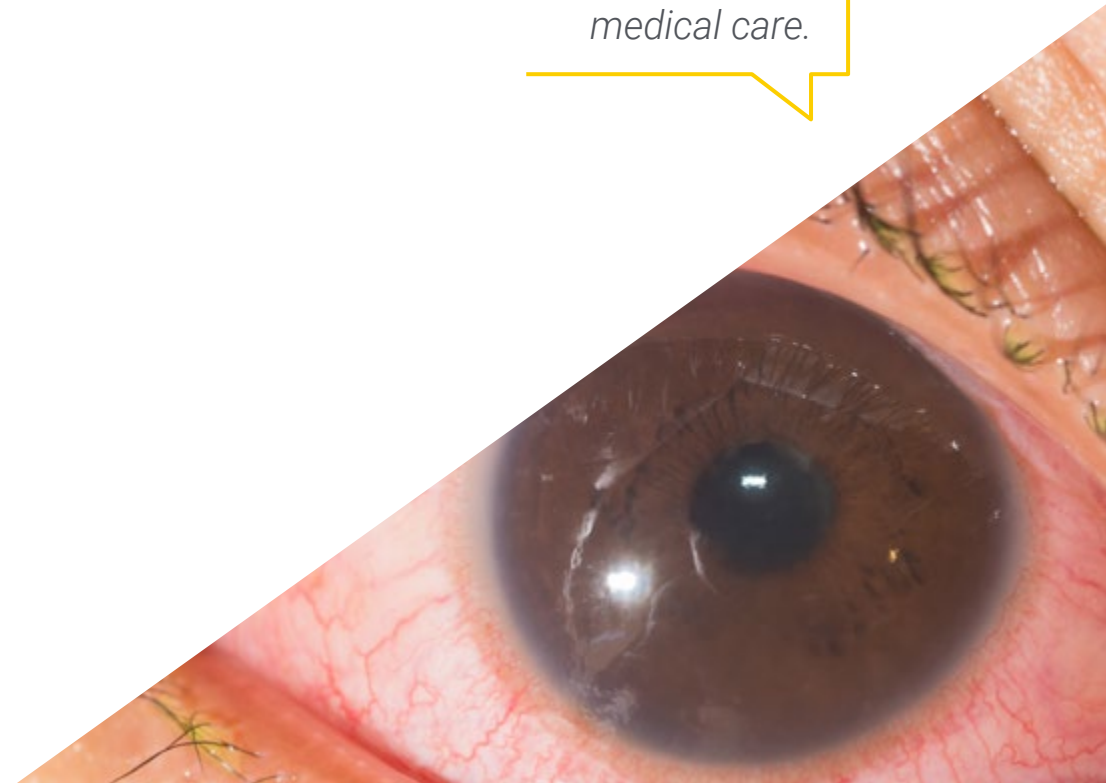
Thanks to its multimedia content developed with the latest educational technology, they will allow the professional a situated and contextual learning, that is to say, a simulated environment that will provide an immersive learning programmed to learn in real-life situations.

The design of this program is based on Problem-Based Learning, by means of which the physician will have to try to solve the different professional practice situations that may arise during the course of the Postgraduate Certificate.

To this end, you will be assisted by an innovative, interactive video system created by renowned and experienced experts in the field of ophthalmology who have extensive teaching experience.

This course allows training in simulated environments, which provide immersive learning programmed to train for real situations.

It includes clinical cases to bring the program as close as possible to the reality of medical care.



02 Objectives

The main objective of the program is the development of theoretical and practical learning, so that the physician achieves a practical and rigorous mastery of the management of the patient with uveitis.





“

This update program will generate a sense of confidence when practising medicine, which will help you grow both personally and professionally”

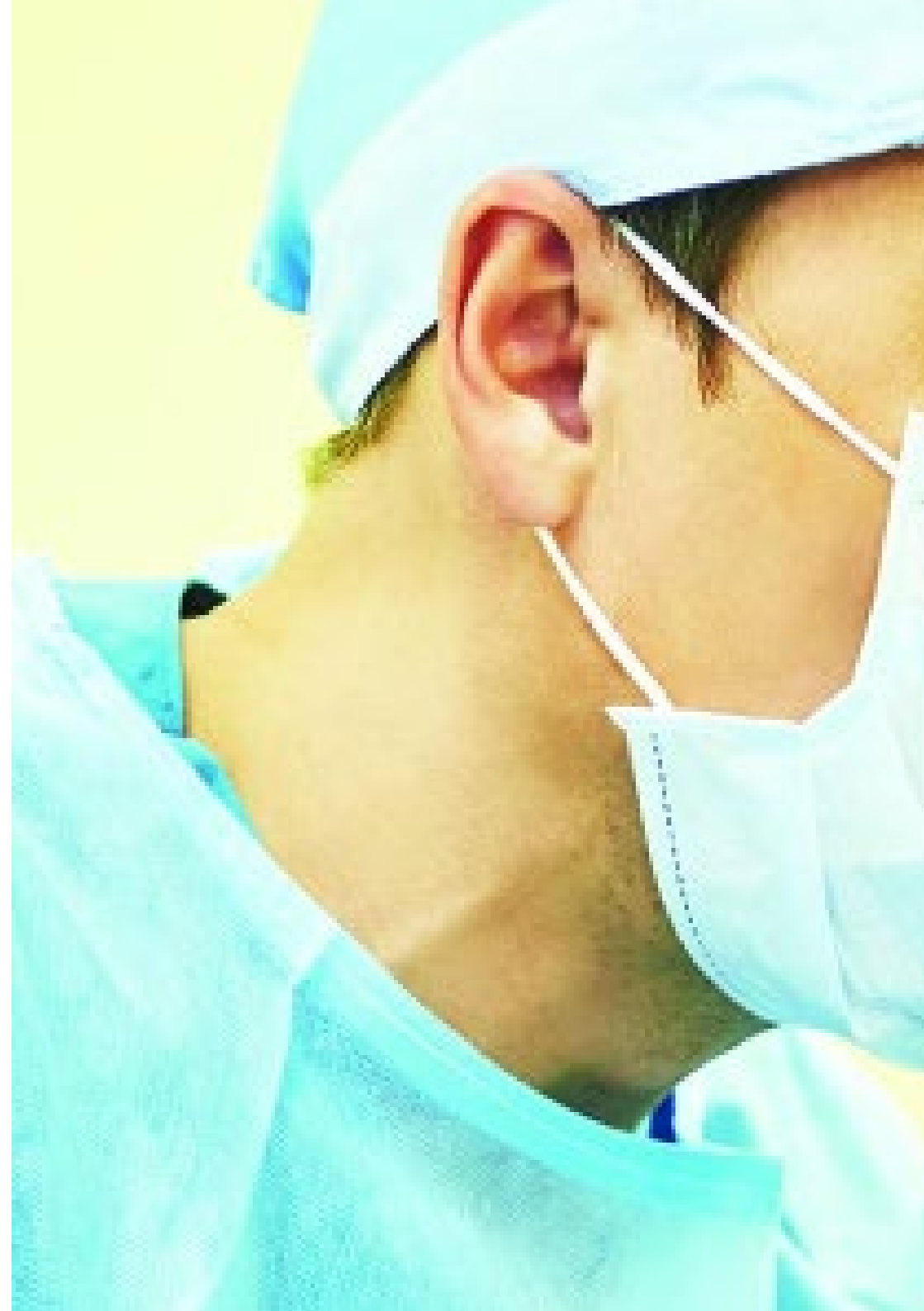


General Objective

- Keep up to date with diagnostic and therapeutic procedures in the specialty of clinical ophthalmology, incorporating the latest advances into daily medical practice to increase the quality and safety of care and improve patient prognosis.

“

Acquire the necessary skills to specialize in this field and give a boost to your profession"





Specific Objectives

- Identify the different types of uveitis and learn the new diagnostic and therapeutic procedures used.
- Define the ocular manifestations of systemic diseases.
- Recognize the patients most prone to this type of complications

03

Course Management

On its teaching staff, this program includes highly regarded health professionals in the field of ophthalmology, who bring their work experience this training program. In addition, renowned specialists, members of prestigious national and international scientific communities, are involved in designing and preparing the program.





“

Learn the latest advances in diagnostic and therapeutic procedures in Uveitis from leading professionals"

Management



Dr. Navea Tejerina, Amparo

- ♦ Medical Director of the Institute of Retina and Ocular Diseases
- ♦ FISABIO-Ophthalmology Medical Director (FOM)
- ♦ Head of the Retina Unit at FOM
- ♦ Specialist in Ophthalmology.
- ♦ PhD in Medicine, University of Cadiz
- ♦ Member of Spanish Society of Ophthalmology (SEO), Member of American Academy of Ophthalmology (AAO), Member of Association for Research in Vision and Ophthalmology (ARVO), Member of Sircova and Member of Oftared

Professors

Dr. Espinosa Garriga, Gerard

- ♦ Consultant of the Autoimmune Diseases Service of the Clinic Hospital of Barcelona
- ♦ Teaching Coordinator of the ICMiD of Hospital Clinic
- ♦ Researcher specialized in systemic lupus erythematosus
- ♦ Principal investigator of the BeliLES-GEAS registry
- ♦ Coordinator of the Working Area of Behcet's disease (GEAS)
- ♦ Doctorate from the University of Barcelona
- ♦ Degree in Medicine from the Autonomous University of Barcelona

Dr. Fonollosa Calduch, Alex

- ♦ Associate Ophthalmologist at Cruces Hospital
- ♦ Ophthalmologist at the Retina and Uveitis Section of the Ophthalmologic Institute of Bilbao
- ♦ Assistant in the Ophthalmology Service of the Vall D'Hebron Hospital
- ♦ Researcher of the BioCruces Ophthalmology Research Group
- ♦ President of the Spanish Society of Ocular Inflammation
- ♦ Doctor of Medicine, Autonomous University of Barcelona
- ♦ Degree in Medicine from the University of Barcelona

Dr. Donate López, Juan

- ♦ Ophthalmologist in charge of the Retina and Macular Pathology Unit at the San Carlos Clinical Hospital, Madrid
- ♦ Head of the Ophthalmology Department at Hospital de La Luz. Quironsalud Group (Madrid)
- ♦ Managing Director of Ophthalmologic Study in Madrid
- ♦ Doctor in Ophthalmology from the Complutense University of Madrid
- ♦ Degree in Medicine and General Surgery from the University of Salamanca
- ♦ Member of the Spanish Macula Club
- ♦ Member of Spanish Society of Ophthalmology (SEO)
- ♦ Member of Spanish Society of Vitreous and Retina (SERV)
- ♦ Member of Oftared-Retics

Dr. Abreu González, Rodrigo

- ♦ Ophthalmologist specializing in Retina and Vitreous at the Candelaria University Hospital - Tenerife
- ♦ Specialized professional of the Macula Vision Group, the Abreu Ophthalmology Center and the University Hospital La Candelaria in Santa Cruz de Tenerife
- ♦ Member of the prestigious societies:
 - ♦ Spanish Society of Retina and Vitreous (SERV)
 - ♦ American Academy of Ophthalmology (AAO)

Dr. Capella Elizalde, Maria José

- ♦ Ophthalmology Specialist Retina Unit Barraquer Clinic of Barcelona
- ♦ Subspecialty in Uveitis and Ocular Inflammation at the Massachusetts Eye Research and Surgery Institution and the Bascom Palmer Eye Institute
- ♦ Degree in Medicine from the Autonomous University of Barcelona
- ♦ Member of International Ocular Inflammation Society
- ♦ Member of the Spanish Ocular Inflammation Society
- ♦ Member of Spanish Retina and Vitreous Society

Dr. Gallego Pinazo, Roberto

- ♦ Principal Investigator of the La Fe Health Research Institute of OFTARED
- ♦ Consultant in the Macula Unit of the Ophthalmology Service of the La Fe University and Polytechnic Hospital of Valencia
- ♦ Educative stays at Vitreous Retina Macula Consultants in New York, the Royal Manhattan Eye, Ear and Throat Hospital and the New York University Bellevue Hospital
- ♦ Diploma in Advanced Studies in Ophthalmology from the European School of Advanced Studies in Ophthalmology in Lugano (Switzerland)
- ♦ Doctor Cum Laude from the University of Valencia
- ♦ Degree in Medicine and Surgery from the University of Valencia
- ♦ Member of the Orphanet Committee of Experts on Rare Diseases and of the Pan-American Retina Study Group PACORES
- ♦ Co-founder of the Spanish Macula Club

04

Structure and Content

The structure of the contents has been designed by a team of professionals knowledgeable about the implications of education in daily medical practice in ophthalmology, aware of the relevance of current education in order to be able to act before the patient with vision problems, and committed to quality teaching through new educational technologies.





“

This Postgraduate Certificate in Update on Uveitis contains the most complete and up-to-date scientific program on the market"

Module 1. Update on Uveitis

- 1.1. Epidemiology of Uveitis
- 1.2. Diagnosis of Uveitis
- 1.3. New Treatments in Uveitis
- 1.4. Episcleritis and Scleritis
- 1.5. Acute and Chronic Anterior Uveitis
- 1.6. Intermediate Uveitis and Parsplanitis
- 1.7. Non-Infectious Posterior Uveitis
- 1.8. Infectious Posterior Uveitis





“

A unique, key, and decisive educational experience to boost your professional development”

05 Methodology

This academic program offers students a different way of learning. Our methodology uses a cyclical learning approach: **Relearning**.

This teaching system is used, for example, in the most prestigious medical schools in the world, and major publications such as the **New England Journal of Medicine** have considered it to be one of the most effective.



“

Discover Relearning, a system that abandons conventional linear learning to take you through cyclical teaching systems: a way of learning that has proven to be extremely effective, especially in subjects that require memorization”

At TECH, we use the Case Method

What should a professional do in a given situation? Throughout the program, students will face multiple simulated clinical cases, based on real patients, in which they will have to do research, establish hypotheses, and ultimately resolve the situation. There is an abundance of scientific evidence on the effectiveness of the method. Specialists learn better, faster, and more sustainably over time.

With TECH you will experience a way of learning that is shaking the foundations of traditional universities around the world.



According to Dr. Gérvas, the clinical case is the annotated presentation of a patient, or group of patients, which becomes a “case”, an example or model that illustrates some peculiar clinical component, either because of its teaching power or because of its uniqueness or rarity. It is essential that the case is based on current professional life, trying to recreate the real conditions in the physician’s professional practice.

“

Did you know that this method was developed in 1912, at Harvard, for law students? The case method consisted of presenting students with real-life, complex situations for them to make decisions and justify their decisions on how to solve them. In 1924, Harvard adopted it as a standard teaching method.

The effectiveness of the method is justified by four fundamental achievements:

1. Students who follow this method not only achieve the assimilation of concepts, but also a development of their mental capacity, through exercises that assess real situations and the application of knowledge.
2. Learning is solidly translated into practical skills that allow the student to better integrate into the real world.
3. Ideas and concepts are understood more efficiently, given that the example situations are based on real-life.
4. Students like to feel that the effort they put into their studies is worthwhile. This then translates into a greater interest in learning and more time dedicated to working on the course.



Relearning Methodology

TECH effectively combines the Case Study methodology with a 100% online learning system based on repetition, which combines 8 different teaching elements in each lesson.

We enhance the Case Study with the best 100% online teaching method: Relearning.

Professionals will learn through real cases and by resolving complex situations in simulated learning environments. These simulations are developed using state-of-the-art software to facilitate immersive learning.



At the forefront of world teaching, the Relearning method has managed to improve the overall satisfaction levels of professionals who complete their studies, with respect to the quality indicators of the best online university (Columbia University).

With this methodology, more than 250,000 physicians have been prepared with unprecedented success in all clinical specialties regardless of surgical load. Our educational methodology is developed in a highly competitive environment, with a university student body with a strong socioeconomic profile and an average age of 43.5 years old.

Relearning will allow you to learn with less effort and better performance, involving you more in your specialization, developing a critical mindset, defending arguments, and contrasting opinions: a direct equation to success.

In our program, learning is not a linear process, but rather a spiral (learn, unlearn, forget, and re-learn). Therefore, we combine each of these elements concentrically.

The overall score obtained by TECH's learning system is 8.01, according to the highest international standards.



This program offers the best educational material, prepared with professionals in mind:



Study Material

All teaching material is produced by the specialists who teach the course, specifically for the course, so that the teaching content is highly specific and precise.

These contents are then adapted in audiovisual format, to create the TECH online working method. All this, with the latest techniques that offer high-quality pieces in each and every one of the materials that are made available to the student.



Surgical Techniques and Procedures on Video

TECH introduces students to the latest techniques, the latest educational advances and to the forefront of current medical techniques. All of this in direct contact with students and explained in detail so as to aid their assimilation and understanding. And best of all, you can watch the videos as many times as you like.



Interactive Summaries

The TECH team presents the contents attractively and dynamically in multimedia lessons that include audio, videos, images, diagrams, and concept maps in order to reinforce knowledge.

This exclusive educational system for presenting multimedia content was awarded by Microsoft as a "European Success Story".



Additional Reading

Recent articles, consensus documents and international guidelines, among others. In TECH's virtual library, students will have access to everything they need to complete their course.





Expert-Led Case Studies and Case Analysis

Effective learning ought to be contextual. Therefore, TECH presents real cases in which the expert will guide students, focusing on and solving the different situations: a clear and direct way to achieve the highest degree of understanding.



Testing & Retesting

We periodically assess and re-assess students' knowledge throughout the program, through assessment and self-assessment activities and exercises, so that they can see how they are achieving their goals.



Classes

There is scientific evidence on the usefulness of learning by observing experts. The system known as Learning from an Expert strengthens knowledge and memory, and generates confidence in future difficult decisions.



Quick Action Guides

TECH offers the most relevant contents of the course in the form of worksheets or quick action guides. A synthetic, practical and effective way to help students progress in their learning.



06 Certificate

The Postgraduate Certificate in Update on Uveitis, guarantees students, in addition to the most rigorous and up-to-date education, access to a Postgraduate Certificate by TECH Global University.



“

Successfully complete this program and receive your university qualification without having to travel or fill out laborious paperwork”

This program will allow you to obtain your **Postgraduate Certificate in Update on Uveitis** endorsed by **TECH Global University**, the world's largest online university.

TECH Global University is an official European University publicly recognized by the Government of Andorra (*official bulletin*). Andorra is part of the European Higher Education Area (EHEA) since 2003. The EHEA is an initiative promoted by the European Union that aims to organize the international training framework and harmonize the higher education systems of the member countries of this space. The project promotes common values, the implementation of collaborative tools and strengthening its quality assurance mechanisms to enhance collaboration and mobility among students, researchers and academics.

This **TECH Global University** title is a European program of continuing education and professional updating that guarantees the acquisition of competencies in its area of knowledge, providing a high curricular value to the student who completes the program.

Title: **Postgraduate Certificate in Update on Uveitis**

Modality: **online**

Duration: **6 weeks**

Accreditation: **6 ECTS**



*Apostille Convention. In the event that the student wishes to have their paper diploma issued with an apostille, TECH Global University will make the necessary arrangements to obtain it, at an additional cost.

future
health confidence people
education information tutors
guarantee accreditation teaching
institutions technology learning
community commitment
personalized service innovation
knowledge present
development language
virtual classroom



Postgraduate Certificate Update on Uveitis

- » Modality: online
- » Duration: 6 weeks
- » Certificate: TECH Global University
- » Credits: 6 ECTS
- » Schedule: at your own pace
- » Exams: online

Postgraduate Certificate

Update on Uveitis

