

Postgraduate Certificate Treatment of Superficial Gastric Neoplasms





Postgraduate Certificate Treatment of Superficial Gastric Neoplasms

- » Modality: online
- » Duration: 6 weeks
- » Certificate: TECH Global University
- » Credits: 6 ECTS
- » Schedule: at your own pace
- » Exams: online

Website: www.techtute.com/us/medicine/postgraduate-certificate/treatment-superficial-gastric-neoplasms

Index

01

Introduction

p. 4

02

Objectives

p. 8

03

Course Management

p. 12

04

Structure and Content

p. 16

05

Methodology

p. 20

06

Certificate

p. 28

01

Introduction

The updating of gastric oncological pathologies is fundamental for every specialist, since the continuous scientific advances mean that the treatments for gastric polyps, carcinoids and lymphomas are renewed periodically. For this reason, TECH has prepared a complete program containing the latest scientific evidence on these aspects. This is complemented with topics dedicated to endoscopic management of post surgical complications and endoscopic advances in hereditary syndromes. The latter are essential for the best possible prevention and diagnosis in patients presenting symptoms or predisposition to develop stomach pathologies.





“

Update your knowledge in the endoscopic treatment of various stomach pathologies, with a program based on the most recent scientific postulates”

New discoveries and research into the causes of gastric cancer have, in turn, led to an unstoppable advance in new methodologies for approaching different types of stomach pathologies. Endoscopy and laparoscopy have emerged as alternatives to more traditional surgery.

This program delves into the role of endoscopic ultrasound in the staging of gastric cancer, as well as the endoscopic management of different lesions, including post surgical complications. In this way, the specialist will have access to the most updated and renewed didactic material on the subject.

For this purpose, TECH has selected a group of highly qualified professionals in the specialty of the digestive system. Thanks to its advanced know how and prestigious reputation, the specialist is guaranteed access to a program that meets their most urgent needs for updating in the area of oncologic stomach pathologies.

TECH also takes into account the special circumstances surrounding the specialist, with a high workload and little margin to continue their constant updating work. For this reason, it offers this program in a completely online format, with no in person classes or pre established schedules of any kind. It is the specialist who decides when to assume the teaching load according to their own personal and professional responsibilities.

This **Postgraduate Certificate in Treatment of Superficial Gastric Neoplasms** contains the most complete and up to date scientific program on the market. The most important features include:

- ◆ The development of case studies presented by experts in Oncologic Endoscopy
- ◆ The graphic, schematic, and eminently practical contents with which they are created, provide scientific and practical information on the disciplines that are essential for professional practice.
- ◆ Practical exercises where self assessment can be used to improve learning.
- ◆ Its special emphasis on innovative methodologies
- ◆ Theoretical lessons, questions to the expert, debate forums on controversial topics, and individual reflection assignments
- ◆ Content that is accessible from any fixed or portable device with an Internet connection



You will be able to choose when, where and how to study all the didactic material, as it will be available 24 hours a day from any device with an internet connection"

“ *The best academic professionals will guide you throughout your learning, with personalized attention that will meet your highest quality standards*”

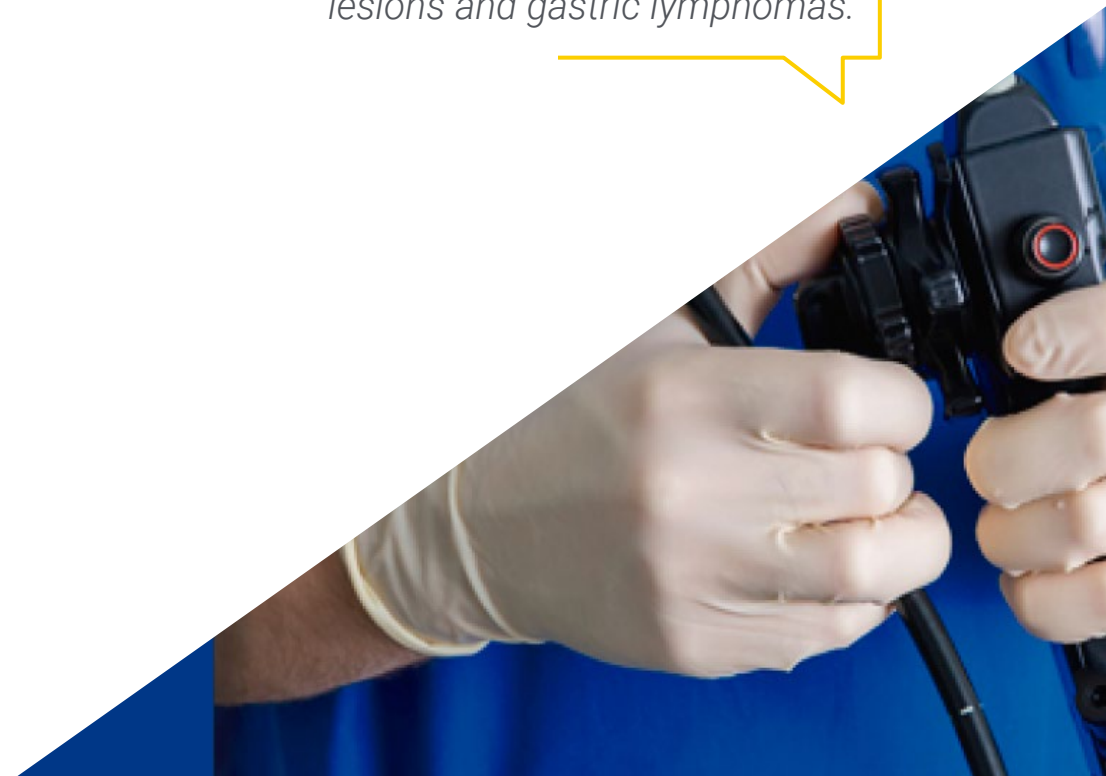
The program's teaching staff includes professionals from the sector who contribute their work experience to this training program, as well as renowned specialists from leading societies and prestigious universities.

The multimedia content, developed with the latest educational technology, will provide the professional with situated and contextual learning, i.e., a simulated environment that will provide immersive training programmed to train in real situations.

This program is designed around Problem Based Learning, whereby the professional must try to solve the different professional practice situations that arise during the academic year. For this purpose, the student will be assisted by an innovative interactive video system created by renowned and experienced experts.

You will combine professional, personal and academic facets in a degree that gives you the flexibility that your high pace of work demands.

You will have access to the latest findings on gastric polyps, gastric subepithelial lesions and gastric lymphomas.



02 Objectives

As the stomach is one of the areas with the highest incidence of cancer pathologies, the objective of this degree is to guarantee a firm update of knowledge in this area. This is achieved through the extensive experience of the faculty, who have enriched the syllabus with the most comprehensive research and their own personal expertise in dealing with complex cases of gastric carcinoids and gastric submucosal lesions.





“

This is the best academic option to continue your continuous updating work, with a teaching staff committed to giving you the best possible knowledge in gastric oncologic endoscopy"



General Objectives

- ◆ Develop the medical professional about endoscopic techniques of gastrointestinal tumor pathology related to diagnosis, treatment and complications in order to improve the quality of patient care
- ◆ Deepen the knowledge of the most commonly used endoscopic techniques in oncologic pathology in order to optimize their use in routine clinical practice





Specific Objectives

- ◆ Optimize the optimal diagnosis of the different gastric superficial neoplasms
- ◆ Deepen the different risk factors for the development of gastric cancer in order to be able to adequately follow up patients
- ◆ Internalize the different endoscopic treatments that can be performed depending on the lesions observed



You will be incorporating into your daily practice all the new methods acquired in this program, even before you finish it"

03

Course Management

Being such a specific medical specialty, the teaching staff in charge of this program combines a great deal of experience and academic development in the area of the digestive system. This means that the specialist is accessing a high quality qualification, written from the personal experience of the teachers and the most current scientific postulates. The academic team will guide the specialist at all times in resolving any doubts or circumstances that may arise, offering first class guidance.





“

TECH only trusts the best professionals to write its programs, so you are guaranteed the highest academic quality”


International Guest Director

Considered one of the most prestigious **gastroenterologists** worldwide, Dr. Mark Schattner has accumulated several awards for his active **research** and **clinical work**. Among other awards, he has been distinguished in the **Castle Connolly list** of the **best doctors** in the **United States** for several years and the magazine and international portal of **Top Doctors** have named him as one of the main experts in the **New York metropolitan area**. He also received the Nobility in Science Award from the National Pancreas Foundation of the US.

In addition, he has focused his established professional career on the approach to different **gastrointestinal tumors**. In particular, he is a reference in the diagnosis and therapeutic intervention of **Colon, Pancreatic and Esophageal Cancer**. In addition, he has experience in the management of the most advanced tools for the development of **Colonoscopies, Upper Digestive Endoscopies, Endoscopic Ultrasound, Cholangiopancreatography (CPRE), Polypectomy**, among others. At the same time, his name appears as author and co-author in almost a hundred scientific articles, published in journals of first academic impact.

For two decades, this physician has been linked to **Memorial Sloan Kettering Cancer Center**, becoming **Chief** of the **Gastroenterology, Hepatology and Nutrition Service**. However, the expert also has training stays in other renowned institutions, such as the Weill Cornell Medical Center Hospital in New York City. In addition, he holds an official certification in Gastroenterology from the American Board of Internal Medicine.

As for his training, Dr. Schattner completed a **bachelor's degree** at Brown University and subsequently completed his **fellowship** at the University of Pennsylvania. He has also been involved in academic consulting at Weill Cornell Medical College, teaching innovative content on the treatment of **Dysphagia, Ulcerative Colitis or Crohn's Disease and Fatty Liver Disease**.



Dr. Schattner, Mark

- ♦ Chief of the Gastroenterology, Hepatology and Nutrition Service, Memorial Sloan
- ♦ Kettering Cancer Center, New York, United States
- ♦ Residency at Weill Cornell Medical Center Hospital, New York City
- ♦ Professor of Clinical Medicine at Weill Cornell Medical College
- ♦ M.D. from the University of Pennsylvania
- ♦ B.S. Brown University
- ♦ Board Certified in Gastroenterology, American Board of Internal Medicine
- ♦ Nobility in Science Award from the National Pancreas Foundation

“

Thanks to TECH, you will be able to learn with the best professionals in the world”

Management



Dr. Honrubia López, Raúl

- ◆ Digestive System Specialist at the Infanta Sofia University Hospital
- ◆ Resident intern at University Hospital La Paz
- ◆ Degree in Medicine and Surgery from the University of Alcalá de Henares
- ◆ PhD in Medicine and Surgery from the Autonomous University of Madrid
- ◆ Stay at the Cancer Center, Keio University School of Medicine in Japan



Dr. Bustamante Robles, Katherine Yelenia

- ◆ Medical specialist at Hermanas Hospitalarias de San Rafael Hospital
- ◆ Digestive System Specialist at the University Hospital La Paz
- ◆ Specialized training in echoendoscopy at the Hospital Clinic of Barcelona

Professors

Dr. Pajares Villarroya, Ramón

- ◆ Digestive System Specialist at the Infanta Sofia Hospital
- ◆ Digestive System Specialist at the La Paz University Hospital
- ◆ Degree in Medicine and Surgery from the Autonomous University of Madrid
- ◆ Digestive System Specialist

Dr. De Frutos Rosa, Diego

- ◆ Digestive System Specialist at the the Puerta de Hierro University Hospital
- ◆ Digestive System specialist at Virgen del Mar and Sanitas La Moraleja Hospitals
- ◆ Degree in Medicine from the University of Valladolid
- ◆ Diploma in Statistics in Health Sciences at the Autonomous University of Barcelona
- ◆ Doctor in Medicine and Surgery at the Autonomous University of Madrid

Dr. Yebra Carmona, Jorge

- ◆ Digestive System Specialist at the in Móstoles University Hospital
- ◆ Degree in Medicine from the University of Alcalá
- ◆ Master's degree in Inflammatory Bowel Disease at the University of Granada
- ◆ Specialist training in Gastroenterology and Hepatology at University Hospital La Paz

Dr. Okamura, Takayuki

- ◆ Specialist in Gastroenterology at Toranomon Hospital
- ◆ Specialist Doctor in Gastroenterology at the University Hospital Teikyo in Tokio
- ◆ Doctorate in Medicine from the University of Teikyo
- ◆ Physician certified in the Japanese Society of Internal Medicine
- ◆ Certified Specialist in the Japanese Society of Helicobacter Research

Dr. Agudo Castillo, Belén

- ◆ Digestive System Specialist at the the Puerta de Hierro University Hospital
- ◆ Endocoles clinical training instructor at the Puerta de Hierro Hospital
- ◆ Degree in Medicine from the Complutense University of Madrid
- ◆ Expert in Human Nutrition and Dietetics at the Antonio Nebrija University, European Institute of Business Studies

Dr. Domínguez Rodríguez, María

- ◆ Digestive System Specialist at the Infanta Sofía Hospital
- ◆ Digestive System specialist at Severo Ochoa and Gómez Ulla Hospitals
- ◆ Bachelor's Degree in Medicine and Surgery from the University of Santiago de Compostela

Dr. Crivillén Anguita, Olivia

- ◆ Specialist in Gastroenterology and Hepatology at the Infanta Leonor Hospital
- ◆ Specialist in the Hepatic Transplant Unit and Hepatic Intensive Care Unit at the Hospital Clinic
- ◆ Degree in Medicine and Surgery Generalities from the University of Alcalá de Henares

Dr. Marín Serrano, Eva

- ◆ Digestive System Specialist at the La Paz University Hospital
- ◆ President of the Spanish Association of Digestive Ultrasound
- ◆ Secretary of the Spanish Federation of Ultrasound Societies in Medicine and Biology
- ◆ Degree in Medicine and Surgery from the University of Granada
- ◆ Digestive System Specialist at the University Hospital La Paz
- ◆ Doctor of Medicine Cum Laude from the University of Cadiz
- ◆ Master's Degree in Clinical Management, Medical and Healthcare Management, CEU Cardenal Herrera University

04

Structure and Content

Knowing that the specialist has a complicated personal and professional life rhythm to be able to develop programs such as the one presented here, TECH makes every effort to offer the best possible offer. Therefore, the teaching load of the program is reduced by relying on audiovisual material, practical guides and exercises based on real clinical cases. This contributes to the work of updating the specialist in a direct and natural way, without requiring a great effort or a great investment of time.





Telejornica

Hospital Quirónsalud
Málaga

2019
5G Málaga Live
Endoscopy
IV Jornada de
Endoscopia
Digestiva Avanzada

International Therapeutic
Endoscopy course 2019

3 y 4 de octubre de 2019

RETRANSMISIÓN 5G
IN STREAMING

Organiza:

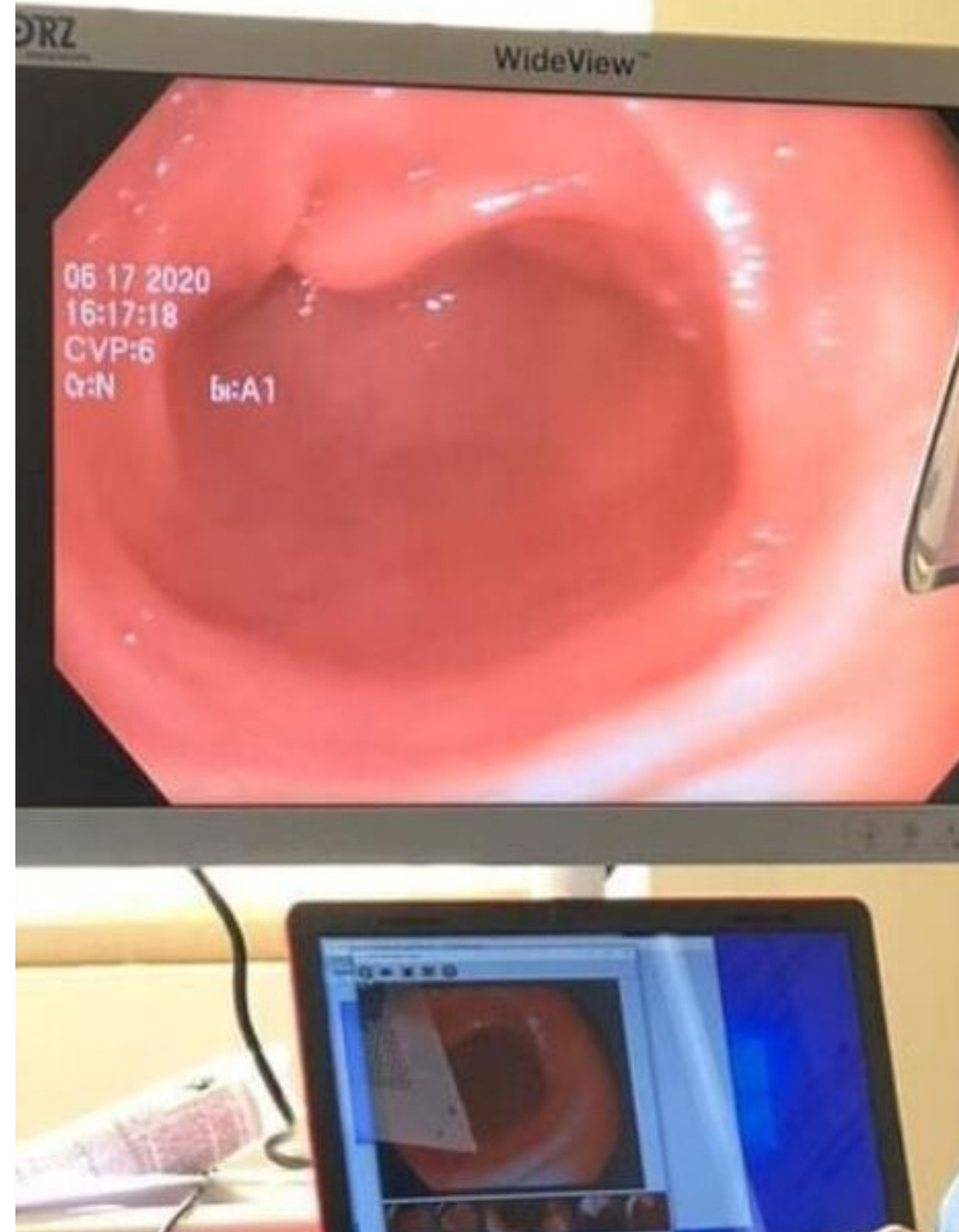
Quirónsalud Málaga



Only the largest academic institution in Spanish can offer you a program like this, with the most modern pedagogical advances and technologies"

Module 1. Stomach

- 1.1. Risk Factors for the Development of Gastric Cancer and Population Screening, Atrophic Gastritis with Metaplasia
- 1.2. Gastric Polyps
 - 1.2.1. Fundic Gland Polyps
 - 1.2.2. Hyperplastic Polyps
 - 1.2.3. Adenomatous Polyps
 - 1.2.4. Others
- 1.3. Treatment of Superficial Gastric Neoplasms
- 1.4. Endoscopic Features of Early Gastric Cancer
- 1.5. Staging Gastric Cancer, Role of Echoendoscopy
- 1.6. Endoscopic Management of Postoperative Complications
- 1.7. Gastric Subepithelial Lesions: GIST, Leiomyoma
- 1.8. Treatment of Gastric Submucosal Lesions
- 1.9. Gastric Carcinoid
- 1.10. Endoscopic Findings in Hereditary Syndromes
- 1.11. Gastric Lymphomas





“

Thanks to Relearning you will acquire the knowledge in a gradual and natural way, consolidating the most important knowledge throughout the entire syllabus”

05

Methodology

This academic program offers students a different way of learning. Our methodology uses a cyclical learning approach: **Relearning**.

This teaching system is used, for example, in the most prestigious medical schools in the world, and major publications such as the **New England Journal of Medicine** have considered it to be one of the most effective.



“

Discover Relearning, a system that abandons conventional linear learning, to take you through cyclical teaching systems: a way of learning that has proven to be extremely effective, especially in subjects that require memorization"

At TECH we use the Case Method

What should a professional do in a given situation? Throughout the program, students will face multiple simulated clinical cases, based on real patients, in which they will have to do research, establish hypotheses, and ultimately resolve the situation. There is an abundance of scientific evidence on the effectiveness of the method. Specialists learn better, faster, and more sustainably over time.

With TECH you will experience a way of learning that is shaking the foundations of traditional universities around the world.



According to Dr. Gervas, the clinical case is the annotated presentation of a patient, or group of patients, which becomes a "case", an example or model that illustrates some peculiar clinical component, either because of its teaching power or because of its uniqueness or rarity. It is essential that the case is based on current professional life, trying to recreate the real conditions in the physician's professional practice.

“

Did you know that this method was developed in 1912, at Harvard, for law students? The case method consisted of presenting students with real-life, complex situations for them to make decisions and justify their decisions on how to solve them. In 1924, Harvard adopted it as a standard teaching method”

The effectiveness of the method is justified by four fundamental achievements:

1. Students who follow this method not only achieve the assimilation of concepts, but also a development of their mental capacity, through exercises that evaluate real situations and the application of knowledge.
2. Learning is solidly translated into practical skills that allow the student to better integrate into the real world.
3. Ideas and concepts are understood more efficiently, given that the example situations are based on real-life.
4. Students like to feel that the effort they put into their studies is worthwhile. This then translates into a greater interest in learning and more time dedicated to working on the course.



Relearning Methodology

At TECH we enhance the case method with the best 100% online teaching methodology available: Relearning.

This university is the first in the world to combine the study of clinical cases with a 100% online learning system based on repetition, combining a minimum of 8 different elements in each lesson, a real revolution with respect to the mere study and analysis of cases.

Professionals will learn through real cases and by resolving complex situations in simulated learning environments. These simulations are developed using state-of-the-art software to facilitate immersive learning.



At the forefront of world teaching, the Relearning method has managed to improve the overall satisfaction levels of professionals who complete their studies, with respect to the quality indicators of the best online university (Columbia University).

With this methodology, more than 250,000 physicians have been trained with unprecedented success in all clinical specialties regardless of surgical load. Our pedagogical methodology is developed in a highly competitive environment, with a university student body with a strong socioeconomic profile and an average age of 43.5 years old.

Relearning will allow you to learn with less effort and better performance, involving you more in your specialization, developing a critical mindset, defending arguments, and contrasting opinions: a direct equation to success.

In our program, learning is not a linear process, but rather a spiral (learn, unlearn, forget, and re-learn). Therefore, we combine each of these elements concentrically.

The overall score obtained by TECH's learning system is 8.01, according to the highest international standards.



This program offers the best educational material, prepared with professionals in mind:



Study Material

All teaching material is produced by the specialists who teach the course, specifically for the course, so that the teaching content is highly specific and precise.

These contents are then applied to the audiovisual format, to create the TECH online working method. All this, with the latest techniques that offer high quality pieces in each and every one of the materials that are made available to the student.



Surgical Techniques and Procedures on Video

TECH introduces students to the latest techniques, the latest educational advances and to the forefront of current medical techniques. All of this in direct contact with students and explained in detail so as to aid their assimilation and understanding. And best of all, you can watch the videos as many times as you like.



Interactive Summaries

The TECH team presents the contents attractively and dynamically in multimedia lessons that include audio, videos, images, diagrams, and concept maps in order to reinforce knowledge.

This exclusive educational system for presenting multimedia content was awarded by Microsoft as a "European Success Story".



Additional Reading

Recent articles, consensus documents and international guidelines, among others. In TECH's virtual library, students will have access to everything they need to complete their course.





Expert-Led Case Studies and Case Analysis

Effective learning ought to be contextual. Therefore, TECH presents real cases in which the expert will guide students, focusing on and solving the different situations: a clear and direct way to achieve the highest degree of understanding.



Testing & Retesting

We periodically evaluate and re-evaluate students' knowledge throughout the program, through assessment and self-assessment activities and exercises, so that they can see how they are achieving their goals.



Classes

There is scientific evidence on the usefulness of learning by observing experts. The system known as Learning from an Expert strengthens knowledge and memory, and generates confidence in future difficult decisions.



Quick Action Guides

TECH offers the most relevant contents of the course in the form of worksheets or quick action guides. A synthetic, practical, and effective way to help students progress in their learning.



06 Certificate

The Postgraduate Certificate in Treatment of Superficial Gastric Neoplasms, in addition to the most rigorous and up to date training, access to a Postgraduate Certificate issued by TECH Global University.





“

Successfully complete this training program and receive your diploma without travel or laborious paperwork”

This program will allow you to obtain your **Postgraduate Certificate in Treatment of Superficial Gastric Neoplasms** endorsed by **TECH Global University**, the world's largest online university.

TECH Global University is an official European University publicly recognized by the Government of Andorra (**official bulletin**). Andorra is part of the European Higher Education Area (EHEA) since 2003. The EHEA is an initiative promoted by the European Union that aims to organize the international training framework and harmonize the higher education systems of the member countries of this space. The project promotes common values, the implementation of collaborative tools and strengthening its quality assurance mechanisms to enhance collaboration and mobility among students, researchers and academics.

This **TECH Global University** title is a European program of continuing education and professional updating that guarantees the acquisition of competencies in its area of knowledge, providing a high curricular value to the student who completes the program.

Title: **Postgraduate Certificate in Treatment of Superficial Gastric Neoplasms**

Modality: **online**

Duration: **6 weeks**

Accreditation: **6 ECTS**



future
health confidence people
education information tutors
guarantee accreditation teaching
institutions technology learning
community commitment
personalized service innovation
knowledge present
development languages
virtual classroom



Postgraduate Certificate Treatment of Superficial Gastric Neoplasms

- » Modality: online
- » Duration: 6 weeks
- » Certificate: TECH Global University
- » Credits: 6 ECTS
- » Schedule: at your own pace
- » Exams: online

Postgraduate Certificate Treatment of Superficial Gastric Neoplasms

