

Postgraduate Certificate

Transplantation, Abdominal Wall and Special Situations in Bariatric Surgery



Postgraduate Certificate Transplantation, Abdominal Wall and Special Situations in Bariatric Surgery

Course Modality: **Online**

Duration: **6 weeks**

Certificate: **TECH Technological University**

6 ECTS Credits

Teaching Hours: **150 hours.**

Website: www.techtitute.com/medicine/postgraduate-certificate/transplantation-abdominal-wall-special-situations-bariatric-surgery

Index

01

Introduction

p. 4

02

Objectives

p. 8

03

Course Management

p. 12

04

Structure and Content

p. 24

05

Methodology

p. 26

06

Certificate

p. 32

01

Introduction

Specialize in Transplantation, Abdominal Wall and Special Situations in Bariatric Surgery, with this high-level training given by professional surgeons with extensive experience in the field. Throughout these months of training you will learn to evaluate the current recommendations for bariatric surgery in patients who are candidates for solid organ transplantation or with associated cardiological, renal or psychiatric diseases, among others.



“

A Postgraduate Certificate created to take professionals through the essential knowledge in each and every one of the areas that make up a high-level Bariatric Unit”

Classically, the indications for performing a bariatric technique consisted of having a BMI >40 kg/m² or a BMI >35 kg/m² associated with obesity-related comorbidities. However, it has been shown that BMI is not a good indicator of cardiovascular risk. Several groups advocate for bariatric surgery in patients with BMI <35kg/m² associated with comorbidities, where conservative treatment has failed. Nonetheless, there is also some disagreement about the most appropriate technique in super-obese patients, in women of childbearing age and with reproductive desires, or in adolescent patients.

Despite the beneficial effects, surgery can contribute to the development of various complications, including alterations in bone metabolism, accelerated bone remodeling and turnover, bone loss and, ultimately, a decrease in bone mineral density (BMD). Likewise, a loss of muscle mass may also occur with the complications inherent to sarcopenia.

Sequelae or complications derived from the surgical technique may also appear, such as the appearance or worsening of gastroesophageal reflux, mainly after restrictive procedures, or pathologies associated with the abdominal wall.

Lastly, bariatric surgery has also been shown to be beneficial in patients who are candidates for solid organ transplantation, although certain techniques are preferred. The same occurs in patients with other associated pathologies, such as inflammatory bowel disease, cardiac, renal or psychiatric pathologies.

This **Postgraduate Certificate in Transplantation, Abdominal Wall and Special Situations in Bariatric Surgery** offers you the advantages of a high-level scientific, teaching, and technological course. These are some of its most notable features:

- ♦ The latest technology in online teaching software.
- ♦ A highly visual teaching system, supported by graphic and schematic contents that are easy to assimilate and understand.
- ♦ Practical cases presented by practising experts.
- ♦ State-of-the-art interactive video systems.
- ♦ Teaching supported by telepractice.
- ♦ Continuous updating and recycling systems.
- ♦ Autonomous learning: full compatibility with other occupations.
- ♦ Practical exercises for self-evaluation and learning verification.
- ♦ Support groups and educational synergies: questions regarding the course, discussion and knowledge forums.
- ♦ Communication with the teacher and individual reflection work.
- ♦ Content that is accessible from any fixed or portable device with an Internet connection.
- ♦ Supplementary documentation databases are permanently available, even after the Postgraduate Certificate.



A unique training program with which you can achieve professional success”

“

The professors for this Postgraduate Certificate have been selected based on two criteria: the excellence of their medical practice in the field of the creation, promotion and maintenance of bariatric units, and their proven didactic capacity. All this to offer you the high quality Postgraduate Certificate you need”


Our teaching staff is composed of medical professionals, practising specialists. In this way we ensure that we provide you with the training update we are aiming for. A multidisciplinary team of professors with training and experience in different settings, who will develop theoretical knowledge effectively, but, above all, will bring their practical knowledge derived from their own experience to the course: one of the differential qualities of this program.

This mastery of the subject is complemented by the effectiveness of the methodology used in the design of this course. Developed by a multidisciplinary team of e-learning experts, it integrates the latest advances in educational technology. This way, you will be able to study with a range of comfortable and versatile multimedia tools that will give you the operability you need in your training.

The design of this program is based on Problem-Based Learning: an approach that conceives learning as a highly practical process. To achieve this remotely, we will use telepractice: with the help of an innovative interactive video system, and learning from an expert, you will be able to acquire the knowledge as if you were actually dealing with the scenario you are learning about. A concept that will allow you to integrate and fix learning in a more realistic and permanent way.

Do not hesitate to take this training with us. You will find the best teaching material with virtual lessons.

This 100% online Postgraduate Certificate will allow you to combine your studies with your professional work while expanding your knowledge in this field.



02

Objectives

This program aims to train highly qualified professionals for the workplace. An objective that is complemented, moreover, in a global manner, by promoting human development that lays the foundations for a better society. This objective is focused on helping surgical professionals reach a much higher level of expertise and control, meeting all the requirements in the field of bariatric surgery. A goal that, in just a few months, you will be able to achieve with a highly intensive and precise course.





“

Our goal is yours: to provide you with the best online training and specialization course in Bariatric Surgery on the market. A highly qualified step, from the hands of the best professionals in this specialty”



General Objectives

- ♦ Analyze the available evidence on bariatric surgery in patients with BMI < 35 kg/m², in super obese patients, adolescents and women who wish to procreate.
- ♦ To determine the adverse effects of bariatric surgery on bone metabolism and muscle mass
- ♦ Evaluate the current recommendations for bariatric surgery in patients who are candidates for solid organ transplantation or have associated cardiological, renal or psychiatric diseases.
- ♦ Establish the significance of postoperative gastroesophageal reflux and abdominal wall alterations



Achieve your goals by keeping up to date with the latest techniques and medical advances in the field of bariatric surgery through a highly demanding Postgraduate Certificate





Specific Objectives

- ♦ Analyze the safety of treatment in patients with BMI < 35kg/m².
- ♦ Evaluate the most appropriate techniques for obese patients.
- ♦ Describe the complications that can occur in the abdominal wall involved in bariatric surgery.
- ♦ Establish indications for surgery in patients who are candidates for solid organ transplantation.
- ♦ Interpret the risk of alterations in bone metabolism.
- ♦ Evaluate the risk of developing sarcopenia
- ♦ Quantify the risk-benefit ratio of surgery in when there is also a pre-existing renal, cardiac or psychiatric pathology.
- ♦ Compare the results of different surgical techniques with conservative treatment.
- ♦ Design future lines of work in superobese patients.
- ♦ Assess the risk of pregnancy in patients put forward for bariatric surgery.

03

Course Management

For our Postgraduate Certificate to be of the highest quality, we are proud to work with a teaching staff of the highest level, chosen for their proven track records in the field of Bariatric Surgery. A multidisciplinary team, made up of professionals who will contribute their vision and experience to this comprehensive program. A unique opportunity to learn from the best.



“

A team of professionals with a solid background will be your professors throughout this Postgraduate Certificate: a unique opportunity to learn directly from the best in the field”

International Guest Director


Dr. Alec Beekely is an international eminence in Bariatric and Metabolic Surgery. Throughout his career, this specialist has mastered the most disruptive tools and procedures to intervene patients with pathologies such as Morbid Obesity, Diabetes, among others. Thanks to his extensive experience and continuous updating, he has become the Director of the surgical program, focused on this area, at Thomas Jefferson University Hospital in the United States.

At the same time, the expert maintains close ties with the Trauma and Intensive Care Service of the same health institution. Through this work, he has performed operations on people in serious or acute conditions and, in turn, supervises the progress of residents and interns under his care. In addition, he is an instructor of Advanced Life Support in Trauma.

Similarly, his research career has been linked to clinical analysis projects. In particular, Dr. Beekley has addressed in depth the management of the Roux-en-Y gastric bypass technique and its subsequent outcomes such as weight loss and ulceration. He is also a scientific reviewer for multiple peer-reviewed journals such as Surgery for Obesity and Related Diseases and the Journal of Trauma.

On the other hand, this specialist has a long career in the medical-war context. His beginnings in the field of military surgery have been linked to combat and extreme situations such as the wars in Afghanistan and Iraq. Given his merits in this complex field, he has received various awards such as the Bronze and Meritorious Service Medals awarded by his country's army.

Dr. Beekley has also been an active member of several scientific societies and committees. In this way, through his intense healthcare management, he has become a true reference in world medicine..



Dr. Beekley, Alec

- Director of the Metabolic and Bariatric Surgery Program at Thomas Jefferson University Hospital
- Advanced Life Support Instructor in the Trauma and Intensive Care Service at Thomas Jefferson University Hospital
- Director of the Combat Casualty Research Team at the 28th Combat Support Hospital in Baghdad, Iraq
- Staff Surgeon General, 102nd Forward Surgical Team, Kandahar, Afghanistan
- General Surgeon, Madigan Army Medical Center, Tacoma
- General Surgeon at Blanchfield Army Community Hospital in Kentucky
- M.D., Case Western Reserve University



Thanks to TECH, you will be able to learn with the best professionals in the world"

Management



Dr. Priego Jiménez, Pablo

- Specialist Physician, Department of General and Digestive System Surgery, Ramón y Cajal University Hospital (Madrid). Esophagogastric, Bariatric and Minimally Invasive Surgery Unit (January 2015-...)
- PhD in Medicine from the University of Miguel Hernández de Elche (2013). (Outstanding" Cum Laude")
- Fellowship in Gastric Oncology Surgery in the "Gastric Cancer Department" in the Cancer Institute Hospital (Tokyo) with Professor Takeshi Sano (July 2018).
- Fellowship in Esophagogastric and Minimally Invasive Oncological Surgery in the Division of Esophageal and Upper Gastrointestinal Surgery at Queen Mary Hospital, Hong Kong with Professor Simon Law (January-March 2014).
- Degree in Medicine from the Complutense University Madrid (1996 - 2002).
- Master's Degree in Advanced Laparoscopic Surgery. University of Alcalá (2007).
- Master's Degree in Clinical Management, Medical, and Welfare Management. University of CEU(2019)
- Medical Specialist in the Department of General and Digestive System Surgery at the General Hospital of Villalba (Madrid). Esophagogastric and Bariatric Surgery Unit (Oct 2014- Dec 2014)
- Medical Specialist in the Department of General and Digestive System Surgery at the General University Hospital of Castellón. Esophagogastric, Hepatobiliopancreatic and Thoracic Surgery Unit (Jun 2008-Sep 2014).



Dr. Ruiz-Tovar Polo, Jaime

- Bariatric Surgeon in the Centre for Excellence for the Study and Treatment of Obesity. Valladolid. Bariatric Surgery Unit (2017-2020).
- Faculty Specialist in the Bariatric Surgery Unit. Rey Juan Carlos University Hospital, Madrid (2014-2020).
- Coordinator of the Bariatric Surgery Unit. Elche University General Hospital(2010 -2014)
- Specialist in General and Digestive Surgery. Henares University Hospital Madrid (2019-2020)
- Doctorate in Medicine from the Autonomous University Madrid
- Degree in Medicine from the Autonomous University Madrid.
- Master's Dgree in Advanced Laparoscopic Surgery. University of Alcalá
- Specialist in General and Digestive System Surgery
- Diploma of Progression Level Competence by the Spanish Society of Obesity Surgery (SECO).
- Diploma in Obesity and Metabolic Diseases Surgery. European Accreditation Council for Bariatric Surgery of IFSO. 2000 hours.

Professors

Dr. García Ureña, Miguel Ángel

- ♦ Head of Surgery at Henares University Hospital. 2007- present
- ♦ PhD in Medicine from the Complutense University of Madrid.
- ♦ Outstanding Award in her PhD
- ♦ Degree in Medicine from the Autonomous University Madrid.
- ♦ Specialist in General and Digestive System Surgery Unit at Puerto Real University Hospital, Madrid. 1995-2003
- ♦ Facultative Area Specialist in General Surgery.
- ♦ Specialist in General and Digestive System Surgery
- ♦ Professor of surgical conditions at the University School of Nursing - SalusInfirmorum, attached to the University of Cadiz. 1995-2000
- ♦ Professor of the subject "medical-surgical nursing" at the University School of Nursing SalusInfirmorum, attached to the University of Cadiz. 2000-2005

Dr. Valentí Azcárate, Víctor

- ♦ Degree in Medicine and Surgery from the Faculty of Medicine of the University of Navarra.
- ♦ PhD in Medicine from the University of Navarra
- ♦ Co-director of Obesity Unit. Navarra University Clinic
- ♦ Medical Practitioner in General Surgery. General Medical Council. UK. January - December 2007
- ♦ General and Digestive System Surgery Department Consultant. Navarra University Clinic
- ♦ Co-director of Obesity Unit. Navarra University Clinic
- ♦ Esophago-gastric Surgery Section Coordinator. Navarra University Clinic
- ♦ Expert Surgical Diploma in Bariatric Surgery. SECO
- ♦ Surgeon of Excellence for Bariatric and Metabolic Surgery. European Accreditation Council for Bariatric Surgery (IFSO endorsed COE Program) EAC-BS

Dr. Mirada Murua, María del Coro

- ♦ Head of Esophagogastric and Bariatric Surgery Unit. Navarra Hospital Complex.
- ♦ Training as specialist in General and Digestive System Surgery through RMI: Pamplona Hospital of Navarra (Jan1995- Dec 1999)
- ♦ Attending Physician in General and Digestive System Surgery (Jan 2000- Jan 2019)
- ♦ Degree in Medicine: Navarra University. Spain. June 1992

Dr. Posada González, María

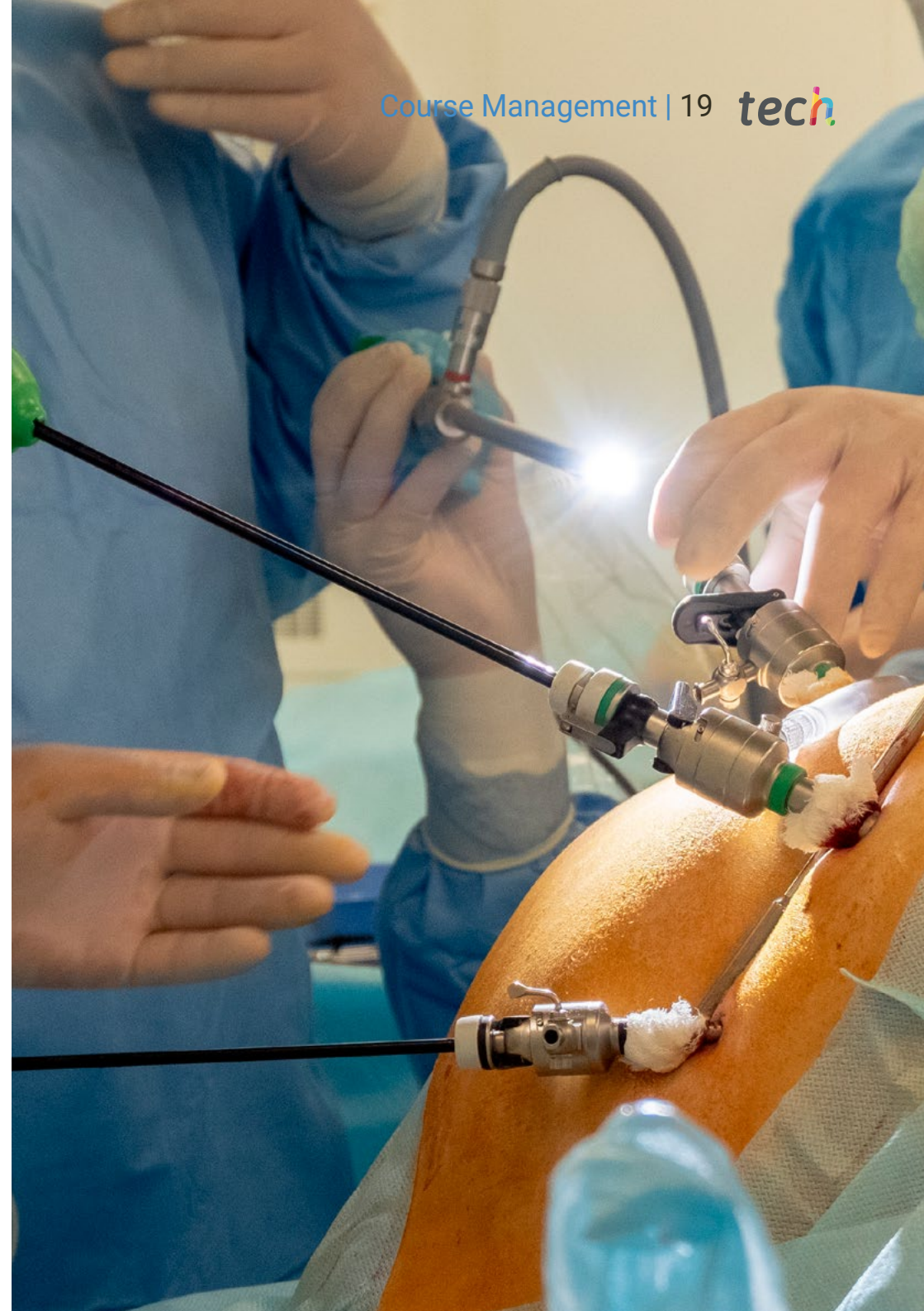
- ♦ Faculty Specialist in the Esophagogastric and Bariatric Surgery Unit. General and Digestive System Surgery Department. Jiménez Díaz Foundation Hospital (Madrid). (July 2016- present)
- ♦ Degree in Medicine from the Autonomous University of Madrid. Promotion 2001-2007
- ♦ Specialist Doctor via RMI in "General and Digestive System Surgery" at La Princesa University Hospital.(Madrid) (May 2008- May 2013)
- ♦ Specialist in General and Digestive Surgery. General and Digestive System Surgery Department. La Paz University Hospital, Madrid. (April and May 2016)
- ♦ Faculty Specialist in the Esophagogastric and Bariatric Surgery Unit. General and Digestive System Surgery Department. Jiménez Díaz Foundation University Hospital in Madrid (Nov. 2015 Feb. 2016)
- ♦ Fellowship in Esophagogastric and Obesity Surgery. Esophagogastric Surgery Unit. General and Digestive System Surgery Department. Jiménez Díaz Foundation University Hospital in Madrid (November 2013- November 2015)
- ♦ Faculty Specialist in the Endocrine Surgery Unit. General and Digestive System Surgery Department. Basurto University Hospital (Bilbao). (September- November 2013)
- ♦ Resident Intern. General and Digestive System Surgery Department. La Princesa University Hospital Madrid. May 2008- May 2013

Dr. Barragán Serrano, Cristina

- ♦ Residency at La Paz University Hospital (2015 - 2020)
- ♦ Assistant in the Esophagogastric and Obesity Unit at Jiménez Díaz Foundation. Fellowship training program (2020-2021)
- ♦ Phd and Degree in Medicine from Alcalá de Henares University (UAH), Madrid (2008-2014).
- ♦ First cycle at the University of the Basque Country (UPV)
- ♦ Second cycle at the Guadalajara Hospital (Alcalá de Henares University).
- ♦ Collaborator in practical classes at the Autonomous University of Madrid
- ♦ Mechanical Sutures training speech. La Paz University Hospital. November 27, 2018.
- ♦ ACS Speaker for the Course on Minimally Invasive Surgery in the MIS- ITEC Aula ITEC section. Teaching in times of crisis.

Dr. Pagán Pomar, Alberto

- ♦ Clinical Chief of the Esophagogastric and Morbidly Obese Surgery Unit. General and Digestive System- Department. Son Espases University Hospital Palma, 2015-present
- ♦ Founder of Integral Centre of Nutrition of the Balearic Islands (CINIB). Palma, 2015-present
- ♦ DamiáCarbó 2020 Award from the Official College of Physicians of the Balearic Islands: Biliopancreatic diversion in the surgical treatment of morbid obesity. Long-term results and metabolic consequences. Authors: Bianchi A, Pagán A, Marina Jiménez, José Antonio Martínez, Francesc Xavier González
- ♦ Degree in Medicine and Surgery from the Autonomous University of Barcelona in 1983.
- ♦ Specialization in Clinical Management. Balearic Islands Official Medical College, 2003-2004.
- ♦ On Line Course of Fundamentals in Bariatric and Metabolic Surgery. SECO, 2009-2010
- ♦ University expert in Management and Use of Minimally Invasive Technologies in Surgery Complutense University of Madrid, 2004- 2005.
- ♦ Master's Degree in Obesity and its Comorbidities: Prevention, Diagnosis and Integral Treatment Rey Juan Carlos University in Alcorcón, 2017-18.



Dr. Wolfgang Vorwald, Peter

- ♦ Head of Esophago-gastric and Bariatric Surgery Unit
- ♦ Jiménez Díaz Foundation (2008-2020).
- ♦ General Hospital of Villalba (2015 - 2020)
- ♦ PhD in Medicine from the Complutense University of Madrid.
- ♦ Degree in Medicine from the Autonomous University Madrid.
- ♦ Specialist Physician at the Hospital Foundation of Alcorcón (1999-2008).
- ♦ Specialist Physician at the University Hospital "Klinikumrechts der Isar" in niche (1993-1998).
- ♦ Chair of the Esophagogastric Surgery Section of the Spanish Association of Surgeons since January 2019 to present.
- ♦ Coordinator of Esophagogastric Surgery Working Group in the Spanish Multimodal Rehabilitation Group (GERM) from January 2016 to present.
- ♦ Associate Professor of Health Sciences from 2013 in the Autonomous University of Madrid, Spain.
- ♦ Associate Professor (1993-1998) in the Technical University of Munich, Germany.

Dr. Vázquez Martínez, Clotilde

- ♦ Head of the Endocrinology and Nutrition Department. Jiménez Díaz Foundation
- ♦ Director of the Overweight and Obesity Institute . Jiménez Díaz Foundation
- ♦ CIBEROBn and IISFJD Researcher
- ♦ Co-Director of the Obesity and Diabetes Chair. Rey Juan Carlos University





“

This Postgraduate Certificate offers you access to the most innovative protocols in the organization of an increasingly advanced service”

04

Structure and Content

The contents of this Postgraduate Certificate have been developed by the different experts on the program, with a clear purpose: to ensure that our students acquire each and every one of the necessary skills to become true experts in this field. A complete and well-structured program that will take you to the highest standards of quality and success.





“

A comprehensive teaching program, structured in well-developed teaching units, oriented toward learning that is compatible with your personal and professional life”

Module 1. Transplantation, Abdominal Wall and Special Situations in Bariatric Surgery

- 1.1. Technical Considerations in the Perioperative Management of the Morbidly Obese Patient with Associated Abdominal Wall Pathology
 - 1.1.1. Preoperative Optimization
 - 1.1.2. Obesity Surgery Before Wall Surgery
 - 1.1.3. Dermolipectomies as an Associated Procedure in Abdominal Wall Reconstruction
- 1.2. Solid Organ Transplant and Bariatric Surgery
 - 1.2.1. Obesity and Donors
 - 1.2.2. Transplantation and Surgical Technique
 - 1.2.3. Post-Transplant Obesity: Metabolic Syndrome
 - 1.2.4. Bariatric Surgery and Liver or Kidney Transplant
- 1.3. Obesity and Gastroesophageal Reflux
 - 1.3.1. Pathophysiology of Reflux Diagnostic tests
 - 1.3.2. GERD in the Context of Obesity
 - 1.3.3. GERD Therapy Focus in Obese Patient
 - 1.3.3.1. Medical Treatment
 - 1.3.3.2. Surgical Management
 - 1.3.4. Monitoring of Patient with GERD
- 1.4. Management of a Morbidly Obese Patients What is the Ideal Strategy?
 - 1.4.1. Definition of Superobese Patients
 - 1.4.2. Is a Superobese Patient Different from a Simple Obese Patient?
 - 1.4.3. Multidisciplinary Preoperative Management of the Superobese Patient
 - 1.4.4. Role of an Intra-gastric Balloon in a Superobese Patient
 - 1.4.5. Anesthetic Management and Monitoring of the Superobese Patient
 - 1.4.6. Surgery in Superobese Patients Is There a Technique of Choice?
 - 1.4.7. What Results Can We Expect Following Surgery in Superobese Patients?
 - 1.4.8. Nutritional Monitoring in a Superobese Patient After Surgery



- 1.5. Surgery in a Patient with BMI <35
 - 1.5.1. Introduction
 - 1.5.2. Impact of Class I Obesity (BMI 30-35kg/ m2) On Health
 - 1.5.3. Non-Surgical Treatment of Class I Obesity
 - 1.5.4. Evidence in the Literature on Bariatric Surgery in BMI 30-35 Kg/M2
 - 1.5.5. Safety of Bariatric Surgery
 - 1.5.6. Cost-Benefit Ratio
 - 1.5.7. Recommendations from Different Scientific Societies
- 1.6. Pregnancy and Bariatric Surgery
 - 1.6.1. Perinatal Risks and Complications in Pregnant Women undergoing Bariatric Surgery
 - 1.6.2. Management of Pregnant Woman Undergoing Bariatric Surgery
- 1.7. Adolescents and Bariatric Surgery Technique and Results
 - 1.7.1. Adolescents and Morbid Obesity
 - 1.7.2. Indications and Current Scene
 - 1.7.3. Therapeutic Perspectives and Results
- 1.8. Effects of Bariatric Surgery on Bone Metabolism
 - 1.8.1. Introduction
 - 1.8.2. Pathophysiological Mechanisms
 - 1.8.2.1. Malabsorption of Nutrients
 - 1.8.2.2. Mechanical Disorders
 - 1.8.2.3. Neurohormonal Mechanisms
 - 1.8.3. Effects of Bariatric Surgery on Bone Metabolism
 - 1.8.3.1. Adjustable Gastric Band
 - 1.8.3.2. Gastric Bypass
 - 1.8.3.3. Vertical Gastrectomy
 - 1.8.3.4. Biliopancreatic Diversion- Duodenal Crossover
 - 1.8.4. Fracture Risk
 - 1.8.5. Recommendations in the Preoperative Evaluation and Treatment of Bone Metabolism Alterations after Bariatric Surgery
 - 1.8.5.1. Preoperative Evaluation
 - 1.8.5.2. Treatment of Bone Metabolism Alterations after Bariatric Surgery
- 1.9. Other Special Situations in Bariatric Surgery
 - 1.9.1. Inflammatory Bowel Disease
 - 1.9.2. Heart Disease
 - 1.9.3. Kidney Diseases
 - 1.9.5. Neurological Diseases and Mobility Problems
 - 1.9.5. Psychiatric Illness
- 1.10. Sarcopenia and Loss of Muscle Mass
 - 1.10.1. Body Tissue
 - 1.10.2. Energy Expenditure
 - 1.10.3. Sarcopenia
 - 1.10.3.1. Definition
 - 1.10.3.2. Assessment
 - 1.10.3.3. Sarcopenic Obesity
 - 1.10.4. Changes in Body Composition in Bariatric Patients
 - 1.10.5. Inconveniences of Loss of Fat-Free Mass in Bariatric Patients



With a methodological design based on proven teaching techniques, this Postgraduate Certificate will take you through different teaching approaches to allow you to learn in a dynamic and effective way”

05

Methodology

This training program provides you with a different way of learning. Our methodology uses a cyclical learning approach: ***Re-learning***.

This teaching system is used in the most prestigious medical schools in the world, and major publications such as the ***New England Journal of Medicine*** have considered it to be one of the most effective.



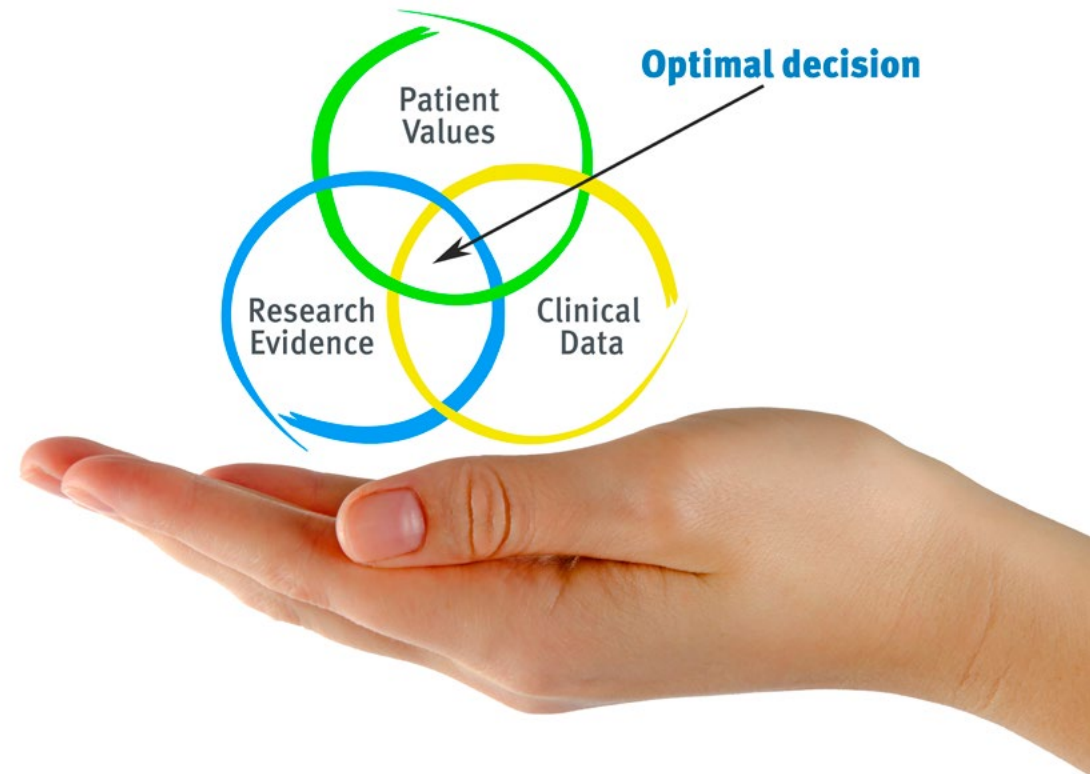
“

Discover Re-learning, a system that abandons conventional linear learning, to take you through cyclical teaching systems: a way of learning that has proven to be extremely effective, especially in subjects that require memorization”

At TECH we use the Case Method

In a given situation, what would you do? Throughout the program, you will be presented with multiple simulated clinical cases based on real patients, where you will have to investigate, establish hypotheses and, finally, resolve the situation. There is abundant scientific evidence on the effectiveness of the method. Specialists learn better, faster, and more sustainably over time.

With TECH you can experience a way of learning that is shaking the foundations of traditional universities around the world.



According to Dr. Gervas, the clinical case is the annotated presentation of a patient, or group of patients, which becomes a "case", an example or model that illustrates some peculiar clinical component, either because of its teaching potential or because of its uniqueness or rarity. It is essential that the case is based on current professional life, trying to recreate the real conditions in professional medical practice.

“

Did you know that this method was developed in 1912 at Harvard for law students? The case method consisted of presenting students with real-life, complex situations for them to make decisions and justify their decisions on how to solve them. In 1924, Harvard adopted it as a standard teaching method”

The effectiveness of the method is justified by four fundamental achievements:

1. Students who follow this method not only grasp concepts, but also develop their mental capacity by evaluating real situations and applying their knowledge.
2. The learning process has a clear focus on practical skills that allow the student to better integrate into the real world.
3. Ideas and concepts are understood more efficiently, given that the example situations are based on real-life.
4. Students like to feel that the effort they put into their studies is worthwhile. This then translates into a greater interest in learning and more time dedicated to working on the course.



Re-learning Methodology

At TECH we enhance the Harvard case method with the best 100% online teaching methodology available: Re-learning.

Our University is the first in the world to combine the study of clinical cases with a 100% online learning system based on repetition, combining a minimum of 8 different elements in each lesson, which represent a real revolution with respect to simply studying and analyzing cases.



The physician will learn through real cases and by solving complex situations in simulated learning environments. These simulations are developed using state-of-the-art software to facilitate immersive learning.

At the forefront of world teaching, the Re-learning method has managed to improve the overall satisfaction levels of professionals who complete their studies, with respect to the quality indicators of the best Spanish-speaking online university (Columbia University).

With this methodology we have trained more than 250,000 physicians with unprecedented success, in all clinical specialties regardless of the surgical load. All this in a highly demanding environment, where the students have a strong socio-economic profile and an average age of 43.5 years.

Re-learning will allow you to learn with less effort and better performance, involving you more in your specialization, developing a critical mindset, defending arguments, and contrasting opinions: a direct equation to success.

In our program, learning is not a linear process, but rather a spiral (we learn, unlearn, forget, and re-learn). Therefore, we combine each of these elements concentrically.

The overall score obtained by our learning system is 8.01, according to the highest international standards.



In this program you will have access to the best educational material, prepared with you in mind:



Study Material

All teaching material is produced by the specialists who teach the course, specifically for the course, so that the teaching content is highly specific and precise.

This content is then adapted in an audiovisual format that will create our way of working online, with the latest techniques that allow us to offer you high quality in all of the material that we provide you with.



Latest Techniques and Procedures on Video

We introduce you to the latest techniques, to the latest educational advances, to the forefront of current medical techniques. All this, in first person, with the maximum rigor, explained and detailed for your assimilation and understanding. And best of all, you can watch them as many times as you want.



Interactive Summaries

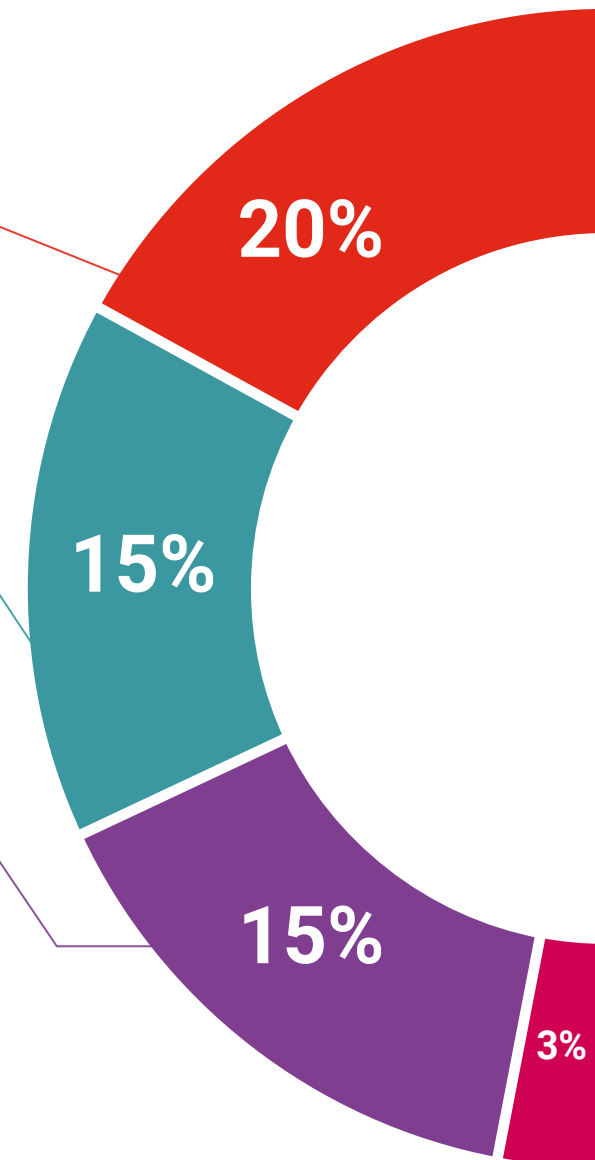
We present the contents attractively and dynamically in multimedia lessons that include audio, videos, images, diagrams, and concept maps in order to reinforce knowledge.

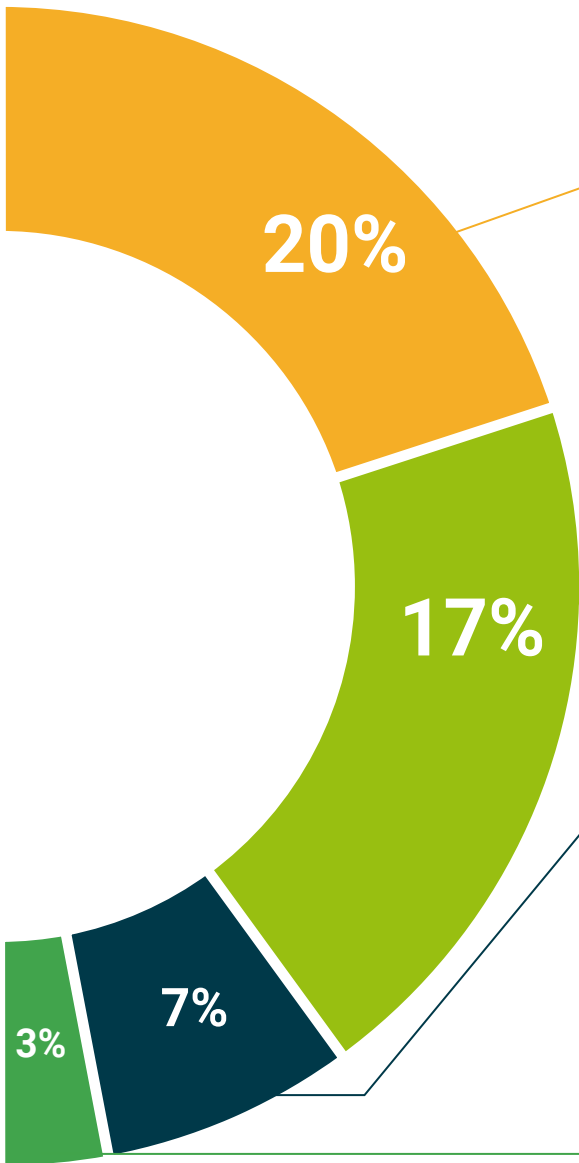
This unique multimedia content presentation training system was awarded by Microsoft as a "European Success Story".



Additional Reading

Recent articles, consensus documents, international guides. in our virtual library you will have access to everything you need to complete your training.





Expert-Led Case Studies and Case Analysis

Effective learning ought to be contextual. Therefore, we will present you with real case developments in which the expert will guide you through focusing on and solving the different situations: a clear and direct way to achieve the highest degree of understanding.



Testing & Retesting

We periodically evaluate and re-evaluate your knowledge throughout the program, through assessment and self-assessment activities and exercises: so that you can see how you are achieving your goals.



Classes

There is scientific evidence suggesting that observing third-party experts can be useful.

Learning from an expert strengthens knowledge and memory, and generates confidence in our future difficult decisions.



Quick Action Guides

We offer you the most relevant contents of the course in the form of worksheets or quick action guides. A synthetic, practical, and effective way to help you progress in your learning.



06 Certificate

The Postgraduate Certificate in Transplantation, Abdominal Wall and Special Situations in Bariatric Surgery guarantees, in addition to the most rigorous and updated training, access to a qualification issued by TECH Technological University.





“

*Successfully complete this training
and receive your diploma without
travel or laborious paperwork”*

This **Postgraduate Certificate in Transplantation, Abdominal Wall and Special Situations in Bariatric Surgery** contains the most complete and up-to-date scientific program on the market.

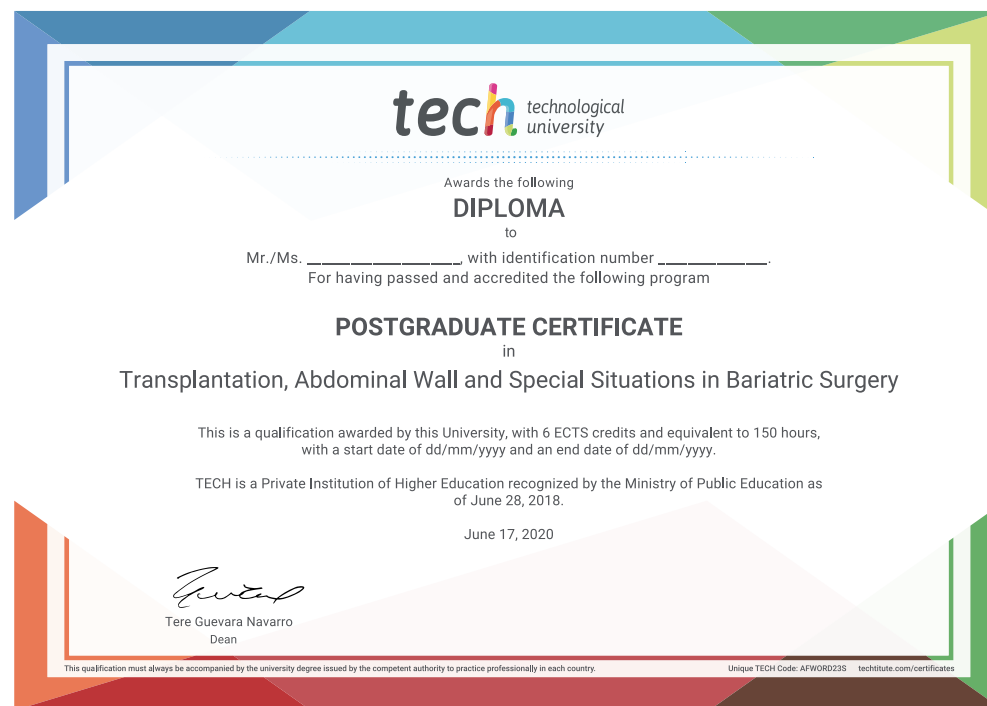
After the student has passed the evaluations, they will receive their corresponding **certificate** issued by **TECH Technological University** via tracked delivery.

The certificate issued by **TECH Technological University** will reflect the qualification obtained in the course, and it meets the requirements commonly demanded by labor exchanges, competitive examinations, and professional career evaluation committees.

Title: **Postgraduate Certificate in Transplantation, Abdominal Wall and Special Situations in Bariatric Surgery**

ECTS: 6

Official Number of Hours: 150



*Apostille Convention. In the event that the student wishes to have their paper certificate issued with an apostille, TECH EDUCATION will make the necessary arrangements to obtain it, at an additional cost.

health future
confidence people
education information tutors
guarantee accreditation teaching
institutions technology learning
community commitment
personalized service innovation
knowledge present
development languages
virtual classroom



Postgraduate Certificate
Transplantation, Abdominal
Wall and Special Situations
in Bariatric Surgery

Course Modality: Online

Duration: 6 weeks

Certificate: TECH Technological University

6 ECTS Credits

Teaching Hours: 150 hours.

Postgraduate Certificate Transplantation, Abdominal Wall and Special Situations in Bariatric Surgery