

Postgraduate Certificate

Systemic Vasculitis



Postgraduate Certificate Systemic Vasculitis

- » Modality: online
- » Duration: 6 weeks
- » Certificate: Tech Global University
- » Credits: 6 ECTS
- » Schedule: at your own pace
- » Exams: online

Website: www.techtute.com/us/medicine/postgraduate-certificate/systemic-vasculitis

Index

01

Introduction

p. 4

02

Objectives

p. 8

03

Course Management

p. 12

04

Structure and Content

p. 16

05

Methodology

p. 20

06

Certificate

p. 28

01

Introduction

Systemic vasculitis, like the rest of autoimmune diseases, due to their peculiar characteristics and the multiple systemic involvement to which they give rise, are a challenge for the professional from the very moment of diagnosis. Permanent updating and incorporation of new scientific and intervention data are a priority. In this Postgraduate Certificate we offer you the most practical and efficient way to achieve it with the security and effectiveness of a serious and contrasted training.





“

The approach to systemic vasculitis, in a high-intensity course compatible with your personal and professional life, which will provide you with the latest advances and the most specialized knowledge in this complex medical area"

In clinical practice, diagnosing, monitoring, and treating autoimmune diseases is not a straightforward task. The simultaneous or overlapping involvement of multiple organs and the presence of often vague or confusing symptoms require professionals to have a series of up-to-date and practical skills and knowledge that allow them to make quick and efficient decisions. In these cases, patient care often involves dealing with long-term situations in which the patient needs special, personal, human, and medical attention, both because of the absence of a diagnosis that provides an answer to their situation and because of the exhaustion associated with long-term pathologies. During the training you will get the trained and experienced vision that this type of disease demands and needs. Reliable and serious: offered by the largest online university in the world.

The content cover, comprehensively and clearly, all aspects of the most relevant Systemic Autoimmune Diseases. From the study of clinical immunology, as a basis for understanding the processes involved in the development of autoimmune pathology, the different aspects of interest of this medical discipline will be explored. A specific and practical approach that will provide medical professionals with in-depth knowledge of the different autoimmune diseases that have been described so far, learning and integrating diagnostic and classification criteria into daily practice.

All these educational developments are created with the objective of achieving training efficiency for your students. An approach that focuses on offering professionals the possibility of making their learning compatible with their personal or professional life, in a way that is highly efficient. A postgraduate continuing education program that includes highly specialized content based on the latest medical trends and advances, such as modules in Clinical Immunology, Multidisciplinary Assessment and Associated Pharmacology.

This objective of continuous training is also maintained after the course has been completed, thanks to the creation of an Online Learning Fund on Patients with Autoimmune Disease. A constantly updated and revised resource to keep you informed of the latest developments in this field.

This training offers you the characteristics of a high level scientific, teaching, and technological course. These are some of its most notable features:

- ♦ **Latest technology** in online teaching software.
- ♦ Intensely visual **teaching system**, supported by graphic and schematic contents that are easy to assimilate and understand.
- ♦ Development of **case studies** presented by practicing experts.
- ♦ State-of-the-art interactive video systems.
- ♦ Teaching supported by **telepractice**.
- ♦ Continuous **updating and recycling** systems.
- ♦ Self-regulating **learning**: total compatibility with other occupations.
- ♦ Practical exercises for **self** -evaluation and learning verification.
- ♦ **Support groups and** educational synergies: questions to the expert, debate and knowledge forums.
- ♦ **Communication with the teacher** and individual reflection work.
- ♦ **Availability** of the contents from any fixed or portable device with internet connection.
- ♦ Banks of **complementary documentation** permanently available, even after the course.



A course created to provide you with a complete update that will allow you to put into practice, immediately, new ways of intervention, prognosis, prognostics, and and follow-up"

“

Take a step further in your specialization and discover a new way to keep your professional update at the forefront of the medical vanguard, with this highly demanding online training"

Our teaching staff is composed of medical professionals, practicing SAD specialists. This way, we ensure that we provide you with up-to-date knowledge, which is what we are aiming for. A multidisciplinary team of doctors trained and experienced in different environments, who will develop the theoretical knowledge in an efficient manner, but, above all, will put at the service of the course the practical knowledge derived from their own experience: one of the differential qualities of these studies.

The efficiency of the methodological design of this Professional Master's Degree, enhances the student's understanding of the subject. Developed by a multidisciplinary team of e-learning experts, it integrates the latest advances in educational technology. This way, you will be able to study with a range of comfortable and versatile multimedia tools that will give you the operability you need in your training.

The design of this program is based on Problem-Based Learning: an approach that conceives learning as a highly practical process. To achieve this remotely, we will use telepractice. With the help of an innovative interactive video system, you will be able to acquire the knowledge as if you were facing the scenario you are learning at that moment. A concept that will allow you to integrate learning in a more realistic and permanent way.

A methodological design that will take you through different teaching approaches to allow you to learn dynamically and effectively.

Our innovative telepractice concept will give you the opportunity to learn through an immersive experience, which will help you integrate knowledge more quickly and provide you with a much more realistic view of the contents.

02 Objectives

Tech Global University aims to train highly qualified professionals for work experience. An objective that is complemented, moreover, in a global manner, by promoting human development that lays the foundations for a better society. The objective, in this **Postgraduate Certificate in Systemic Vasculitis**, is materialized in helping medical professionals to acquire knowledge that will keep them always updated in the latest techniques of approach, diagnosis, and treatment of SAD. But also, by promoting integral patient care. A goal that, in just six months, you will be able to achieve with a highly intensive and precise course.





“

The comprehensive approach to systemic vasculitis, with the real and direct experience of a faculty expert in the field that will help you achieve your goals"



General Objectives

- ♦ Identify the epidemiological, pathogenic, clinical and therapeutic aspects of the main autoinflammatory diseases.
- ♦ To acquire the necessary skills to provide up-to-date, scientific and effective medical care for patients with SAD.
- ♦ Create a constantly revised and updated online learning resource on the SAD patient.
- ♦ Facilitate the relationship between different services and professionals in our country and in Latin America who are dedicated, preferably, to the integral management of patients with AAS.
- ♦ Acquire the necessary knowledge to recognize, interpret and diagnose the alterations of the immune system in the laboratory setting.
- ♦ Learn how to guide and interpret the complementary examinations applicable to the main autoinflammatory diseases.





Specific Objectives

Module 1

- ♦ Epidemiology.
- ♦ Diagnostic Criteria. Classification Criteria.
- ♦ Monitoring Patients with Systemic Vasculitis.
- ♦ Giant Cell Arteritis and Polymyalgia Rheumatica.
- ♦ Takayasu's Arteritis.
- ♦ Polyarteritis Nodosa and Kawasaki Disease.
- ♦ ANCA-Associated Vasculitis: Granulomatosis with Polyangiitis (GPA) and Microscopic Polyangiitis (MAP).
- ♦ ANCA-Associated Vasculitis: Eosinophilic Granulomatosis with Polyangiitis (EGPA).
- ♦ Immune Complex Vasculitis. Cryoglobulinemic Vasculitis
- ♦ CNS Vasculitis and Other Localized Vasculitis.

Module 2

- ♦ Understand all epidemiological, pathogenic, clinical, and therapeutic aspects of other systemic immune-mediated diseases.
- ♦ Learn how to perform or schedule complementary examinations applicable to these immune-mediated diseases.

Module 3

- ♦ Learn the applicable therapeutic options for the management of systemic autoimmune diseases.
- ♦ Identify the indications and contraindications of each of the medications used.
- ♦ Know the limitations of each one of them, as well as their correct therapeutic scheme.



A course that will also allow you to come into contact with professionals in this medical field, with the objective of professional exchange and growth of inestimable value"

03 Course Management

For our Master's Degree to be of the highest quality, we are proud to work with a teaching staff of the highest level, chosen for their proven track record in the field of Autoimmune Diseases. A multidisciplinary team, made up of professionals who will contribute their vision and experience to this comprehensive course. A unique opportunity to learn from the best.





“

An impressive teaching staff, made up of professional experts in the field of systemic immune-mediated diseases, will be in charge of bringing their experience to your training: a unique occasion not to be missed"

International Guest Director

Dr. Bianca Maria Piraccini is a leading expert in the field of Dermatology and Venereal Diseases. As such, with a prolific career spanning several decades, she has made significant contributions, leaving an indelible mark on the field through her scholarly achievements, leadership and dedication to advancing medical knowledge and patient care.

At the University of Bologna, she has held roles in senior positions, including Director of the School of Specialization in Dermatology, as well as Coordinator of the Doctorate in Surgical Sciences. In addition, she has served as Director of the IRCCS Dermatology Service at S. Orsola, overseeing critical research and patient care initiatives in head and neck diseases.

She has also been Head of the Clinic of Allergology and Adjacent Skin Diseases, a reference in Italy and in the International Community in Nail and Hair Diseases. In fact, it is the only Italian hospital center where nail surgery for neoplastic and non-neoplastic disorders is performed, being the first one equipped with the Mohs microscopic surgery technique.

She has also written more than 240 original articles in national and international journals, gaining recognition for her innovative research on nail and hair biology, fungal infections and the development of innovative diagnostic techniques.

She has also established and directed the Mycology and Parasitology Laboratory, a metropolitan reference for the diagnosis of fungal and parasitic diseases. Not to mention that she has contributed to welfare activities, playing a crucial role in the assistance activities of the UOC of Dermatology of the University of Bologna and the Polyclinic of Sant'Orsola.



Dr. Piraccini, Bianca Maria

- Head of the School of Specialization in Dermatology at the University of Bologna, Italy
- Coordinator of the Doctoral Program in Surgical Sciences at the University of Bologna.
- Director of the UOC of Dermatology IRCCS of S. Orsola
- Director of the Specialization School of Dermatology and Venereology at the University of Bologna
- Head of the Clinic of Allergology and Adjacent Skin Diseases
- Head of the Laboratory of Mycology and Parasitology Dermatology
- Coordinator of the Doctoral Program in Surgical Sciences Alma Mater Studiorum at the University of Bologna.
- Course in Medical Mycology at the Mycology Laboratory of St. John's Institute of Dermatology, St. Thomas' Hospital, London.
- Doctorate in Dermatological Sciences at the University of Bologna
- Specialization in Dermatology and Venereology at the University of Bologna
- Degree in Medicine and Surgery from the University of Bologna

Member of:

Italian Society of Dermatology and Sexually Transmitted Diseases (SIDeMaST)
European Academy of Dermatology and Venereology (EADV)
American Academy of Dermatology (AAD)
European Nail Society (ENS)
European Hair Research Society (EHRS)
Council on Nail Disorders (CND)
International Nail Society (INS)

“

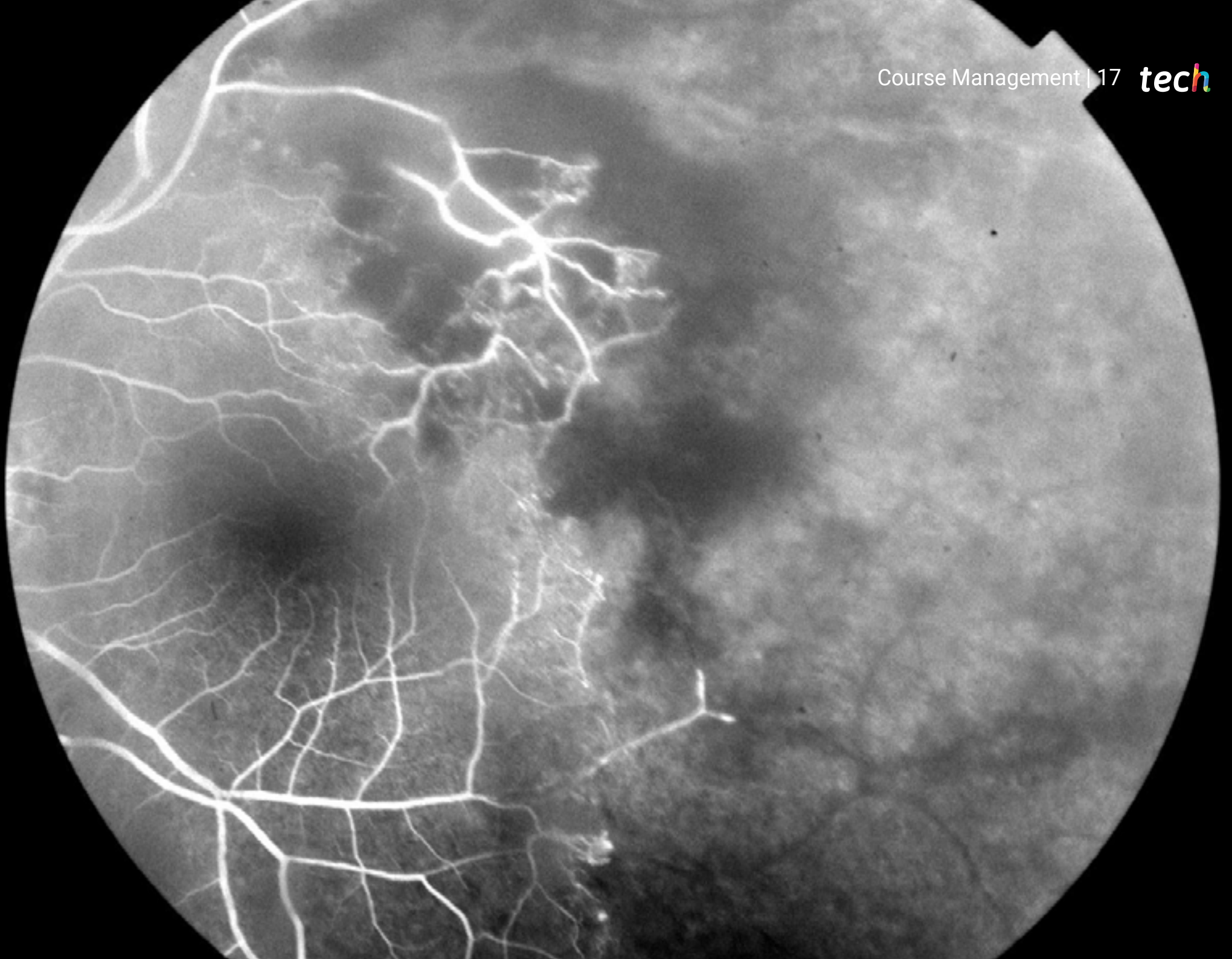
Thanks to TECH, you will be able to learn with the best professionals in the world”

Management



Dr. Araújo Loperena, Olga

- Specialist in Internal Medicine
- Autoimmune Disease Consultation
- Head of Specialized Health Training Studies
- Master's Degree in Clinical Management of Patients with Systemic and Autoimmune Diseases. University of Barcelona
- Master's Degree in Advanced Medical Skills, specializing in Autoimmune Diseases. University of Barcelona
- Sant Pau i Santa Tecla Hospital Xarxa Sanitària i Social Santa Tecla. Tarragona

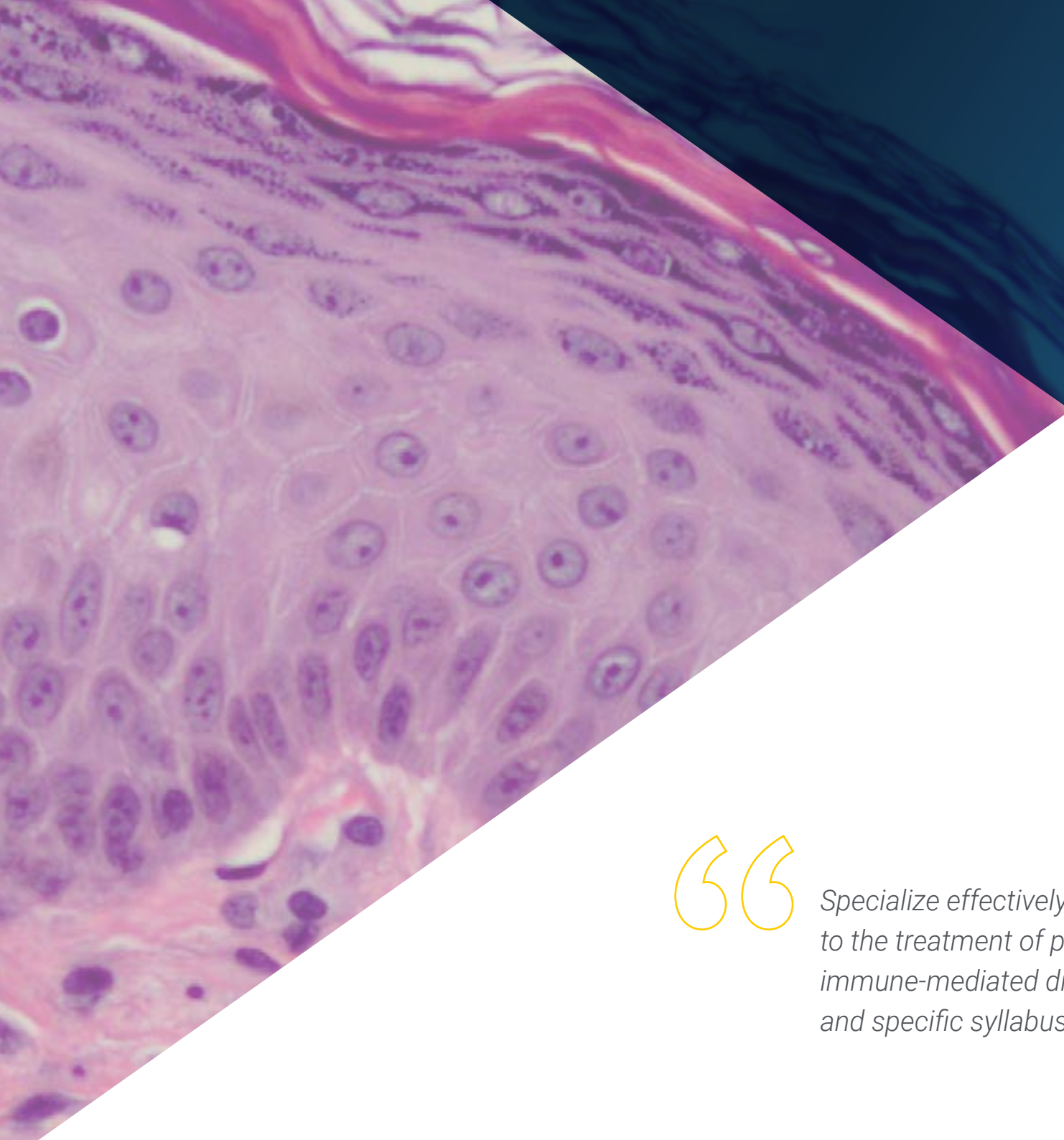


04

Structure and Content

The contents of this **Postgraduate Certificate in Systemic Vasculitis** have been developed by the different experts of this course, with a clear purpose: to ensure that our students acquire each and every one of the necessary skills to become a true expert in this field. Knowledge that will enable you to respond to the needs of patients with SAD, with an approach based on the latest techniques and advances in diagnosis, treatment, and prognosis of these diseases.





“

Specialize effectively in the latest advances related to the treatment of patients with other systemic immune-mediated diseases through a complete and specific syllabus”

Module 1. Systemic Vasculitis

- 1.1. Epidemiology.
- 1.2. Clinical Manifestations
- 1.3. Diagnostic Criteria. Classification Criteria.
- 1.4. Renal Involvement in Systemic Vasculitis.
- 1.5. Pulmonary Involvement in Systemic Vasculitis.
- 1.6. Monitoring Patients with Systemic Vasculitis.
- 1.7. IIM Treatment - I: Conventional Therapy.
- 1.8. IIM Treatment - II: Immunosuppressive Therapy.
- 1.9. SSc Treatment - III: Treatment according to the Organ Affected.
- 1.10. Treating Pulmonary Hypertension in Patients with Systemic Vasculitis.

Module 2. Other Systemic Immune-Mediated Diseases

- 2.1. Variable Vessel Vasculitis: Behçet's Disease I.
- 2.2. Variable Vessel Vasculitis: Behçet's Disease II.

Module 3. Medications in Systemic Autoimmune Diseases

- 3.1. Non-Steroidal Anti-Inflammatory Drugs (NSAIDs).
- 3.2. Antimalarials.
- 3.3. Glucocorticoids.
- 3.4. Immunosuppressants.
- 3.5. Immunoglobulins.
- 3.6. Vasodilators.
- 3.7. Anticoagulants.
- 3.8. Biological Treatments Targeting B.-Lymphocytes.
- 3.9. Biological Treatments Targeting TNF- α .
- 3.10. Other Biological Treatments.





“

*A unique, key, and decisive
Training experience to boost your
professional development”*

05

Methodology

This training program provides you with a different way of learning. Our methodology uses a cyclical learning approach: ***Re-learning***.

This teaching system is used in the most prestigious medical schools in the world, and major publications such as the ***New England Journal of Medicine*** have considered it to be one of the most effective.



“

Discover Re-learning, a system that abandons conventional linear learning, to take you through cyclical teaching systems: a way of learning that has proven to be extremely effective, especially in subjects that require memorization"

At TECH we use the Case Method

In a given situation, what would you do? Throughout the program, you will be presented with multiple simulated clinical cases based on real patients, where you will have to investigate, establish hypotheses and, finally, resolve the situation. There is abundant scientific evidence on the effectiveness of the method. Specialists learn better, faster, and more sustainably over time.

With TECH you can experience a way of learning that is shaking the foundations of traditional universities around the world.



According to Dr. Gervas, the clinical case is the annotated presentation of a patient, or group of patients, which becomes a "case", an example or model that illustrates some peculiar clinical component, either because of its teaching potential or because of its uniqueness or rarity. It is essential that the case is based on current professional life, trying to recreate the real conditions in professional medical practice.

“

Did you know that this method was developed in 1912 at Harvard for law students? The case method consisted of presenting students with real-life, complex situations for them to make decisions and justify their decisions on how to solve them. In 1924, Harvard adopted it as a standard teaching method”

The effectiveness of the method is justified by four fundamental achievements:

1. Students who follow this method not only grasp concepts, but also develop their mental capacity by evaluating real situations and applying their knowledge.
2. The learning process has a clear focus on practical skills that allow the student to better integrate into the real world.
3. Ideas and concepts are understood more efficiently, given that the example situations are based on real-life.
4. Students like to feel that the effort they put into their studies is worthwhile. This then translates into a greater interest in learning and more time dedicated to working on the course.



Re-Learning Methodology

At TECH we enhance the Harvard case method with the best 100% online teaching methodology available: Re-learning.

Our University is the first in the world to combine the study of clinical cases with a 100% online learning system based on repetition, combining a minimum of 8 different elements in each lesson, which represent a real revolution with respect to simply studying and analyzing cases.



The physician will learn through real cases and by solving complex situations in simulated learning environments. These simulations are developed using state-of-the-art software to facilitate immersive learning.

At the forefront of world teaching, the Re-learning method has managed to improve the overall satisfaction levels of professionals who complete their studies, with respect to the quality indicators of the best Spanish-speaking online university (Columbia University).

With this methodology we have trained more than 250,000 physicians with unprecedented success, in all clinical specialties regardless of the surgical load. All this in a highly demanding environment, where the students have a strong socio-economic profile and an average age of 43.5 years.

Re-learning will allow you to learn with less effort and better performance, involving you more in your specialization, developing a critical mindset, defending arguments, and contrasting opinions: a direct equation to success.

In our program, learning is not a linear process, but rather a spiral (we learn, unlearn, forget, and re-learn). Therefore, we combine each of these elements concentrically.

The overall score obtained by our learning system is 8.01, according to the highest international standards.



You will have access to the best educational materials, prepared specifically for you:



Study Material

All the didactic contents are created by the specialists who are going to teach the course, specifically for the course, so that the didactic development is really specific and concrete.

These contents are then applied to the audiovisual format that will create our way of working online, with the latest techniques that allow us to offer you a high quality in each of the pieces that we will put at your service.



Surgical techniques and clinical procedures on video

We bring you closer to the latest techniques, to the latest educational advances, to the forefront of educational news. All this, in first person, with the maximum rigor, explained and detailed for your assimilation and understanding. And best of all, you can watch them as many times as you want.



Interactive Summaries

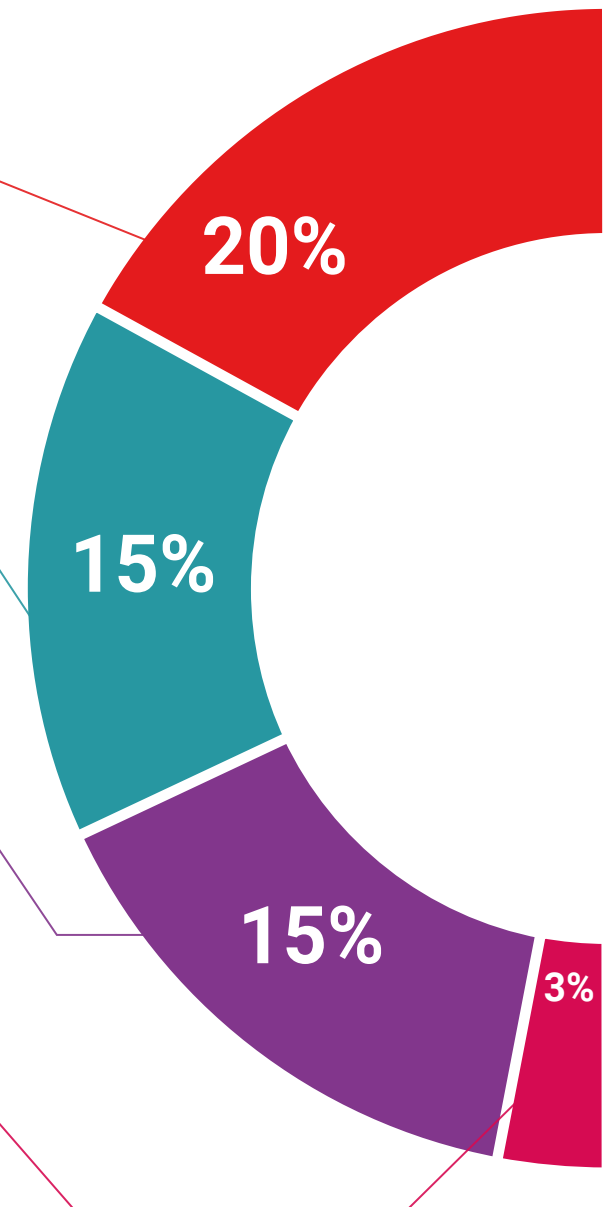
We present the contents attractively and dynamically in multimedia lessons that include audio, videos, images, diagrams, and concept maps in order to reinforce knowledge. This unique training system for presenting multimedia content was awarded by Microsoft as a "European Success Story".

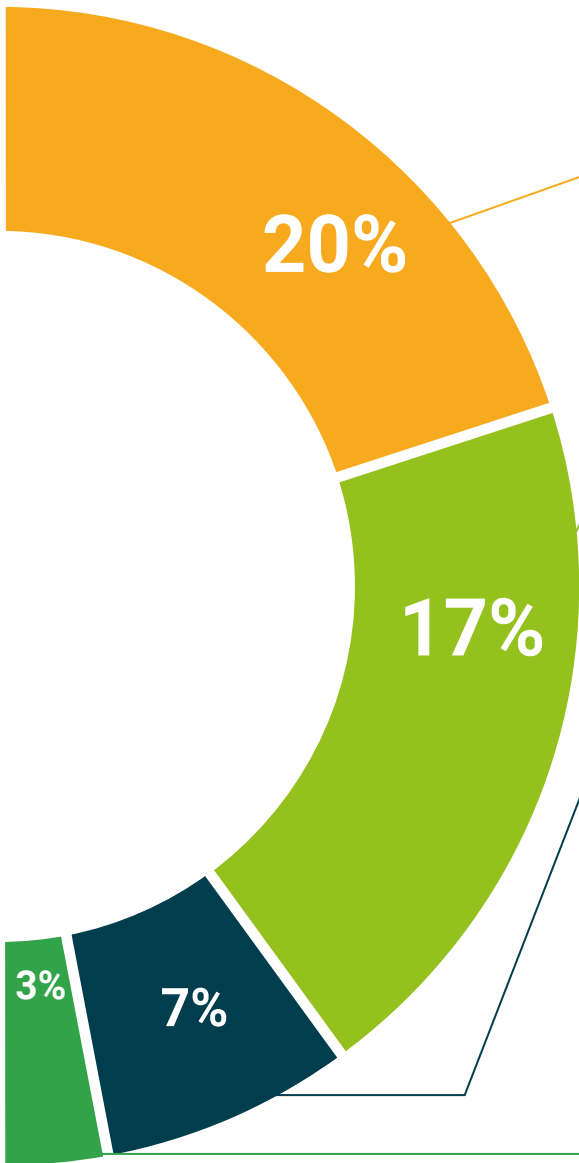


Additional Reading

By participating in this course you will have access to a virtual library where you will be able to complement and keep your training up-to-date with the latest articles on the subject, consensus documents, international guidelines...

An invaluable resource that you will be able to use even when you finish your course with us.





Expert-Led Case Studies and Case Analysis

Effective learning ought to be contextual. Therefore, we will present you with real case developments in which the expert will guide you through focusing on and solving the different situations: a clear and direct way to achieve the highest degree of understanding.



Testing & Re-testing

We periodically evaluate and re-evaluate your knowledge throughout the program through assessment and self-assessment activities and exercises: so that you can see how you are achieving your goals.



Learning from an expert

Observing an expert performing a task is the most effective way of learning. It is called Learning from an expert: a proven way to reinforce knowledge and recall what has been learned. Therefore, in our courses we include this type of learning through master classes.

There is scientific evidence suggesting that observing third-party experts can be useful. Learning from an expert strengthens knowledge and recall, and generates confidence in our future difficult decisions



Quick Action Guides

We offer you the most relevant contents of the course in the form of worksheets or quick action guides. A synthetic, practical, and effective way to help you progress in your learning.



06

Certificate

Through a different and stimulating learning experience, you will be able to acquire the necessary skills to take a big step in your training. An opportunity to progress, with the support and monitoring of a modern and specialized university, which will propel you to another professional level.



“

Include in your training the skills of an Postgraduate Certificate in Systemic Vasculitis: a high-quality added value for any medical professional"

This program will allow you to obtain your **Postgraduate Certificate in Systemic Vasculitis** endorsed by **TECH Global University**, the world's largest online university.

TECH Global University is an official European University publicly recognized by the Government of Andorra (*official bulletin*). Andorra is part of the European Higher Education Area (EHEA) since 2003. The EHEA is an initiative promoted by the European Union that aims to organize the international training framework and harmonize the higher education systems of the member countries of this space. The project promotes common values, the implementation of collaborative tools and strengthening its quality assurance mechanisms to enhance collaboration and mobility among students, researchers and academics.

This **TECH Global University** title is a European program of continuing education and professional updating that guarantees the acquisition of competencies in its area of knowledge, providing a high curricular value to the student who completes the program.

Title: **Postgraduate Certificate in Systemic Vasculitis**

Modality: **online**

Duration: **12 weeks**

Accreditation: **12 ECTS**



*Apostille Convention. In the event that the student wishes to have their paper diploma issued with an apostille, TECH Global University will make the necessary arrangements to obtain it, at an additional cost.



Postgraduate Certificate Systemic Vasculitis

- » Modality: online
- » Duration: 6 weeks
- » Certificate: Tech Global University
- » Credits: 6 ECTS
- » Schedule: at your own pace
- » Exams: online

Postgraduate Certificate Systemic Vasculitis

