

Postgraduate Certificate

Systemic Breast Cancer Therapy



Postgraduate Certificate Systemic Breast Cancer Therapy

- » Modality: online
- » Duration: 6 weeks
- » Certificate: TECH Global University
- » Credits: 6 ECTS
- » Schedule: at your own pace
- » Exams: online

Website: www.techtute.com/us/medicine/postgraduate-certificate/systemic-breast-cancer-therapy

Index

01

Introduction

p. 4

02

Objectives

p. 8

03

Course Management

p. 12

04

Structure and Content

p. 16

05

Methodology

p. 20

06

Certificate

p. 28

01

Introduction

Within the multimodal effort leading to oncologic disease control and patient rehabilitation, Systemic Therapy is the basis for complete elimination, when possible, reduction or residual elimination of tumor disease.

This **Postgraduate Certificate** will efficiently introduce you to the knowledge and skills of this type of oncology, bringing all its benefits to clinical practice.



A hand holding a medical ultrasound probe against a patient's arm. The background is a blurred clinical setting with white curtains. The image is split diagonally by a blue and white geometric shape.

“

The latest scientific, medical and healthcare advances in Systemic Breast Cancer Therapy, compiled in a comprehensive, high-performance Postgraduate Certificate”

Since the 1960s, when this Systemic Therapy, then based on cytotoxic drugs, has been in clinical use and adjusted to the difficult balance between toxicity and efficacy, systemic therapy has evolved towards specificity thanks to the knowledge of the intrinsic nature of breast cancer. Such effective weapons as hormone therapy, molecular therapies or targets and immunotherapy are introduced.

The goal of systemic therapy remains to reduce locoregional disease to allow complete resection or resection-sterilization of locoregional disease but, above all, to eliminate every last residual, cantoned or circulating cell.

Today, we know that the essential characteristic of breast cancer and cancer is its heterogeneity. It is certain that, except in exceptional cases, we will not find a molecular or simply therapeutic target that will eliminate advanced oncological disease; in early stages and in common cases, the frequency of this cancer allows it to be treated with great success empirically, with protocolized therapeutic lines. In advanced disease, even non-metastatic, and in situations of poor response to empirical treatment, the clinical trial is chosen, where conceptually effective drugs, with a correct creation methodology, offer the patient an opportunity in the last phases of the clinical and pharmacological adjustment of a pharmaceutical product. But also, the attempt of exhaustive molecular knowledge of the tumor and occasionally of the patient, by means of mutational and gene expression studies, aims to find a systemic therapy tailored to solve the situation, this would be the so-called n1 trial or one patient trial.

Both philosophies must, in the coming years, be coupled, but today they already teach us that the solution will be, for the time being, combined, with the joint action of effective chemotherapy, target drugs and immunotherapy. Knowledge of this therapeutic arsenal, its pharmacology, toxicity and cost-effectiveness, is essential for a specialist in Mastology.

This **Postgraduate Certificate in Systemic Breast Cancer Therapy** contains the most complete and updated scientific program on the market. The most important features of the program include:

- ◆ Graphic, schematic, and highly practical contents.
- ◆ The latest developments and cutting-edge advances in this area
- ◆ Practical exercises where the self-evaluation process can be carried out to improve learning.
- ◆ Innovative and highly efficient methodologies
- ◆ Theoretical lessons, questions to the expert, debate forums on controversial topics, and individual reflection assignments.
- ◆ Content that is accessible from any fixed or portable device with an Internet connection.



Improve the quality of care for your patients with this highly scientifically rigorous specialization"

“

The latest advances in the area of Systemic Breast Cancer Therapy compiled in a highly efficient preparatory Postgraduate Certificate, which will optimize your effort with the best results”

This Postgraduate Certificate is focused on the practical application of the theoretical concepts that are taught. Through the most effective teaching systems, proven methods imported from the most prestigious universities in the world, you will be able to acquire new knowledge in a practical way. In this way, we strive to convert your efforts into real and immediate skills.

Our online system is another of the strengths of our training course. With an interactive platform that has the advantages of the latest technological developments, we put the most interactive digital tools at your service. In this way we can offer you a totally adaptable way of learning for your own specific needs, so you can combine this specialization perfectly with your personal and professional life.

A unique Postgraduate Certificate that perfectly combines preparatory intensity with the most innovative knowledge and techniques in the sector, with the flexibility that the working professional needs.

A program designed to allow you to implement the knowledge that you acquire almost immediately in your daily practice.



02 Objectives

The objective of this **Postgraduate Certificate in Systemic Breast Cancer Therapy** is to offer medical professionals a comprehensive pathway to acquire advanced knowledge, competencies and skills for routine clinical practice, or to update on the latest developments in this area of intervention. A practical and effective way to keep you at the forefront of a constantly evolving profession.





“

Our goal is simple: to help you get the most complete update in new techniques and advances in Mastology and Breast Cancer in a Postgraduate Certificate fully compatible with your work and personal obligations”



General Objectives

- ◆ Gain knowledge of all concepts of embryology, anatomy, physiology and genetics applicable to the breast.
- ◆ Gain knowledge of the natural history of breast cancer and its biological aspects.
- ◆ Learn about early diagnostics techniques and breast pathology.
- ◆ Gain knowledge of all the multidisciplinary teams and platforms related to Mastology.
- ◆ Gain knowledge of the different histological types of benign and malignant tumors.
- ◆ Gain knowledge of how to deal with special situations in breast cancer.
- ◆ Establish a series of alternatives for the management of benign breast pathology.
- ◆ Gain knowledge of the surgical treatment of breast cancer.
- ◆ Gain knowledge of the preoperative and postoperative care related to breast pathology.
- ◆ Apply prophylactic medical treatment of breast cancer.
- ◆ Learn how to deal with chemotherapy treatments in mammary carcinoma.
- ◆ Gain knowledge of the different immunotherapies and support therapies.
- ◆ Apply the different appropriate molecular techniques in each specific clinical case.
- ◆ Gain understanding of the provision of tools to deal with poor response and relapse situations.
- ◆ Learn how to deal with metastatic breast cancer.
- ◆ Gain knowledge of the aspects related to the research and clinical trials in breast pathology.
- ◆ Gain knowledge of the associations and support groups available to patients.





“

Don't miss the opportunity and get up to date on the latest developments in Systemic Breast Cancer Therapy to incorporate them into your daily medical practice”

03

Course Management

This comprehensive **Postgraduate Certificate** is taught by specialists in this area of work. Trained in different fields of clinical care and practice, all of them are experienced in teaching and research. They have the necessary management knowledge to provide a broad, systematic and realistic vision within the complexity of this area. This group of experts will accompany you throughout the training, making their real and updated experience available to you.





“

We offer you a unique opportunity to prepare yourself by the hand of an exceptional teaching staff trained by internationally recognized specialists”

International Guest Director

Dr. Nour Abuhadra is a leading international medical oncologist, recognized for her expertise and significant contributions in the field of Breast Cancer. As such, she has held important and highly responsible roles at Memorial Sloan Kettering Cancer Center (MSK), in New York, as Director of the Rare Breast Cancer Program, and also as Co-Director of the Triple Negative Breast Cancer Clinical Research Program. Indeed, her role at MSK, one of the world's leading cancer centers, has underscored her commitment to research and treatment of the most complex types of this condition.

A Doctor of Medicine from Weill Cornell Medical College in Qatar, she has had the opportunity to collaborate with thought leaders at MD Anderson Cancer Center, which has allowed her to broaden her knowledge and skills in Breast Oncology. This has significantly influenced her approach to clinical research, which has led her to focus on the development of predictive and prognostic biomarker models, particularly in Triple Negative Breast Cancer.

She has authored numerous scientific publications and has contributed significantly to the understanding of the mechanisms and treatments of Breast Cancer. In addition, her research has ranged from the identification of biomarkers to the classification of the tumor immune microenvironment to improve the use of immunotherapy.

Throughout her career, Dr. Nour Abuhadra has also been the recipient of numerous awards and recognitions, including the Conquest of Cancer Career Development Award from the American Society of Clinical Oncology (ASCO) and the Conquest of Cancer Foundation Award of Merit, also from ASCO. She has also been recognized by the American Association for Cancer Research (AACR) with the Associate Member Award.



Dr. Abuhadra, Nour

- Director of the Rare Breast Cancer Program at MSK, New York, United States
- Co-Director of the Triple Negative Breast Cancer Clinical Research Program at
- Memorial Sloan Kettering Cancer Center (MSK), New York
- Physician at MD Anderson Cancer Center, Texas
- Breast Cancer Specialist at the Cleveland Clinic Foundation, Ohio
- Doctor of Medicine from Weill Cornell Medicine, Qatar, Cornell University
- Awards:
 - Career Development Award in Conquest of Cancer, ASCO (2023)
 - Conquest of Cancer Foundation Merit Award, ASCO (2019-2021)
 - Associate Member Award, AACR (2020)
- Member of:
 - American Association for Cancer Research (AACR)

“

Thanks to TECH, you will be able to learn with the best professionals in the world”

Management



Dr. Muñoz Madero, Vicente

- ♦ PhD in Medicine and Surgery, from the Complutense University of Madrid with Outstanding Cum Laude Qualification.
- ♦ Postgraduate Degree: Audit of our 5-year experience in the surgical treatment of breast cancer: In search of a quality guide
- ♦ Specialization: European Board of Oncologic Surgery Qualification
- ♦ More than 25 courses and seminars of medical and scientific specialization in surgery and oncology at the best institutions in the world.
- ♦ Numerous publications, research and presentations of international relevance in the medical and research fields in oncology, surgery and breast oncology.

Professors

Dr. Luis Borobia Melero

- ♦ Degree in Medicine and Surgery from the Faculty of Medicine from the University of Zaragoza (1968-74).
- ♦ PhD in Medicine and Surgery from the Complutense University of Madrid (1987).

Dr. Beatriz Muñoz Jiménez

- ♦ Resident Intern of General and Digestive System Surgery. Observership - Foregut Surgery Service (Dr SR DeMeester).

Dr. Paula Muñoz Muñoz

- ♦ Degree in Medicine, Resident Intern of General and Digestive System Surgery of 5th year in the Ramón y Cajal Hospital (Madrid).

Dr. Jara Hernández Gutiérrez

- ♦ RMI in General and Digestive System Surgery Department. Toledo Hospital Complex - Castilla-La-Mancha Health Service.

Dr. D. Ignacio García Marirrodiga

- ♦ Degree in Medicine and Surgery from the Autonomous University of Madrid (1995)
- ♦ Specialist in General and Digestive System Surgery(2008). Registered in Madrid.

Dr. D. Juan Ruiz Martín

- ♦ PhD in Medicine since 2008, developed his diagnostic practice as a Pathologist in Toledo Hospital Complex. Head of Breast Pathology Department.

Dr. D. Luis M. Benito Moreno

- ♦ Radiologist. Head of Breast Interventional Radiology Section for more than ten years at the Central de la Defensa "Gómez Ulla" Hospital in Madrid.
- ♦ Clinical Professor of the Faculty of Medicine at Alcalá de Henares University and Coordinator of Breast Screening Program of the Autonomous Community of Madrid. Expert in International Cooperation in Cancer.

Ana María González Ageitos

- ♦ Attending Oncology Physician, HVS Hospital Complex, Toledo.

Dr. Escarlata López

- ♦ Chief Medical Officer (CMO) of GenesisCare-Spain. Member of the Spanish National Commission of the Specialty. Accredited by the Health Quality Agency of the Andalusian Health Service (SAS) as an Expert in Radiation Oncology.

Dr. Graciela García

- ♦ Degree in Medicine and Surgery from the Medical University of Oviedo.

Dr. Ana Serradilla

- ♦ Degree in Medicine and General Surgery. Specialist in Oncology Radiotherapy.
- ♦ Postgraduate Doctorate Courses.
- ♦ Obtaining Research Sufficiency

Dr. Álvaro Flores Sánchez

- ♦ Specialist in Oncology Radiotherapy.

Rodrigo Martínez, Ana Belén

- ♦ Responsible for national project coordination, scientific support and marketing (publications) and operations at OncoDNA-BioSequence.
- ♦ Degree in Biotechnology
- ♦ Master's Degree in Clinical Trials and Clinical Research Associate (CRA) in OncoDNA-BioSequence.
- ♦ Expert in Molecular Biology, Genetics and Microbiology, she has worked in specialized laboratories both in the molecular diagnostics department and in the R+D department developing new diagnostic kits and genetic tests.
- ♦ Project management in research and development, oncology and laboratory work.

Dr. Martín López, Irene

- ♦ Clinical Research Associate Trainee en OncoDNA-BioSequence.
- ♦ Biotechnology Graduate.
- ♦ Master's Degree in Biomedicine and Molecular Oncology.
- ♦ Master's Degree in Management and Monitoring of Clinical Trials.
- ♦ Expert in the scientific-technical field and clinical research project management in oncology, genetic and molecular biology.
- ♦ Has worked as a scientific-technical coordinator in a company specializing in genetic and molecular diagnostic services and products, and as a Science Research Intern in a Molecular Medicine Laboratory.

04

Structure and Content

The structure of the contents has been designed by a team of professionals, aware of the relevance of current specialization in order to advance in the labor market with security and competitiveness, and to practice your profession with the excellence that only the best training allows.



“

This innovative Postgraduate Certificate in Systemic Breast Cancer Therapy contains the most complete and up-to-date scientific program on the market”

Module 1. Systemic Therapy in Breast Cancer

- 1.1. Cellular Cycle, Oncogenesis and Pharmacogenomics in Breast Cancer
 - 1.2. Pharmokinetics and Tumor Response
 - 1.3. Hormone Therapy
 - 1.3.1. Basics of Hormone Therapy
 - 1.3.2. Drugs Used
 - 1.3.2.1. Selective Estrogen Receptor Modulators
 - 1.3.2.2. GnRH Analogs
 - 1.3.2.3. Aromatase Inhibitors
 - 1.3.2.4. Antiestrogens
 - 1.3.2.5. Antiprogesterones
 - 1.3.2.6. Antiandrogens
 - 1.3.3. Prophylactic
 - 1.3.3.1. Indications
 - 1.3.3.2. Drugs Used
 - 1.3.3.2.1. Tamoxifen
 - 1.3.3.2.2. Raloxifen
 - 1.3.3.2.3. Others.
 - 1.3.3.2.3.1. Retinoids
 - 1.3.3.2.3.2. Cyclooxygenase Inhibitors
 - 1.3.3.2.3.3. Phytoestrogens
 - 1.3.3.2.3.4. Statins
 - 1.3.3.2.3.5. Tibolone
 - 1.3.3.2.3.6. LHRH Analogs
 - 1.3.3.2.3.7. Bisphosphonates
 - 1.3.3.2.3.8. Calcium
 - 1.3.3.2.3.9. Selenium
 - 1.3.3.2.3.10. Vitamin D and E
 - 1.3.3.2.3.11. Lapatinib
 - 1.3.3.2.3.12. Metformin
 - 1.3.4. Adjuvant
 - 1.3.4.1. Indications
 - 1.3.4.2. Duration.
 - 1.3.4.3. Early Disease
 - 1.3.4.3.1. Tamoxifen
 - 1.3.4.3.2. Aromatase Inhibitors
 - 1.3.4.3.3. LHRH Analogs
 - 1.3.4.4. Advanced Disease
 - 1.3.4.4.1. Tamoxifen
 - 1.3.4.4.2. Aromatase Inhibitors
 - 1.3.4.4.3. LHRH Analogs and Surgical Castration
 - 1.3.4.4.4. Cyclin 4-6 Inhibitors
 - 1.3.5. Neoadjuvant.
 - 1.3.5.1. Indications
 - 1.3.5.2. Schemes
 - 1.3.5.3. Duration.
- 1.4. Chemotherapy General Concepts
 - 1.4.1. Basics of Chemotherapy
 - 1.4.1.1. Importance of Dosis
 - 1.4.1.2. Resistance to Chemotherapy
 - 1.4.2. Drugs Used
- 1.5. First Line
 - 1.5.1. Anthracyclines
 - 1.5.2. Taxanes
 - 1.5.3. Paclitaxel
 - 1.5.4. Nab-Paclitaxel
 - 1.5.5. Docetaxel
 - 1.5.6. Others.
 - 1.5.6.1. Other Lines



- 1.6. Adjuvant
 - 1.6.1. Early Disease
 - 1.6.1.1. Schemes
 - 1.6.2. Advanced Disease
 - 1.6.2.1. Indications
 - 1.6.2.2. Schemes
 - 1.6.3. Neoadjuvant.
 - 1.6.3.1. Indications and Schemes
- 1.7. Target Therapies
 - 1.7.1. Drugs Used
 - 1.7.1.1. Anti Her2
 - 1.7.1.2. Anti Angiogenics
 - 1.7.1.3. mTor Inhibitors
 - 1.7.1.4. Cyclin Inhibitor
 - 1.7.1.5. Tyrosine Kinase Inhibitor
 - 1.7.2. Adjuvant
 - 1.7.2.1. Indications
 - 1.7.2.2. Schemes
 - 1.7.3. Neoadjuvant.
 - 1.7.3.1. Indications
 - 1.7.3.2. Schemes
- 1.8. Immunotherapy
- 1.9. Support Therapies
 - 1.9.1. Colony Stimulators
 - 1.9.2. Antiemetics
 - 1.9.3. Heart Protectors
 - 1.9.4. Anti-alopecia
- 1.10. Complications
 - 1.10.1. Infection in the Neutropenic Patient
 - 1.10.2. Fungal and Viral Infections in Patients During Chemotherapy
 - 1.10.3. Endocrine and Metabolic Complications in Patients During Chemotherapy
 - 1.10.4. Emergency Oncology

05

Methodology

This training provides you with a different way of learning. Our methodology uses a cyclical learning approach: ***Re-learning***.

This teaching system is used in the most prestigious medical schools in the world, and major publications such as the ***New England Journal of Medicine*** have considered it to be one of the most effective.



“

Discover Re-learning, a system that abandons conventional linear learning, to take you through cyclical teaching systems: a way of learning that has proven to be extremely effective, especially in subjects that require memorization"

At TECH we use the Case Method

In a given situation, what would you do? Throughout the program, you will be presented with multiple simulated clinical cases based on real patients, where you will have to investigate, establish hypotheses and, finally, resolve the situation. There is abundant scientific evidence on the effectiveness of the method. Specialists learn better, faster, and more sustainably over time.

With TECH you can experience a way of learning that is shaking the foundations of traditional universities around the world.



According to Dr. Gervas, the clinical case is the annotated presentation of a patient, or group of patients, which becomes a "case", an example or model that illustrates some peculiar clinical component, either because of its teaching potential or because of its uniqueness or rarity. It is essential that the case is based on current professional life, trying to recreate the real conditions in the physician's professional practice.

“

Did you know that this method was developed in 1912 at Harvard for law students? The case method consisted of presenting students with real-life, complex situations for them to make decisions and justify their decisions on how to solve them. In 1924, Harvard adopted it as a standard teaching method”

The effectiveness of the method is justified by four fundamental achievements:

1. Students who follow this method not only grasp concepts, but also develop their mental capacity by evaluating real situations and applying their knowledge.
2. The learning process has a clear focus on practical skills that allow the student to better integrate into the real world.
3. Ideas and concepts are understood more efficiently, given that the example situations are based on real-life.
4. Students like to feel that the effort they put into their studies is worthwhile. This then translates into a greater interest in learning and more time dedicated to working on the course.



Re-Learning Methodology

At TECH we enhance the Harvard case method with the best 100% online teaching methodology available: Re-learning.

Our University is the first in the world to combine the study of clinical cases with a 100% online learning system based on repetition, combining a minimum of 8 different elements in each lesson, which represent a real revolution with respect to simply studying and analyzing cases.

The physician will learn through real cases and by solving complex situations in simulated learning environments. These simulations are developed using state-of-the-art software to facilitate immersive learning.



At the forefront of world teaching, the Re-learning method has managed to improve the overall satisfaction levels of professionals who complete their studies, with respect to the quality indicators of the best Spanish-speaking online university (Columbia University).

With this methodology we have trained more than 250,000 physicians with unprecedented success, in all clinical specialties regardless of the surgical load. All this in a highly demanding environment, where the students have a strong socio-economic profile and an average age of 43.5 years.


Re-learning will allow you to learn with less effort and better performance, involving you more in your training, developing a critical mindset, defending arguments, and contrasting opinions: a direct equation to success.

In our program, learning is not a linear process, but rather a spiral (we learn, unlearn, forget, and re-learn). Therefore, we combine each of these elements concentrically.

The overall score obtained by our learning system is 8.01, according to the highest international standards.



In this program you will have access to the best educational material, prepared with you in mind:



Study Material

All teaching material is produced by the specialists who teach the course, specifically for the course, so that the teaching content is highly specific and precise.

This content is then adapted in an audiovisual format that will create our way of working online, with the latest techniques that allow us to offer you high quality in all of the material that we provide you with.



Latest Techniques and Procedures on Video

We introduce you to the latest techniques, to the latest educational advances, to the forefront of current medical techniques. All this, in first person, with the maximum rigor, explained and detailed for your assimilation and understanding. And best of all, you can watch them as many times as you want.



Interactive Summaries

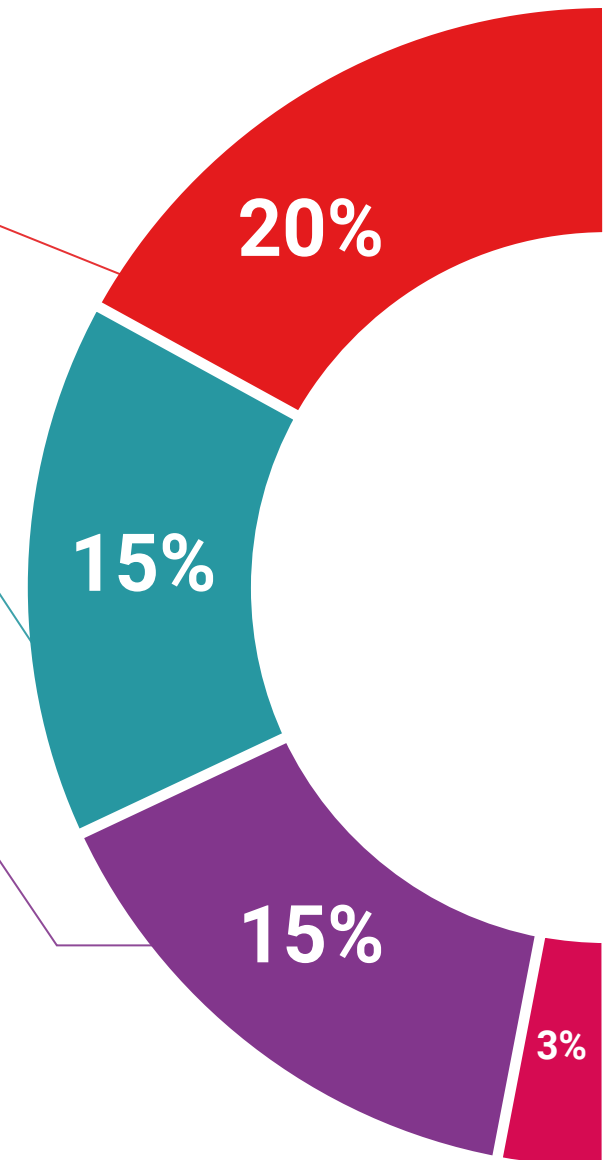
We present the contents attractively and dynamically in multimedia lessons that include audio, videos, images, diagrams, and concept maps in order to reinforce knowledge.

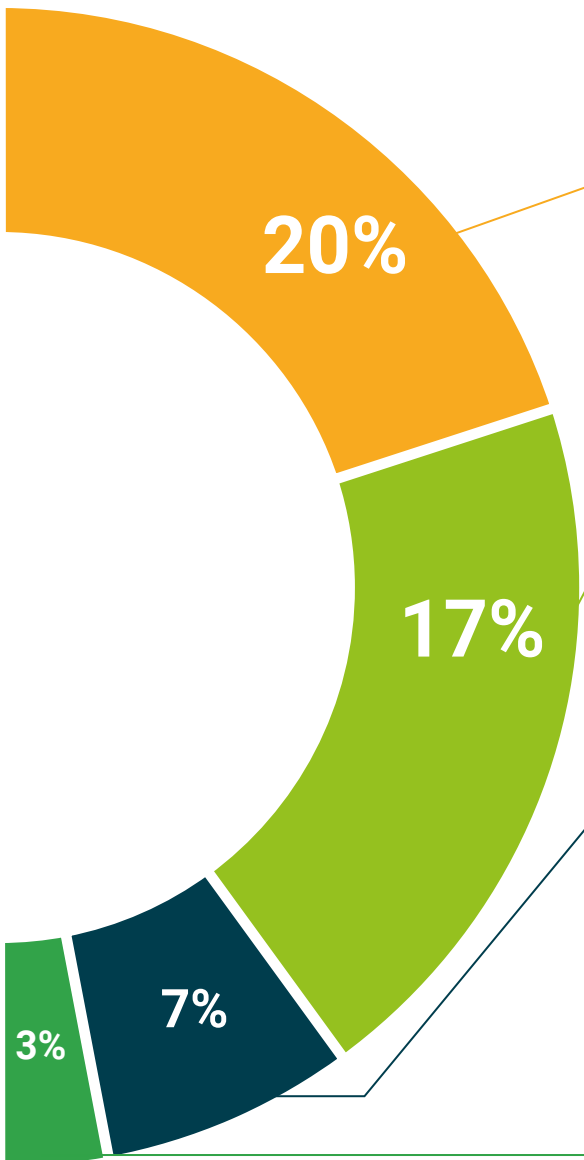
This unique multimedia content presentation training system was awarded by Microsoft as a "European Success Story".



Additional Reading

Recent articles, consensus documents, international guides. in our virtual library you will have access to everything you need to complete your training.





Expert-Led Case Studies and Case Analysis

Effective learning ought to be contextual. Therefore, we will present you with real case developments in which the expert will guide you through focusing on and solving the different situations: a clear and direct way to achieve the highest degree of understanding.



Testing & Re-testing

We periodically evaluate and re-evaluate your knowledge throughout the program, through assessment and self-assessment activities and exercises: so that you can see how you are achieving your goals.



Classes

There is scientific evidence suggesting that observing third-party experts can be useful.

Learning from an expert strengthens knowledge and memory, and generates confidence in our future difficult decisions.



Quick Action Guides

We offer you the most relevant contents of the course in the form of worksheets or quick action guides. A synthetic, practical, and effective way to help you progress in your learning.



06

Certificate

Through a different and stimulating learning experience, you will be able to acquire the necessary skills to take a big step in your training. An opportunity to progress, with the support and monitoring of a modern and specialized university, which will propel you to another professional level.



“

Include in your specialization a Postgraduate Certificate in Systemic Breast Cancer Therapy: a highly qualified added value for any professional in the field of medicine”

This program will allow you to obtain your **Postgraduate Certificate in Systemic Breast Cancer Therapy** endorsed by **TECH Global University**, the world's largest online university.

TECH Global University is an official European University publicly recognized by the Government of Andorra (*official bulletin*). Andorra is part of the European Higher Education Area (EHEA) since 2003. The EHEA is an initiative promoted by the European Union that aims to organize the international training framework and harmonize the higher education systems of the member countries of this space. The project promotes common values, the implementation of collaborative tools and strengthening its quality assurance mechanisms to enhance collaboration and mobility among students, researchers and academics.

This **TECH Global University** title is a European program of continuing education and professional updating that guarantees the acquisition of competencies in its area of knowledge, providing a high curricular value to the student who completes the program.

Title: **Postgraduate Certificate in Systemic Breast Cancer Therapy**

Modality: **online**

Duration: **6 weeks**

Accreditation: **6 ECTS**



*Apostille Convention. In the event that the student wishes to have their paper diploma issued with an apostille, TECH Global University will make the necessary arrangements to obtain it, at an additional cost.

future
health confidence people
education information tutors
guarantee accreditation teaching
institutions technology learning
community commitment
personalized service innovation
knowledge present
online training
development language
virtual classroom



Postgraduate Certificate Systemic Breast Cancer Therapy

- » Modality: online
- » Duration: 6 weeks
- » Certificate: TECH Global University
- » Credits: 6 ECTS
- » Schedule: at your own pace
- » Exams: online

Postgraduate Certificate

Systemic Breast Cancer Therapy

