

# Postgraduate Certificate Skin Cancer Treatments





## Postgraduate Certificate Skin Cancer Treatments

- » Modality: online
- » Duration: 6 weeks
- » Certificate: TECH Global University
- » Accreditation: 6 ECTS
- » Schedule: at your own pace
- » Exams: online

Website: [www.techtitute.com/us/medicine/postgraduate-certificate/skin-cancer-treatments](http://www.techtitute.com/us/medicine/postgraduate-certificate/skin-cancer-treatments)

# Index

01

Introduction

---

*p. 4*

02

Objectives

---

*p. 8*

03

Course Management

---

*p. 12*

04

Structure and Content

---

*p. 18*

05

Study Methodology

---

*p. 22*

06

Certificate

---

*p. 30*

# 01

# Introduction

Medicine is moving forward rapidly and more diagnostic and therapeutic strategies are being used in the different specialties. In this sense, given the very high incidence of Cancer, many of these lines of research are focused on this pathology. However, TECH has selected for the development of this program the study of Skin Cancer, so that specialists can be updated on all developments related to its therapeutics. This is a 100% online program through which they can delve into the different treatment techniques and the advances that have occurred in each of them. All through 180 hours of the best theoretical, practical and additional content elaborated by the best experts in Dermatology, Oncology and Radiotherapy.





“

*Curettage, electrodesiccation... With this Postgraduate Certificate you will delve into the innovations of the most effective treatments for the management of Skin Cancer”*

Skin Cancer is the most common cancer in many countries such as the United States, where the incidence affects one in five citizens. It is a pathology that has been deeply studied for decades, allowing experts to develop increasingly effective preventive, diagnostic and therapeutic guidelines, focused on the different types that have been identified so far. All this has served as an advantage for medical specialists to approach patients suffering from this disease in a more positive way, considerably reducing the figures associated with metastasis and, above all, death.

For this reason, constant updating has become an indispensable task for professionals in this sector. And in order to facilitate this update, TECH and its team of experts in Oncology, Dermatology and Radiotherapy have designed this Postgraduate Certificate in Skin Cancer Treatments. This is a 6-week academic experience during which graduates will be able to address the latest advances in oncological therapeutics associated with the skin. They will learn in detail about the latest developments in curettage and electrodesiccation, electrocoagulation, cryotherapy, wide excision, micrographic surgery... In addition, they will work on perfecting their medical skills for the application of each of them.

All in a 100% online way through 180 hours of the best theoretical, practical and additional content, the latter presented in various formats. In addition, they will have the support of a teaching team widely specialized in this subject, which will be at their disposal to answer any questions that may arise during the course of the program. This way, they will be able to opt for an intensive, complete and exhaustive upgrade of their medical practice without the need to attend classes in person or to adapt to restricted schedules, but at their own pace and with the endorsement of the largest medical school in the world.

This **Postgraduate Certificate in Skin Cancer Treatments** contains the most complete and up-to-date scientific program on the market. The most important features include:

- The development of case studies presented by experts in Oncology, Dermatology and Radiotherapy
- The graphic, schematic and eminently practical contents with which it is conceived gather scientific and practical information on those disciplines that are indispensable for professional practice
- Practical exercises where self-assessment can be used to improve learning.
- Its special emphasis on innovative methodologies
- Theoretical lessons, questions to the expert, debate forums on controversial topics, and individual reflection assignments
- Content that is accessible from any fixed or portable device with an Internet connection



*The program includes real clinical cases so you can put into practice your medical skills in the diagnosis and treatment of Skin Cancer"*

“

*The program includes 180 hours of diverse content, including in-focus videos, images and research articles for you to expand on each section in a personalized way"*


The program's teaching staff includes professionals from the sector who contribute their work experience to this program, as well as renowned specialists from leading societies and prestigious universities.

The multimedia content, developed with the latest educational technology, will provide the professional with situated and contextual learning, i.e., a simulated environment that will provide immersive education programmed to learn in real situations.

This program is designed around Problem-Based Learning, whereby the professional must try to solve the different professional practice situations that arise during the course. For this purpose, students will be assisted by an innovative interactive video system created by renowned and experienced experts.

*You will delve into the different types of Skin Cancer that exist, as well as the innovations associated with the treatment of each one of them.*

*If your goals include getting up to date on the use of curettage and electrodesiccation, this Postgraduate Certificate is perfect for you.*



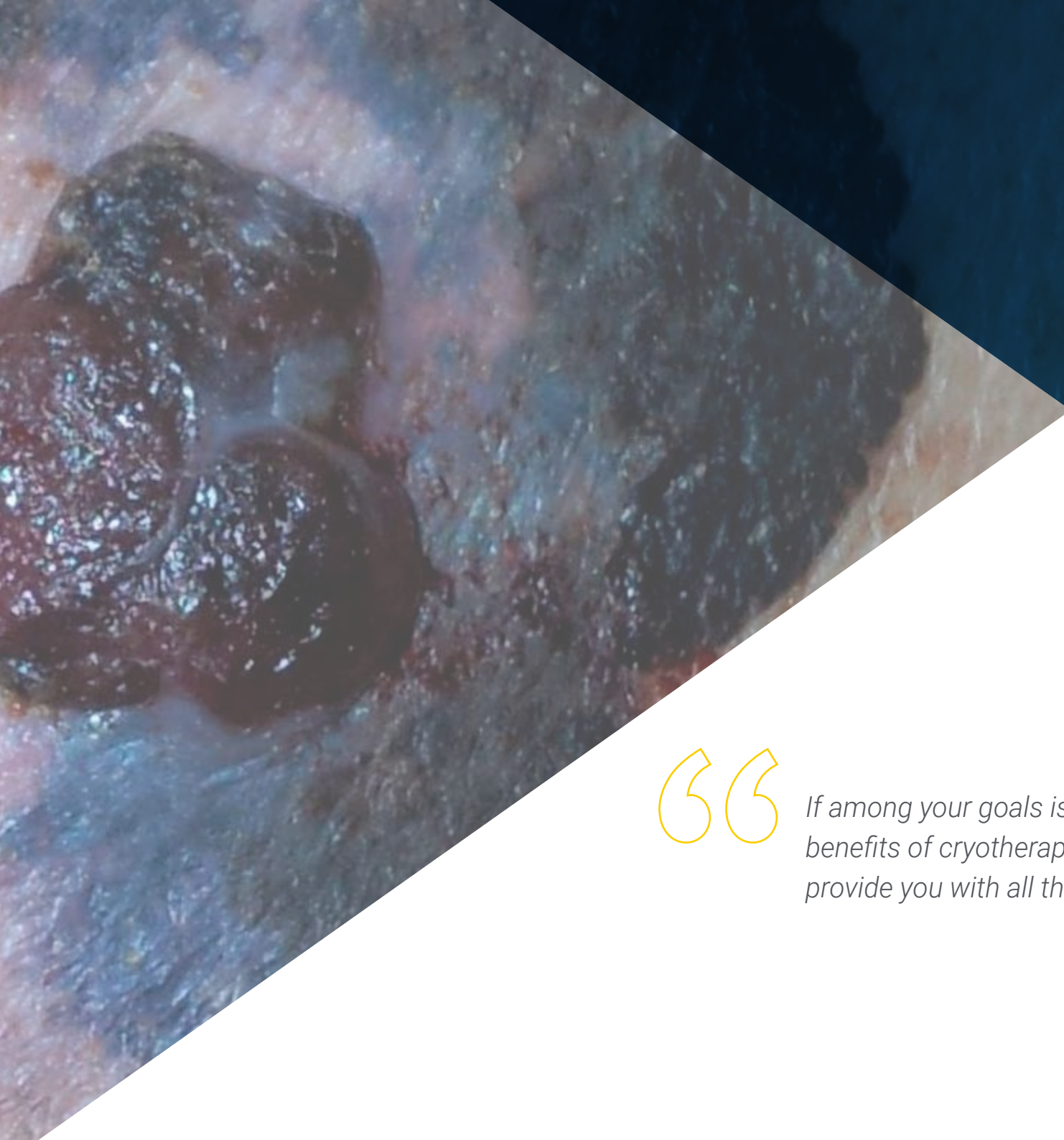
# 02

## Objectives

The design and development of this Postgraduate Certificate has been carried out with the objective to make available to the different medical specialists the information they need to get up to date on advances in the field of Skin Cancer Treatments. Therefore, TECH has compacted in 180 hours all the resources that will facilitate this update, ensuring a complete, dynamic and comprehensive academic experience during the 6 weeks in which the course load is distributed.







“

*If among your goals is to delve into the latest in the benefits of cryotherapy and wide excision, TECH will provide you with all the resources you need to achieve it”*



## General Objectives

---

- Delve into new developments related to surgical treatment options for skin cancer, including wide local excision, Mohs surgery and skin reconstruction
- Provide the graduates with the resources to improve their clinical skills through the resolution of practical cases based on real situations





## Specific Objectives

---

- ♦ Review the principles of radiation therapy in the treatment of Skin Cancer, including the techniques of external beam radiation therapy and brachytherapy
- ♦ Learn the use of topical and photodynamic therapies in the management of precancerous skin lesions and carcinoma in situ
- ♦ Delve into the systemic therapies used in the treatment of advanced melanoma and other subtypes of metastatic skin cancer



*A program designed by and  
for the best specialists in Skin  
Cancer and its treatments”*

03

# Course Management

TECH is aware of the importance of having a teaching team specialized in the area in which the degree is focused. Therefore, for this Postgraduate Certificate has selected a faculty expert in various areas of Medicine, such as Oncology, Radiotherapy and Dermatology. These professionals have not only worked actively in the development of the syllabus and the additional resources included in the Postgraduate Certificate, but they will also be at the graduate's disposal to answer any questions that may arise during the 6 weeks.



“

*The trajectory of the teaching team will help you to implement the most innovative strategies for the treatment of Skin Cancer in your medical practice”*

## International Guest Director

Reinhard Dummer is Deputy Clinical Director of the Department of Dermatology at the University Hospital of Zurich, Switzerland. Recognized as a world leader in Cutaneous Oncology, he directs the Skin Cancer Unit and the Clinical Trials Unit in his department. With initial training in Hematology, he completed his residency in Dermatology in Würzburg, Germany, and in Switzerland. He is also board certified in Allergology, Clinical Immunology, Dermatology and Dermatopathology.

Throughout his career, Dr. Dummer has specialized in the Molecular Biology and Immunotherapy of skin tumors, including Lymphomas and Melanomas. He has published more than a thousand scientific articles, accumulating a very high impact factor in his research publications. Also, as a pioneer in Translational Medicine, he has participated in key studies on inhibitors such as Ipilimumab, and others selective of the BRAF oncogene, such as Vemurafenib. Thanks to these innovations, he and his team have achieved significant advances in the approach to skin metastasis.

In addition, this expert has received awards such as the first Translation Award of the German Cancer Society. The award recognizes Dr. Dummer's ability to quickly apply the results of preclinical research, obtained by other specialists, in his routine clinical practice. In turn, as an advocate of Personalized Medicine, one of his working premises has been to investigate the analysis of individual genetic material to optimize therapeutic benefits and minimize side effects in patients.

On the other hand, the scientist has been president of the Melanoma Project Group of the Swiss Institute for Applied Cancer Research. He is also a member of the German National Academy of Sciences and has been a member of the Board of Directors of the International Society for Melanoma Research and President of the International Cutaneous Lymphoma Society.



## Dr. Dummer, Reinhard

---

- ◆ Deputy Clinical Director, Department of Dermatology, University Hospital of Zurich, Switzerland
- ◆ Head of the Cutaneous Tumor Center, University Hospital of Zurich, Switzerland
- ◆ Professor of Dermatology of the Faculty of Medicine, University of Zurich, Switzerland
- ◆ Attending Physician in Oncology at the University Hospital of the Ruprecht-Karls-University Heidelberg
- ◆ Doctorate at the Faculty of Medicine of the Julius-Maximilians University of Würzburg
- ◆ President of the International Society of Cutaneous Lymphoma (ISCL)
- ◆ Co-founder of the Board of Directors of the European Association of Dermato-Oncology
- ◆ Member of: European Academy of Sciences, European Society of Medical Oncology, Steering Committee of the Melanoma Research Society, Austrian Society of Dermatology and Venereology, German National Academy of Sciences and German Society

“

*Thanks to TECH you will be able to learn with the best professionals in the world"*

## Management



### Dr. Samper, Pilar

- Head of the Radiation Oncology Service at the Rey Juan Carlos University Hospital
- Physician in the Radiation Oncology Fields at the 12 de Octubre University Hospital
- Area Specialist at the Gómez Ulla Central Defense Hospital
- Professor of the University Foundation San Pablo CEU del Ciclo: Senior Technician in Radiotherapy
- Associate Professor in Health Sciences. Department of Medical Specialties. Fields: Radiology and Physical Medicine at the University of Alcalá de Henares
- Professor and honorary tutor of the Department of Medicine, Oncology Area of the Rey Juan Carlos University
- Professor at the Spanish School of Radiation Oncology
- Doctorate in Medicine from the University of Alicante
- Degree in Medicine and Surgery from the University of Alicante
- Member of SEOR, GOECP, URONCOR, GEPT, GICOR, ESTRO





### **Dr. Payano Hernández, Stephanyie**

- Radiation Oncology at the Rey Juan Carlos University Hospital
  - Radiation Oncology, Madrid Sanchinarro University Hospital
  - Area Specialist in the Radiation Oncology Service at Genesis Care
  - Faculty Physician in the Treatment Oncology Service at the Rey Juan Carlos Móstoles University Hospital
  - Professor and honorary tutor of the Department of Medicine, Oncology Area at the Rey Juan Carlos University
  - Professor of the Professional Master's Degree in Arteriovenous Malformation at TECH Global University
- Degree in Medicine by Iberoamerican University  
Member of SEOR, ESTRO, ILROG, ICAPEM

## **Professors**

### **Dr. Payano de Morillo, Gloria Damaris**

- ♦ Emergency physician at Vistahermosa Clinic, HLA group
- ♦ Physician in charge of area at Socio-sanitary Ilunion
- ♦ Physician in charge of area at the Peñas Albas Elderly Residence
- ♦ Auditor of medical accounts and concurrences in the National Health Assurance
- ♦ Expert in Vital Emergency Pathology at the Francisco de Victoria University
- ♦ Expert course in The Professional and Social Skills by the Technical Training Center S.L.
- ♦ Diploma in Health Care Quality Auditing by the National Health Assurance

# 04

# Structure and Content

The design and development of the structure and the content of this Postgraduate Certificate in Skin Cancer Treatments has been the responsibility of the teaching team, which has followed the rigorous guidelines of innovative and completeness that characterize and differentiate TECH. Thanks to this, it has been possible to shape a syllabus according to the current clinical demands, composed of the latest information that graduates will be able to take advantage of to update their practice and improve their skills in the management of the oncological patient.





“

*All the content included in this Postgraduate Certificate can be downloaded to any device with an Internet connection for consultation, even after the 6 weeks of the program”*

## Module 1. Skin Cancer Treatments

- 1.1. Curettage and Electrodesiccation
  - 1.1.1. Analysis of Curettage and Electrodesiccation
  - 1.1.2. Types of Cancer using Curettage and Electrodesiccation
  - 1.1.3. Uses of Curettage and Electrodesiccation to Treat Cancer
  - 1.1.4. Benefits of Curettage and Electrodesiccation
- 1.2. Curettage and Electrocoagulation
  - 1.2.1. Analysis of Curettage and Electrocoagulation
  - 1.2.2. Types of Cancer where Curettage and Electrocoagulation are Used
  - 1.2.3. Uses of Curettage and Electrocoagulation to Treat Cancer
  - 1.2.4. Benefits of Curettage and Electrocoagulation
- 1.3. Cryotherapy Skin Cancer
  - 1.3.1. Analysis of Cryotherapy
  - 1.3.2. Types of Cancer where Cryotherapy is Used
  - 1.3.3. Use of Cryotherapy to Treat Cancer
  - 1.3.4. Benefits of Cryotherapy
- 1.4. Wide Excision
  - 1.4.1. Analysis of Wide Excision
  - 1.4.2. Types of Cancer where Wide Excision is Used
  - 1.4.3. Use of Wide Excision to Treat Cancer
  - 1.4.4. Benefits of Wide Excision
- 1.5. Mohs Micrographic Surgery
  - 1.5.1. Evaluation of Mohs Micrographic Surgery
  - 1.5.2. Indications for Mohs Surgery
  - 1.5.3. Variants of the Technique
  - 1.5.4. Mohs Fixed in Kerosene: "Slow-Mohs"
- 1.6. Biopsy of Sentinel Lymph Node
  - 1.6.1. Sentinel Lymph Node Biopsy Analysis
  - 1.6.2. Mechanism of Lymphatic Metastasis
  - 1.6.3. Sentinel Lymph Node Technique
  - 1.6.4. Detection





- 1.7. Facial Reconstructive
  - 1.7.1. Evaluation of Reconstructive Surgery
  - 1.7.2. Mechanism of Reconstructive Surgery
  - 1.7.3. Reconstructive Surgery Technique
  - 1.7.4. Benefits of Reconstructive Surgery
- 1.8. Photodynamic Therapy
  - 1.8.1. Evaluation of Photodynamic Therapy
  - 1.8.2. Types of Cancer where Photodynamic Therapy is Used
  - 1.8.3. How Photodynamic Therapy is used to Treat Cancer
  - 1.8.4. Benefits of Photodynamic Therapy
- 1.9. Topical Treatments in Cancer
  - 1.9.1. 5-Fluorouracil (5-FU)
  - 1.9.2. Diclofenac (Solaraze)
  - 1.9.3. Ingenol Mebutate (Picato)
  - 1.9.4. Imiquimod (Zyclara)
- 1.10. Lymphadenectomy
  - 1.10.1. What is Lymphadenectomy
  - 1.10.2. Indications
  - 1.10.3. Benefits of Lymphadenectomy
  - 1.10.4. Disadvantages of Lymphadenectomy



*Make a confident choice and enroll now in this Postgraduate Certificate to continue improving and expanding your clinical knowledge with the largest medical school in the world"*

05

# Study Methodology

TECH is the world's first university to combine the case study methodology with Relearning, a 100% online learning system based on guided repetition.

This disruptive pedagogical strategy has been conceived to offer professionals the opportunity to update their knowledge and develop their skills in an intensive and rigorous way. A learning model that places students at the center of the educational process giving them the leading role, adapting to their needs and leaving aside more conventional methodologies.



“

*TECH will prepare you to face new challenges in uncertain environments and achieve success in your career”*

## The student: the priority of all TECH programs


In TECH's study methodology, the student is the main protagonist.

The teaching tools of each program have been selected taking into account the demands of time, availability and academic rigor that, today, not only students demand but also the most competitive positions in the market.

With TECH's asynchronous educational model, it is students who choose the time they dedicate to study, how they decide to establish their routines, and all this from the comfort of the electronic device of their choice. The student will not have to participate in live classes, which in many cases they will not be able to attend. The learning activities will be done when it is convenient for them. They can always decide when and from where they want to study.

“

*At TECH you will NOT have live classes  
(which you might not be able to attend)”*





### The most comprehensive study plans at the international level

TECH is distinguished by offering the most complete academic itineraries on the university scene. This comprehensiveness is achieved through the creation of syllabi that not only cover the essential knowledge, but also the most recent innovations in each area.

By being constantly up to date, these programs allow students to keep up with market changes and acquire the skills most valued by employers. In this way, those who complete their studies at TECH receive a comprehensive education that provides them with a notable competitive advantage to further their careers.

And what's more, they will be able to do so from any device, pc, tablet or smartphone.

“*TECH's model is asynchronous, so it allows you to study with your pc, tablet or your smartphone wherever you want, whenever you want and for as long as you want*”

## Case Studies and Case Method

The case method has been the learning system most used by the world's best business schools. Developed in 1912 so that law students would not only learn the law based on theoretical content, its function was also to present them with real complex situations. In this way, they could make informed decisions and value judgments about how to resolve them. In 1924, Harvard adopted it as a standard teaching method.

With this teaching model, it is students themselves who build their professional competence through strategies such as Learning by Doing or Design Thinking, used by other renowned institutions such as Yale or Stanford.

This action-oriented method will be applied throughout the entire academic itinerary that the student undertakes with TECH. Students will be confronted with multiple real-life situations and will have to integrate knowledge, research, discuss and defend their ideas and decisions. All this with the premise of answering the question of how they would act when facing specific events of complexity in their daily work.



## Relearning Methodology

At TECH, case studies are enhanced with the best 100% online teaching method: Relearning.

This method breaks with traditional teaching techniques to put the student at the center of the equation, providing the best content in different formats. In this way, it manages to review and reiterate the key concepts of each subject and learn to apply them in a real context.

In the same line, and according to multiple scientific researches, reiteration is the best way to learn. For this reason, TECH offers between 8 and 16 repetitions of each key concept within the same lesson, presented in a different way, with the objective of ensuring that the knowledge is completely consolidated during the study process.

*Relearning will allow you to learn with less effort and better performance, involving you more in your specialization, developing a critical mindset, defending arguments, and contrasting opinions: a direct equation to success.*



## A 100% online Virtual Campus with the best teaching resources

In order to apply its methodology effectively, TECH focuses on providing graduates with teaching materials in different formats: texts, interactive videos, illustrations and knowledge maps, among others. All of them are designed by qualified teachers who focus their work on combining real cases with the resolution of complex situations through simulation, the study of contexts applied to each professional career and learning based on repetition, through audios, presentations, animations, images, etc.

The latest scientific evidence in the field of Neuroscience points to the importance of taking into account the place and context where the content is accessed before starting a new learning process. Being able to adjust these variables in a personalized way helps people to remember and store knowledge in the hippocampus to retain it in the long term. This is a model called Neurocognitive context-dependent e-learning that is consciously applied in this university qualification.

In order to facilitate tutor-student contact as much as possible, you will have a wide range of communication possibilities, both in real time and delayed (internal messaging, telephone answering service, email contact with the technical secretary, chat and videoconferences).

Likewise, this very complete Virtual Campus will allow TECH students to organize their study schedules according to their personal availability or work obligations. In this way, they will have global control of the academic content and teaching tools, based on their fast-paced professional update.



*The online study mode of this program will allow you to organize your time and learning pace, adapting it to your schedule”*

### The effectiveness of the method is justified by four fundamental achievements:

1. Students who follow this method not only achieve the assimilation of concepts, but also a development of their mental capacity, through exercises that assess real situations and the application of knowledge.
2. Learning is solidly translated into practical skills that allow the student to better integrate into the real world.
3. Ideas and concepts are understood more efficiently, given that the example situations are based on real-life.
4. Students like to feel that the effort they put into their studies is worthwhile. This then translates into a greater interest in learning and more time dedicated to working on the course.

## The university methodology top-rated by its students

The results of this innovative teaching model can be seen in the overall satisfaction levels of TECH graduates.


The students' assessment of the quality of teaching, quality of materials, course structure and objectives is excellent. Not surprisingly, the institution became the best rated university by its students on the Trustpilot review platform, obtaining a 4.9 out of 5.

*Access the study contents from any device with an Internet connection (computer, tablet, smartphone) thanks to the fact that TECH is at the forefront of technology and teaching.*

*You will be able to learn with the advantages that come with having access to simulated learning environments and the learning by observation approach, that is, Learning from an expert.*



As such, the best educational materials, thoroughly prepared, will be available in this program:



#### Study Material

All teaching material is produced by the specialists who teach the course, specifically for the course, so that the teaching content is highly specific and precise. This content is then adapted in an audiovisual format that will create our way of working online, with the latest techniques that allow us to offer you high quality in all of the material that we provide you with.



#### Practicing Skills and Abilities

You will carry out activities to develop specific competencies and skills in each thematic field. Exercises and activities to acquire and develop the skills and abilities that a specialist needs to develop within the framework of the globalization we live in.



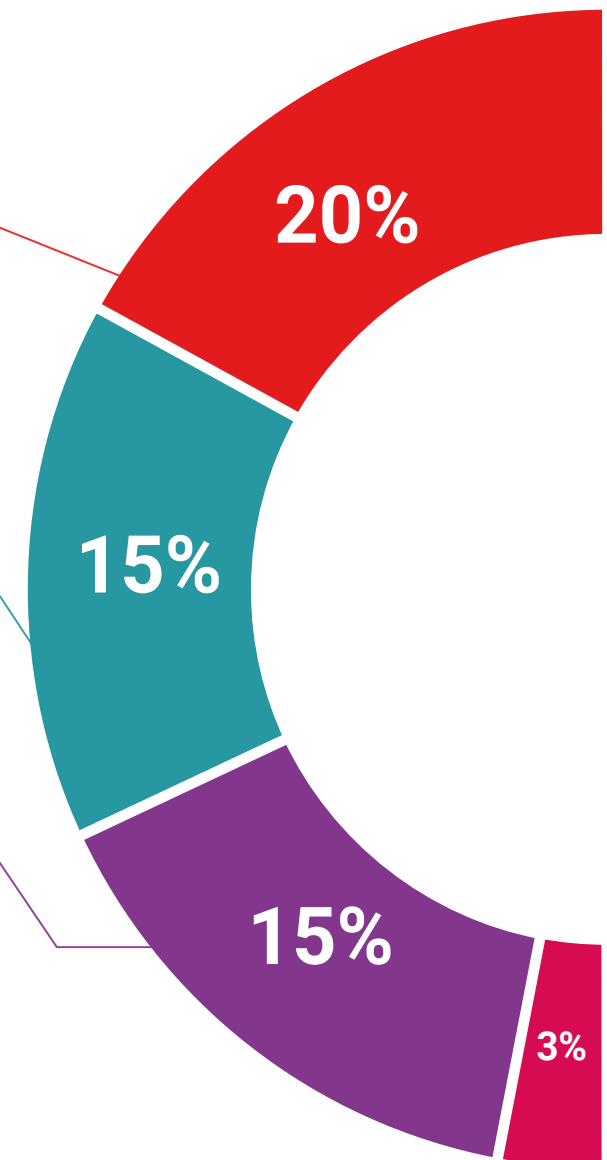
#### Interactive Summaries

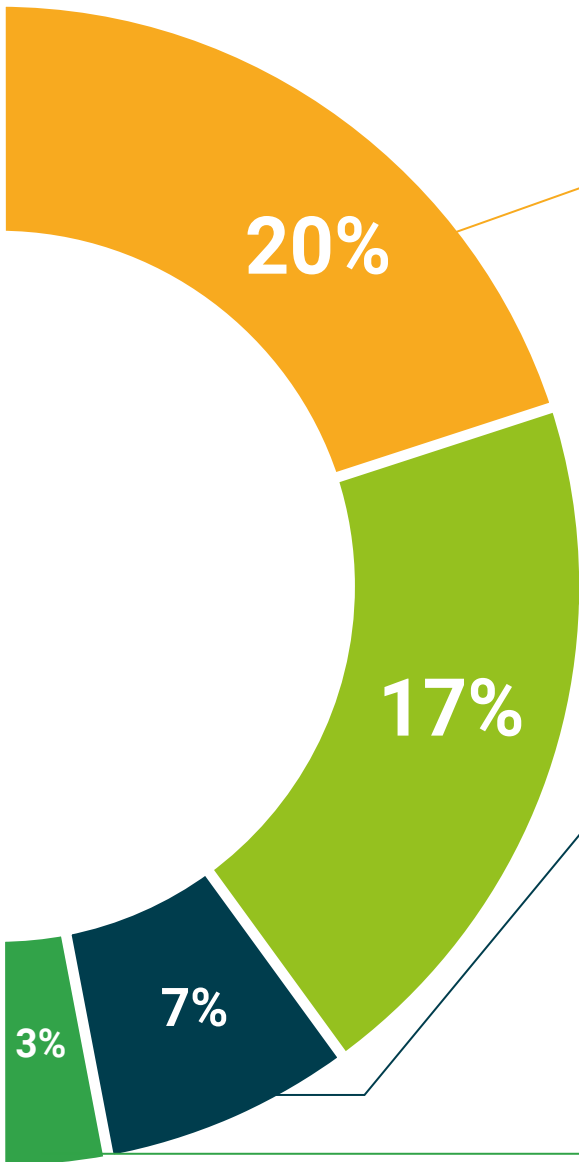
We present the contents attractively and dynamically in multimedia lessons that include audio, videos, images, diagrams, and concept maps in order to reinforce knowledge. This exclusive educational system for presenting multimedia content was awarded by Microsoft as a "European Success Story".



#### Additional Reading

Recent articles, consensus documents, international guides... In our virtual library you will have access to everything you need to complete your education.





#### Case Studies

Students will complete a selection of the best case studies in the field. Cases that are presented, analyzed, and supervised by the best specialists in the world.



#### Testing & Retesting

We periodically assess and re-assess your knowledge throughout the program. We do this on 3 of the 4 levels of Miller's Pyramid.



#### Classes

There is scientific evidence suggesting that observing third-party experts can be useful. Learning from an expert strengthens knowledge and memory, and generates confidence for future difficult decisions.



#### Quick Action Guides

TECH offers the most relevant contents of the course in the form of worksheets or quick action guides. A synthetic, practical and effective way to help students progress in their learning.



# 06 Certificate

The Postgraduate Certificate in Skin Cancer Treatments guarantees, in addition to the most accurate and up-to-date knowledge, access to a Postgraduate Certificate issued by TECH Global University.







“

*Successfully complete this program and receive your university qualification without having to travel or fill out laborious paperwork”*

This private qualification will allow you to obtain a **Postgraduate Certificate in Skin Cancer Treatments** endorsed by **TECH Global University**, the world's largest online university.

**TECH Global University** is an official European University publicly recognized by the Government of Andorra ([official bulletin](#)). Andorra is part of the European Higher Education Area (EHEA) since 2003. The EHEA is an initiative promoted by the European Union that aims to organize the international training framework and harmonize the higher education systems of the member countries of this space. The project promotes common values, the implementation of collaborative tools and strengthening its quality assurance mechanisms to enhance collaboration and mobility among students, researchers and academics.

This **TECH Global University** private qualification is a European program of continuing education and professional updating that guarantees the acquisition of competencies in its area of knowledge, providing a high curricular value to the student who completes the program.

Title: **Postgraduate Certificate in Skin Cancer Treatments**

Modality: **Online**

Duration: **6 weeks**

Accreditation: **6 ECTS**



\*Apostille Convention. In the event that the student wishes to have their paper diploma issued with an apostille, TECH Global University will make the necessary arrangements to obtain it, at an additional cost.

future  
health confidence people  
education information tutors  
guarantee accreditation teaching  
institutions technology learning  
community commitment  
personalized service innovation  
knowledge present quality  
development languages  
virtual classroom



## Postgraduate Certificate Skin Cancer Treatments

- » Modality: online
- » Duration: 6 weeks
- » Certificate: TECH Global University
- » Accreditation: 6 ECTS
- » Schedule: at your own pace
- » Exams: online

# Postgraduate Certificate Skin Cancer Treatments

