

Postgraduate Certificate

Safety in the Surgical Block and High Risk Areas





Postgraduate Certificate Safety in the Surgical Block and High Risk Areas

- » Modality: online
- » Duration: 6 weeks
- » Certificate: TECH Technological University
- » Dedication: 16h/week
- » Schedule: at your own pace
- » Exams: online

Website: www.techtitute.com/pk/medicine/postgraduate-certificate/safety-surgical-block-high-risk-areas

Index

01

Introduction

p. 4

02

Objectives

p. 8

03

Course Management

p. 12

04

Structure and Content

p. 16

05

Methodology

p. 20

06

Certificate

p. 28

01

Introduction

The provision of medical care in the surgical suite and in high-risk areas involves inherent decisions for patients and medical staff. It is essential that rigorous procedures and protocols are in place to ensure clinical safety and reduce medical errors. For this reason specialists in this field are in high demand by the different health care sites. Based on this, TECH has developed a specialized program in the establishment of different safety controls that can be performed in any operating room. The modality in which it is taught is 100% online and allows health professionals to study at their own pace from anywhere with Internet access.





“

Get trained in surgical safety with this Postgraduate Certificate and acquire the necessary skills to ensure the protection of patients and health personnel in high-risk areas"

Nowadays, safety in the surgical block and high risk areas is vital because the procedures involve risks for the medical staff and the patient. In this sense, it is necessary that health professionals have the necessary knowledge and tools to ensure their stability and prevention of possible complications.

For this reason, we present the Postgraduate Certificate focused on Safety in the Surgical Block and High Risk Areas. This program aims to provide attendees with the necessary tools to protect patients during surgical procedures, prevent infections and adequately manage resources in high-risk areas.

The program consists of several modules, including the implementation of the ERAS program, Project Zero and environmental biosafety in controlled environment rooms. They will also learn all about proper cleaning and disinfection, the application of new decontaminant technologies and the laterality protocol, as well as safe practices in diagnostic tests and patient anticipation.

The methodology of the program is based on theory and practice, with a wide range of didactic resources that allow a comprehensive and quality training. Participants will have master classes given by experts in the field, practical workshops in which they will be able to apply the knowledge acquired.

They will also have access to an extensive bibliography to deepen their knowledge of the topics covered. Additionally, teamwork and the active participation of students will be promoted in order to foster collaborative learning.

This **Postgraduate Certificate in Safety in the Surgical Block and High Risk Areas** contains the most complete and up-to-date scientific program on the market. The most important features include:

- ♦ The development of practical cases presented by experts in Safety in the Surgical Block and High Risk Areas
- ♦ The graphic, schematic, and practical contents with which they are created, provide scientific and practical information on the disciplines that are essential for professional practice
- ♦ The practical exercises where the self-evaluation process can be carried out to improve learning
- ♦ Its special emphasis on innovative methodologies
- ♦ Theoretical lessons, questions to the expert, debate forums on controversial topics, and individual reflection assignments
- ♦ Content that is accessible from any fixed or portable device with an Internet connection



Are you concerned about safety in the surgical block? With this program you will learn everything you need to know to avoid unnecessary risks"

“

This Postgraduate Certificate in the classification of hospital areas offers you the opportunity to learn from the comfort of your own home. Study at your own pace and become an expert in the field!"

The program includes in its teaching staff professionals from the sector who pour into this training the experience of their work, in addition to recognized specialists from reference societies and prestigious universities

Its multimedia content, developed with the latest educational technology, will allow the professional a situated and contextual learning, that is, a simulated environment that will provide an immersive training programmed to train in real situations.

The design of this program focuses on Problem-Based Learning, in which the professional will have to try to solve the different professional practice situations that will arise throughout the academic program. For this purpose students will be assisted by an innovative interactive video system developed by renowned experts.

Update your knowledge on surgical safety with TECH! You will learn about ERAS, Project Zero, environmental biosafety, cleaning and disinfection, decontaminant technologies and much more.

With this course, you will have the opportunity to practice in simulated environments and gain the confidence to face high-risk situations.



02 Objectives

The purpose of this program is to provide a complete update of medical knowledge in Quality and Patient Safety over 6 weeks. Participants will be updated with the latest processes used in care management, risk mitigation, continuous improvement principles and the inclusion of ethics in clinical care. This objective will be achieved through case studies and the abundant didactic material provided. To this end, TECH establishes a series of general and specific objectives to fulfill future graduates' expectations.





“

TECH's objective is you: give your career the boost it needs and specialize in the field of UV radiation in surgical patients"



General Objectives

- ♦ Analyze the importance of humanization in health care, the need for respect for life, human dignity and a comprehensive understanding of the person made vulnerable by illness
- ♦ Identify the situations and risk factors in the pediatric patient
- ♦ Determine the main preventive measures in place in safety of the pediatric patient
- ♦ Substantiate the importance and guidelines of surgery safety in the public health field by defining a minimum set of measures
- ♦ Promote safe working environments for the patient and for professionals
- ♦ Promote research, innovation and training in patient safety
- ♦ Analyze the management of adverse events and improvement plans to avoid them
- ♦ Deepen the concepts, methods and strategies for improving patient safety in health care institutions
- ♦ Substantiate the best evidence on safety in biobanks and transfusion safety technologies
- ♦ Analyze patient safety strategies approached from different health care areas





Specific Objectives

- ♦ Update the functional and structural characteristics of the Surgical Block directly related to patient safety
- ♦ Analyze the interventions that professionals must carry out in order to guarantee the safety of patients receiving surgical treatment, which are essential to contribute to the reduction of adverse effects related to the same
- ♦ Analyze the situations in the surgical health care practice environment that may pose a risk to the patient and the most common hazards
- ♦ Examine the different activities, methods and tools for the improvement of surgical safety
- ♦ Develop the different programs and strategies as a tool for the improvement of surgical safety, as well as their level of implementation in the surgical area
- ♦ Identify the role of health care professionals in the strategies for the improvement of surgical patient safety
- ♦ Establish different safety controls that can be carried out in any operating room



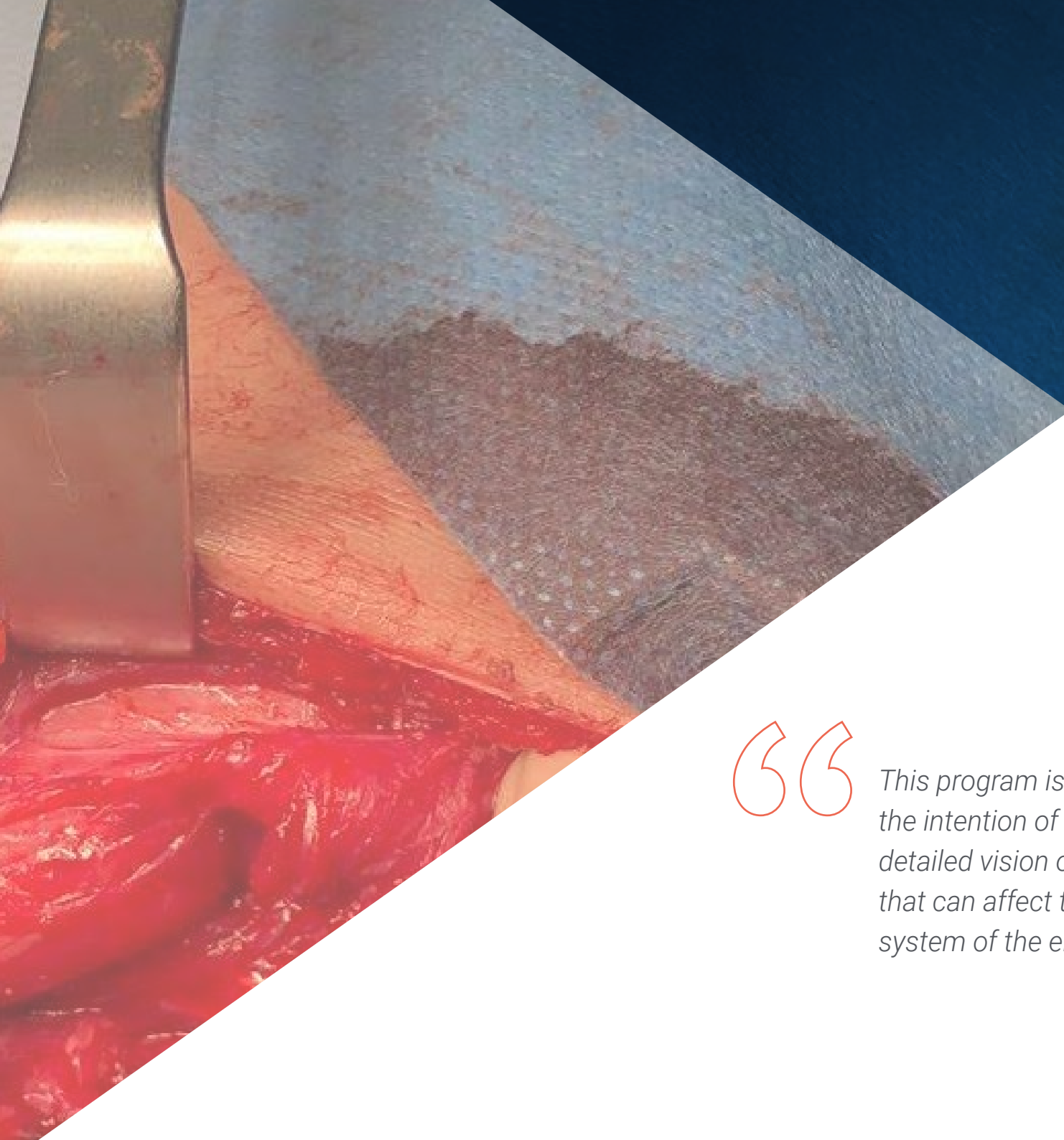
You will achieve your goals thanks to our tools, and you will be accompanied along the way by leading professionals"

03

Course Management

For this Postgraduate Certificate TECH has selected a team of professionals specialized in Quality and Patient Safety, as well as in the use of new technologies in the surgical field. The graduates will obtain updated and advanced information from the hand of active specialists, who incorporate in the syllabus of this program the most outstanding advances in the procedures of continuous improvement and improvement of surgical methodologies to ensure patient safety.





“

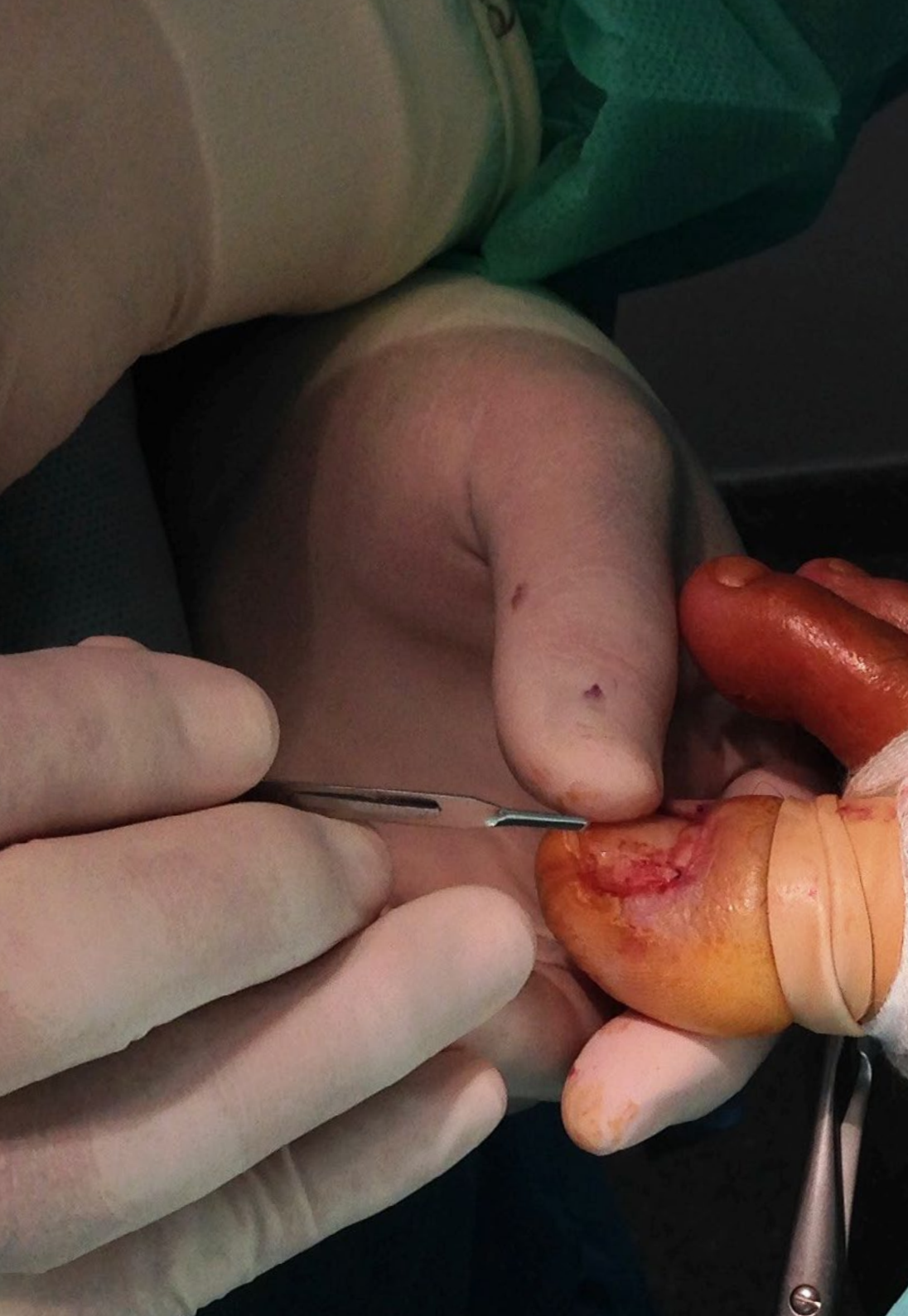
This program is designed by experts with the intention of providing a complete and detailed vision of the various pathologies that can affect the musculoskeletal system of the elderly"

Management



Dr. Paredes Esteban, Rosa María

- ♦ Head of Service and Director of the Pediatric Surgery Clinical Management Unit of the university Reina Sofia Hospital of Córdoba
- ♦ Specialist in Pediatric Surgery at Reina Sofia University Hospital of Cordoba
- ♦ Specialist in Pediatric Surgery at Jaén Medical-Surgical Hospital
- ♦ Responsible for Pediatric Surgery Training at the Reina Sofia University Hospital of Córdoba
- ♦ Coordinator of the Bioethics Commission of the Spanish Society of Pediatric Surgery
- ♦ Vice-President of the Ethics Committee of the province of Córdoba
- ♦ Coordinator of the Vascular Anomalies Committee of the Reina Sofia University Hospital of Córdoba
- ♦ Living Donor Transplant Bioethics Committee Coordinator
- ♦ Doctor of Medicine and Surgery from the University of Granada
- ♦ Graduate in Medicine and Surgery from the University of Granada
- ♦ Postgraduate Certificate in Communication with the Pediatric Patient
- ♦ Postgraduate Diploma in Clinical Management
- ♦ University Diploma of Specialization in Quality and Patient Safety in Health Care Institutions
- ♦ University Diploma of Specialization in Bioethics
- ♦ Members: European Society of Pediatric Endoscopic Surgery, Spanish Society of Pediatric Surgery, Editorial Committee of the Spanish Society of Pediatric Surgery Journal, Scientific Evaluation Committee of the Spanish Society of Pediatric Surgery



Professors

Ms. López Cabrera, Estefanía

- ◆ Supervisor of Preventive Medicine and Public Health at the Reina Sofía University Hospital of Córdoba
- ◆ Work Nurse Specialist in the Occupational Health Unit of the Reina Sofía University Hospital of Córdoba
- ◆ Lecturer in the area of Preventive Medicine and Public Health at the Reina Sofía University Hospital in Córdoba
- ◆ Collaborating Professor in the Department of Preventive Medicine and Public Health of the University of Cordoba
- ◆ Official Master's Degree in Occupational Risk Prevention at the University of Cordoba
- ◆ Master's Degree in Occupational Health in the Health Care Environment from Miguel de Cervantes European University
- ◆ Master's Degree in Pharmacotherapy for Nursing from the University of Valencia
- ◆ Master's Degree in Health Management from the Isabel I of Burgos University
- ◆ Postgraduate Certificate in Nursing from the University of Cordoba

Dr. González Morales, Laura

- ◆ Medical Specialist in Preventive Medicine at the Reina Sofía University Hospital
- ◆ Medical specialist in Nuestra Señora del Prado University Hospital
- ◆ Medical specialist in the Poniente de Almería Health District
- ◆ Master's Degree in Public Health and Health Management by the National School of Health, Carlos III Institute

Ms. Moñiz Diez, Ana María

- ◆ Researcher at the Department of Preventive Medicine and Public Health
- ◆ Author and co-author of several scientific articles
- ◆ Speaker at International Congresses
- ◆ Master's Degree in Genetics and Evolution by the University of Granada
- ◆ Graduate in Biotechnology from the University of Granada

04

Structure and Content

The team of experts in the medical field has carefully designed the syllabus for this university program. As a result, graduates will have access to a comprehensive syllabus covering the latest tools in quality, safety, humanization, ethics of care and research, with a special focus on surgical care. Additionally, innovative teaching materials will be available to students at all times for flexible and personalized learning.



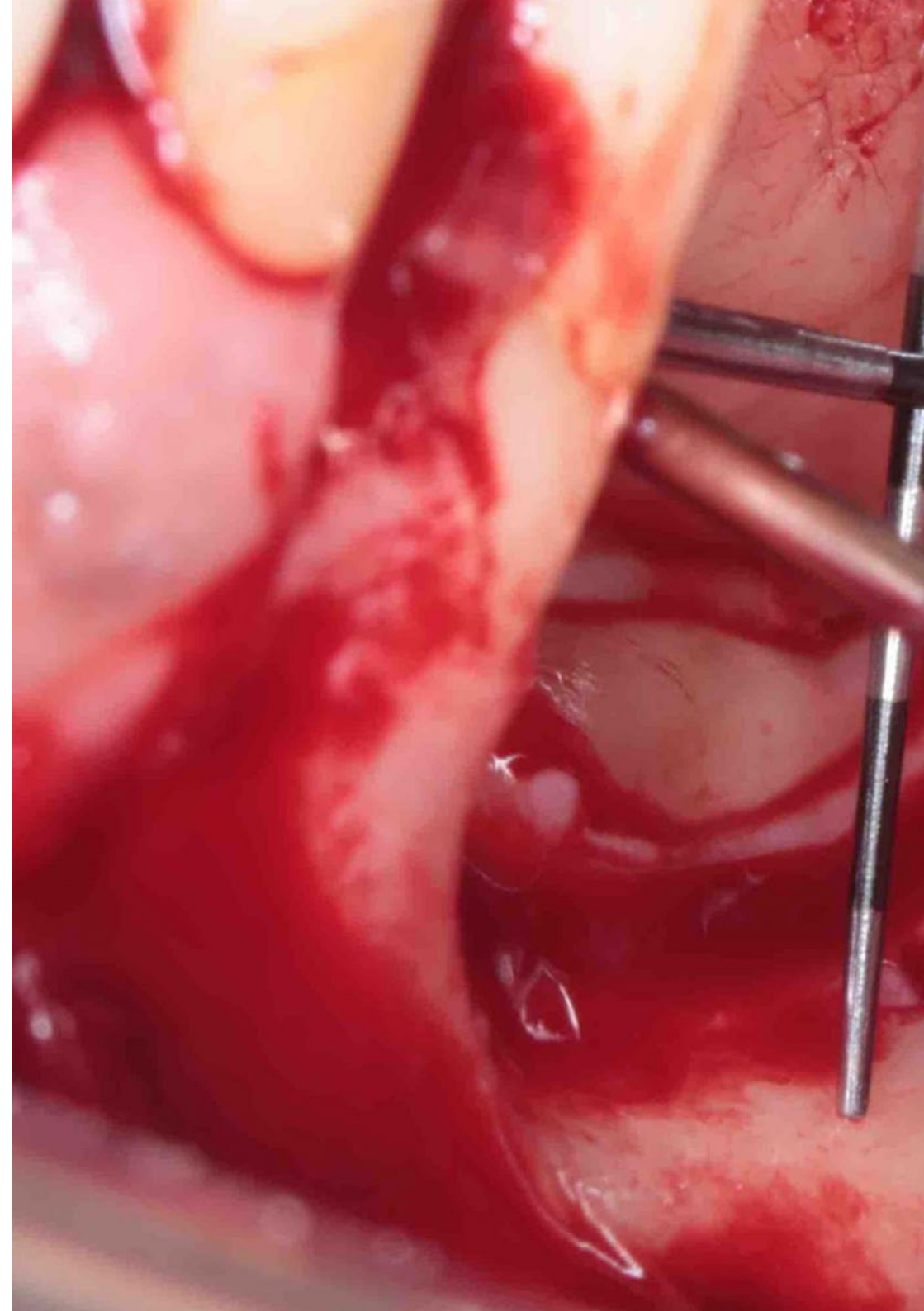


“

This Postgraduate Certificate provides you with a specific module to address the needs of all types of patients. Learn with the best specialists in the field!"

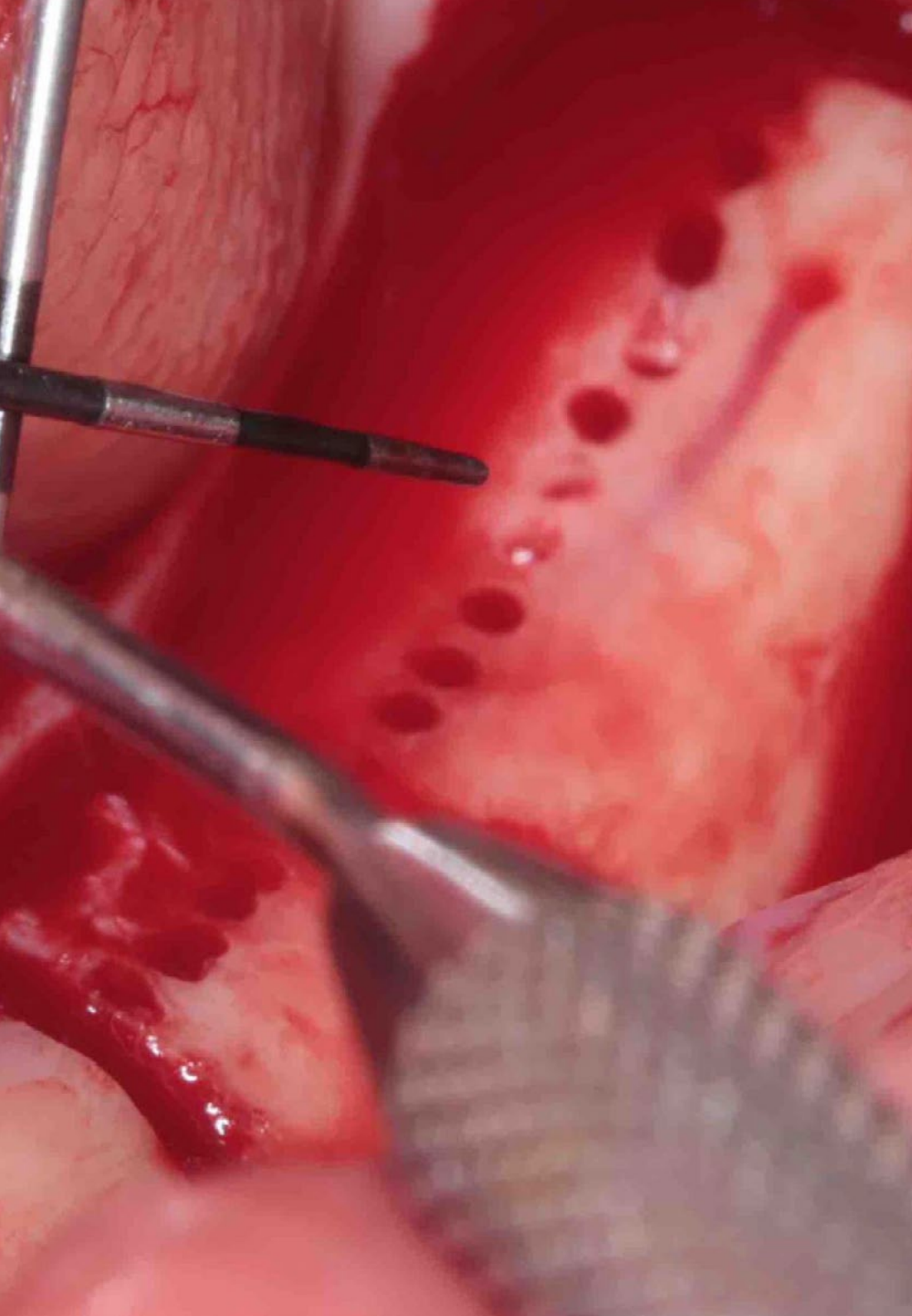
Module 1. Patient Safety in the Surgical Block. High Risk Areas

- 1.1. ERAS Program (Enhanced Recovery After Surgery Program)
 - 1.1.1. Vision and Conceptualization of the ERAS Program
 - 1.1.2. ERAS Strategies
 - 1.1.3. Practical ERAS Application and Results
- 1.2. Project Zero
 - 1.2.1. Background on the Development of Zero Projects
 - 1.2.2. Types of Zero Projects
 - 1.2.3. Evolution of Infections According to the Results Obtained in Zero Projects
- 1.3. Environmental Biosafety in Controlled Environment Rooms
 - 1.3.1. Environmental Biosafety in Controlled Environments Contextualization and Terminology
 - 1.3.2. Classification of Hospital Areas
 - 1.3.3. Microbiological Sampling Methods for Environmental Biosafety
- 1.4. Safe Operating Rooms
 - 1.4.1. Intraoperative Discipline
 - 1.4.2. Situations Requiring Indication of Mandatory Microbiological Control
 - 1.4.3. Operating Room Circuits in Pandemic Situations
- 1.5. Proper Cleaning and Disinfection
 - 1.5.1. Operating Room Cleaning and Disinfection
 - 1.5.2. Surgical Unit Spaces. Frequency of Cleaning
 - 1.5.3. Cleaning and Disinfection Procedures in the Surgical Area
 - 1.5.3.1. Products and Methods
- 1.6. Application of New Decontaminant Technologies
 - 1.6.1. UV Radiation
 - 1.6.2. Hydrogen Peroxide
 - 1.6.3. Quarternary Ammoniums
 - 1.6.4. Other Decontaminants
 - 1.6.4.1. Vaporized Ozone System, Copper, Silver



- 1.7. Shelf Life, Preservation and Storage of Sanitary Material
 - 1.7.1. Maintenance of Surgical Instruments
 - 1.7.2. Transport, Conservation and Storage of Surgical Instruments
 - 1.7.3. Quality Control of Surgical Instruments
- 1.8. Identification. *Check List*. Laterality Protocol
 - 1.8.1. Safety in Surgery
 - 1.8.2. Surgical Safety Check List (*Check list*)
 - 1.8.3. Laterality Protocol
- 1.9. Safe Practices in Diagnostic Tests
 - 1.9.1. Diagnostic Validity and Reliability
 - 1.9.2. Safe Practices to Reduce Risks
 - 1.9.3. Risk Analysis and Errors. Error Investigation
- 1.10. Safety in the Sensitive Surgical Patient
 - 1.10.1. Patients Allergic to Latex
 - 1.10.2. Multiple Chemical Sensitivity(MCS)
 - 1.10.3. Isolation Measures in the Surgical Block

“ Discover the Relearning methodology that will help you retain and apply knowledge more effectively. Enroll now”



05

Methodology

This academic program offers students a different way of learning. Our methodology uses a cyclical learning approach: **Relearning**.

This teaching system is used, for example, in the most prestigious medical schools in the world, and major publications such as the **New England Journal of Medicine** have considered it to be one of the most effective.



“

Discover Relearning, a system that abandons conventional linear learning, to take you through cyclical teaching systems: a way of learning that has proven to be extremely effective, especially in subjects that require memorization"

At TECH we use the Case Method

What should a professional do in a given situation? Throughout the program, students will face multiple simulated clinical cases, based on real patients, in which they will have to do research, establish hypotheses, and ultimately resolve the situation. There is an abundance of scientific evidence on the effectiveness of the method. Specialists learn better, faster, and more sustainably over time.

With TECH you will experience a way of learning that is shaking the foundations of traditional universities around the world.



According to Dr. Gérvas, the clinical case is the annotated presentation of a patient, or group of patients, which becomes a "case", an example or model that illustrates some peculiar clinical component, either because of its teaching power or because of its uniqueness or rarity. It is essential that the case is based on current professional life, trying to recreate the real conditions in the physician's professional practice.

“

Did you know that this method was developed in 1912, at Harvard, for law students? The case method consisted of presenting students with real-life, complex situations for them to make decisions and justify their decisions on how to solve them. In 1924, Harvard adopted it as a standard teaching method”

The effectiveness of the method is justified by four fundamental achievements:

1. Students who follow this method not only achieve the assimilation of concepts, but also a development of their mental capacity, through exercises that evaluate real situations and the application of knowledge.
2. Learning is solidly translated into practical skills that allow the student to better integrate into the real world.
3. Ideas and concepts are understood more efficiently, given that the example situations are based on real-life.
4. Students like to feel that the effort they put into their studies is worthwhile. This then translates into a greater interest in learning and more time dedicated to working on the course.



Relearning Methodology

At TECH we enhance the case method with the best 100% online teaching methodology available: Relearning.

This university is the first in the world to combine the study of clinical cases with a 100% online learning system based on repetition, combining a minimum of 8 different elements in each lesson, a real revolution with respect to the mere study and analysis of cases.

Professionals will learn through real cases and by resolving complex situations in simulated learning environments. These simulations are developed using state-of-the-art software to facilitate immersive learning.



At the forefront of world teaching, the Relearning method has managed to improve the overall satisfaction levels of professionals who complete their studies, with respect to the quality indicators of the best online university (Columbia University).

With this methodology, more than 250,000 physicians have been trained with unprecedented success in all clinical specialties regardless of surgical load. Our pedagogical methodology is developed in a highly competitive environment, with a university student body with a strong socioeconomic profile and an average age of 43.5 years old.

Relearning will allow you to learn with less effort and better performance, involving you more in your specialization, developing a critical mindset, defending arguments, and contrasting opinions: a direct equation to success.

In our program, learning is not a linear process, but rather a spiral (learn, unlearn, forget, and re-learn). Therefore, we combine each of these elements concentrically.

The overall score obtained by TECH's learning system is 8.01, according to the highest international standards.



This program offers the best educational material, prepared with professionals in mind:



Study Material

All teaching material is produced by the specialists who teach the course, specifically for the course, so that the teaching content is highly specific and precise.

These contents are then applied to the audiovisual format, to create the TECH online working method. All this, with the latest techniques that offer high quality pieces in each and every one of the materials that are made available to the student.



Surgical Techniques and Procedures on Video

TECH introduces students to the latest techniques, the latest educational advances and to the forefront of current medical techniques. All of this in direct contact with students and explained in detail so as to aid their assimilation and understanding. And best of all, you can watch the videos as many times as you like.



Interactive Summaries

The TECH team presents the contents attractively and dynamically in multimedia lessons that include audio, videos, images, diagrams, and concept maps in order to reinforce knowledge.

This exclusive educational system for presenting multimedia content was awarded by Microsoft as a "European Success Story".



Additional Reading

Recent articles, consensus documents and international guidelines, among others. In TECH's virtual library, students will have access to everything they need to complete their course.





Expert-Led Case Studies and Case Analysis

Effective learning ought to be contextual. Therefore, TECH presents real cases in which the expert will guide students, focusing on and solving the different situations: a clear and direct way to achieve the highest degree of understanding.



Testing & Retesting

We periodically evaluate and re-evaluate students' knowledge throughout the program, through assessment and self-assessment activities and exercises, so that they can see how they are achieving their goals.



Classes

There is scientific evidence on the usefulness of learning by observing experts. The system known as Learning from an Expert strengthens knowledge and memory, and generates confidence in future difficult decisions.



Quick Action Guides

TECH offers the most relevant contents of the course in the form of worksheets or quick action guides. A synthetic, practical, and effective way to help students progress in their learning.



06 Certificate

The Postgraduate Certificate in Safety in the Surgical Block and High Risk Area guarantees students, in addition to the most rigorous and up-to-date education, access to a Postgraduate Certificate issued by TECH Technological University.



“

Successfully complete this program and receive your university qualification without having to travel or fill out laborious paperwork”

This **Postgraduate Certificate in Safety in the Surgical Block and High Risk Areas** contains the most complete and up-to-date scientific on the market.

After the student has passed the assessments, they will receive their corresponding **Postgraduate Certificate** issued by **TECH Technological University** via tracked delivery*.

The certificate issued by **TECH Technological University** will reflect the qualification obtained in the Postgraduate Certificate, and meets the requirements commonly demanded by labor exchanges, competitive examinations, and professional career evaluation committees.

Title: **Postgraduate Certificate in Safety in the Surgical Block and High Risk Areas**

Official N° of Hours: **150 h.**



*Apostille Convention. In the event that the student wishes to have their paper certificate issued with an apostille, TECH EDUCATION will make the necessary arrangements to obtain it, at an additional cost.



Postgraduate Certificate Safety in the Surgical Block and High Risk Areas

- » Modality: online
- » Duration: 6 weeks
- » Certificate: TECH Technological University
- » Dedication: 16h/week
- » Schedule: at your own pace
- » Exams: online

Postgraduate Certificate

Safety in the Surgical Block and High Risk Areas

