

Postgraduate Certificate

Radiotherapy for Prostate and Other Urologic Tumors



Postgraduate Certificate Radiotherapy for Prostate and Other Urologic Tumors

- » Modality: online
- » Duration: 6 weeks
- » Certificate: TECH Global University
- » Accreditation: 6 ECTS
- » Schedule: at your own pace
- » Exams: online

Website: www.techtute.com/us/medicine/postgraduate-certificate/radiotherapy-prostate-other-urologic-tumors

Index

01

Introduction

p. 4

02

Objectives

p. 8

03

Course Management

p. 12

04

Structure and Content

p. 18

05

Study Methodology

p. 22

06

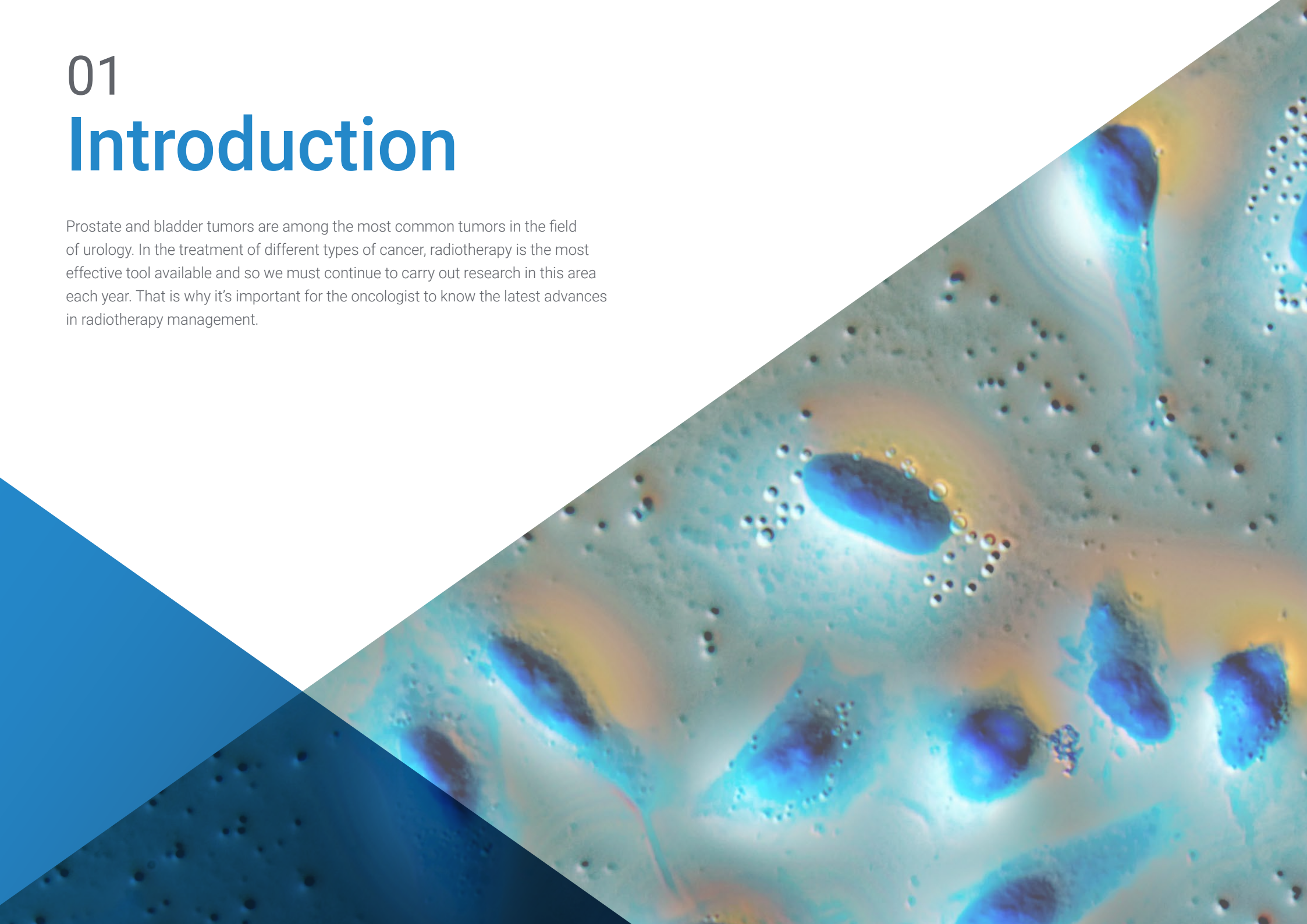
Certificate

p. 30

01

Introduction

Prostate and bladder tumors are among the most common tumors in the field of urology. In the treatment of different types of cancer, radiotherapy is the most effective tool available and so we must continue to carry out research in this area each year. That is why it's important for the oncologist to know the latest advances in radiotherapy management.



“

Learn about the best treatments for patients with prostate or other urologic tumors with this Postgraduate Certificate. The most complete specialization you will find in the market"

In Spain, prostate and bladder cancer diagnoses are expected to be among the most frequent this year, so it is necessary for researchers to join forces to achieve greater prevention, better diagnoses and more effective treatments. In this way, the survival rates of patients will be increasingly higher.

Advances in radiation oncology in recent decades have increased the successful treatment of certain types of cancer, so it is important that specialists undergo professional development to employ the latest technological advances in the treatment of patients.

Hence, program like this are important to complement and update the knowledge of oncologists, since they will be able to learn about the main developments in the field and be aware of the best tools to use for patient care.

Therefore, in this program, the health professional will explore the field of radiotherapy, focusing on the most effective procedures for each type of urologic cancer, which will equip them with knowledge incorporating new advances and more comprehensive skills to carry out their work in the most effective way possible.



Balance your course workload with your professional and personal life thanks to this 100% online Postgraduate Certificate"

This **Postgraduate Certificate in Radiotherapy for Prostate and Other Urologic Tumors** contains the most complete and up-to-date scientific program on the market. The most important features include:

- ♦ Numerous clinical cases presented by experts in Radiotherapy for Prostate and Other Urologic Tumors
- ♦ The graphic, schematic, and practical contents with which they are created provide scientific and practical information on the disciplines that are essential for professional practice
- ♦ Diagnostic and therapeutic innovations on evaluation, diagnosis and intervention in urologic tumors
- ♦ It contains practical exercises where the self-assessment process can be carried out to improve learning
- ♦ Clinical and diagnostic imaging and testing iconography
- ♦ An algorithm-based interactive learning system for decision-making in the clinical situations presented throughout the course
- ♦ A special emphasis on evidence-based medicine and research methodologies in urologic tumors
- ♦ Theoretical lessons, questions to the expert, debate forums on controversial topics, and individual reflection assignments
- ♦ Content that is accessible from any fixed or portable device with an Internet connection

“

Build your knowledge in the approach to oncology through this program, where you will find the best learning material, high-definition images and real clinical cases. Learn about the latest advances in radiotherapies for urological tumors in order to provide quality care"

The teaching staff includes professionals belonging to the field of Radiotherapy for Prostate and Other Urologic Tumors, who contribute their professional experience to this course, in addition to renowned specialists belonging to leading scientific societies.

Thanks to its multimedia content developed with the latest educational technology, it will allow the professional a situated and contextual learning, that is to say, a simulated environment that will provide an immersive learning programmed to prepare in real situations.

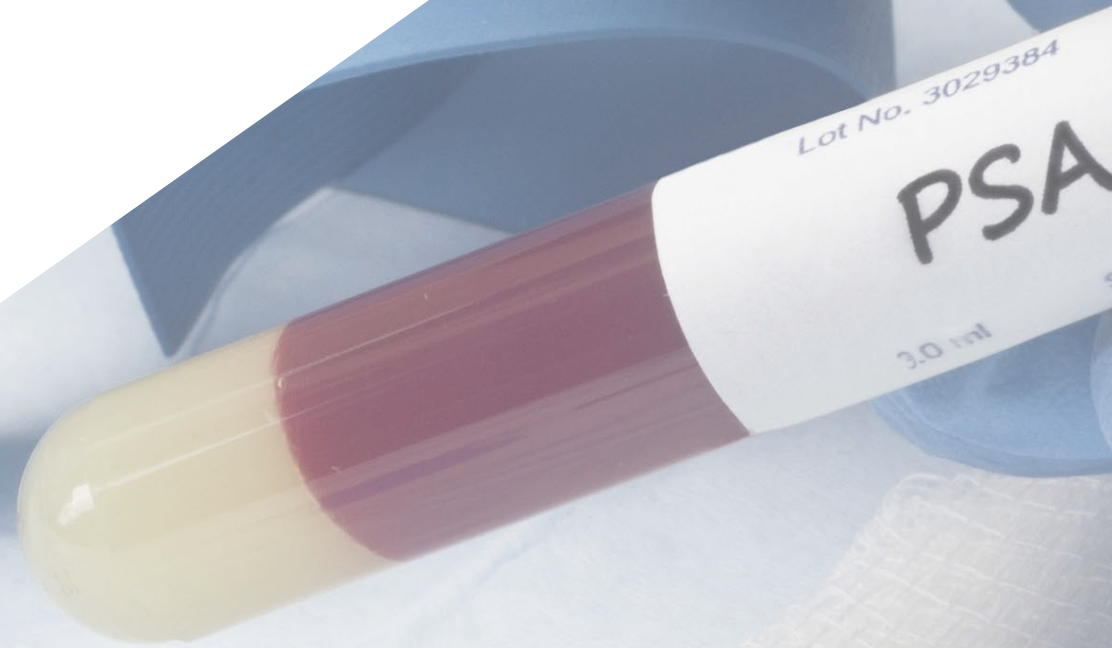
The design of this program is based on Problem-Based Learning, through which the physician must try to solve the different professional practice situations that arise throughout the academic course. For this purpose, the physician will be assisted by an innovative interactive video system developed by renowned experts in the field of Radiotherapy for Prostate and Other Urologic Tumors with extensive teaching experience.

It includes clinical cases to bring the program content as close as possible to the reality of medical practice.

Radiotherapy is the most widely used treatment for cancer patients, which makes it essential for medical personnel to be constantly studying its advances. What are you waiting for? Enroll now!

02 Objectives

This Postgraduate Certificate aims to facilitate the performance of physicians in the field of Radiotherapy for Prostate and Other Urologic Tumors.





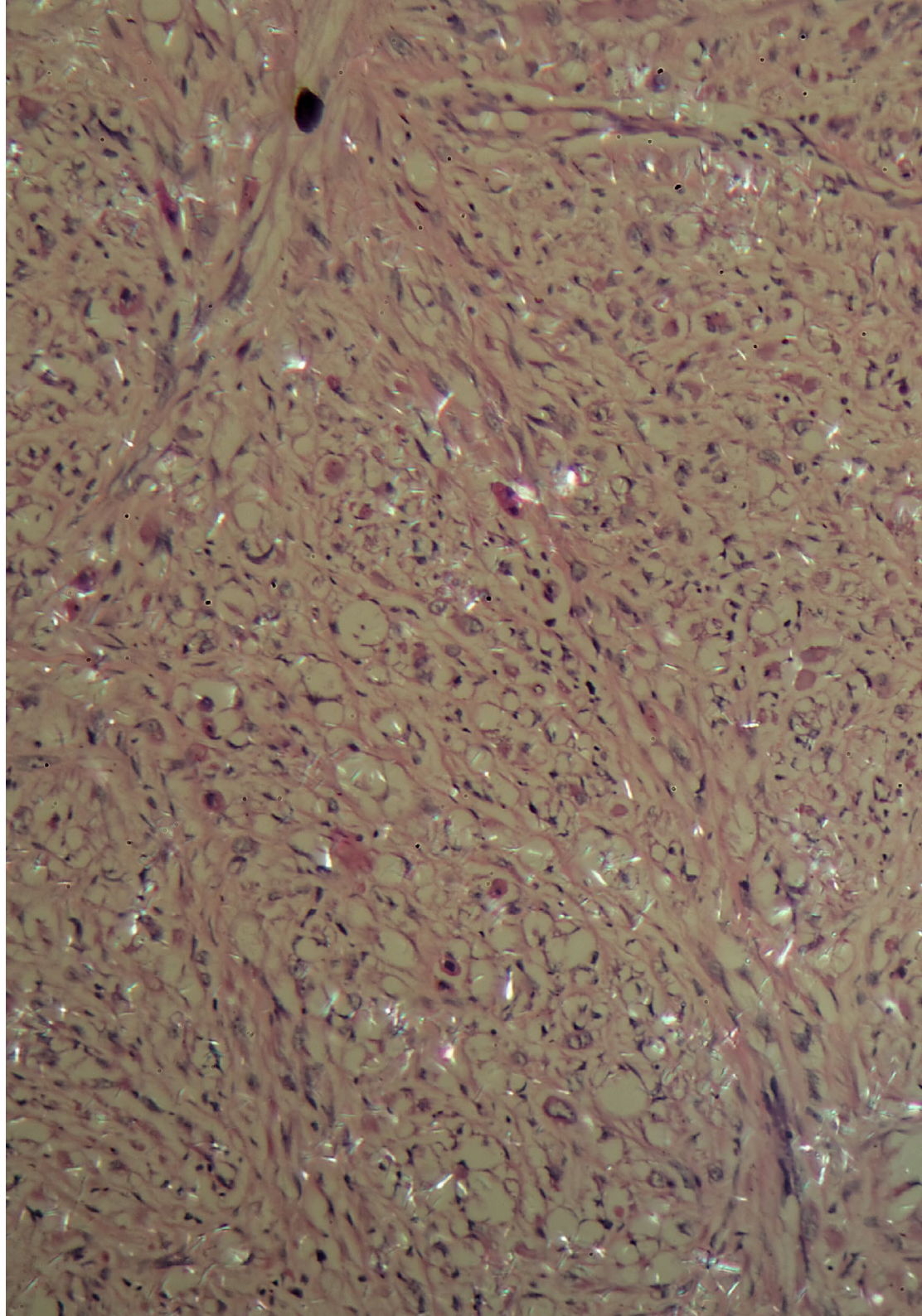
“

Don't miss the opportunity to update your knowledge with us and acquire the latest information to give the maximum in your work"



General Objective

- Develop a holistic and up-to-date vision of the radiotherapy for prostate and other urologic tumors, allowing the student to acquire useful knowledge and generate interest in discovering its application in their daily clinical practice





Specific Objectives

- ◆ Identify the conditions of a high-risk situation with respect to prostate tumors



Learn about the most effective recommendations for urological treatments from the leading experts in the field"

03

Course Management

The program's teaching staff includes leading specialists in the Radiotherapy for Prostate and Other Urologic Tumors, in addition to other related areas, who bring their professional experience to this course. In addition, other specialists of recognized prestige participate in its design and elaboration, completing the program in an interdisciplinary manner.



“

Take advantage of the opportunity and enroll with the best teaching team you can find, who bring all their experience to this course so you can complete your Postgraduate Certificate in the field of Radiotherapy for Prostate and Other Urologic Tumors"

Management



Dr. Morera López, Rosa María

- ♦ Head of the Radiation Oncology Service at La Paz University Hospital
- ♦ Doctor of Medicine from the Complutense University of Madrid
- ♦ Specialist in Radiation Oncology
- ♦ Master's Degree in Health Services Management and Administration
- ♦ Implementation of the HDR Breast Brachytherapy technique in the Radiation Oncology Department of the G.U.H Ciudad Real
- ♦ Implantation of the HDR Prostate Brachytherapy technique in the Radiation Oncology Department of the G.U.H Ciudad Real
- ♦ Implementation of the Tomotherapy Unit in the Radiation Oncology Department of the G.U.H Ciudad Real
- ♦ Honorary Collaborating Professor in the subject of Radiology and Physical Therapeutics taught in the 3rd year of the Degree of Medicine at the Faculty of Medicine of the UCLM in Ciudad Real
- ♦ Associate Professor in the Onco-Hematology course taught in the 4th year of the Medicine Degree at the Faculty of Medicine of the UCLM in Ciudad Real
- ♦ Participation as Principal Investigator and collaborator in a large number of research projects
- ♦ Editor of several dozen articles in high-impact scientific journals



Dr. Rodríguez Rodríguez, Isabel

- ♦ Specialist in Radiation Oncology La Paz University Hospital. Madrid
- ♦ Degree in Medicine. Specialist in Radiotherapy
- ♦ Clinical Research Coordinator. Biomedic Foundation of the Ramón y Cajal Hospital until
- ♦ Member of the American Brachytherapy Society
- ♦ Member of the European School of Oncology
- ♦ Member of the European Society for Therapeutic Radiology and Oncology
- ♦ Founding member of the Latin American Society of Breast Imaging
- ♦ Participation as a collaborating researcher in many research projects
- ♦ Editor of several dozen articles in high-impact scientific journals



Dr. Belinchón Olmeda, Belén

- ♦ Specialist in Radiation Oncology La Paz University Hospital. Madrid
- ♦ Specialist in Radiation Oncology Ruber International Hospital Madrid
- ♦ Doctorate in Medicine from the Autonomous University Madrid
- ♦ Participation as a collaborating researcher in many research projects
- ♦ Editor of several dozen articles in high-impact scientific journals
- ♦ Teaching collaborator for residents of Radiation Oncology La Paz University Hospital. Madrid
- ♦ Member of the Multidisciplinary Unit of Cardio-Onco-Hematology (U.H La Paz)
- ♦ Member of the Sarcoma Group of the Spanish Society of Radiation Oncology (SEOR)
- ♦ Member of the Spanish Group of Breast Radiation Oncology (GEORM).

Professors

Dr. Romero Fernández, Jesús

- ♦ Head of Radiation Oncology Service Puerto de Hierro University Hospital Majadahonda

Dr. Samper Ots, Pilar María

- ♦ Head of Radiation Oncology Service Rey Juan Carlos Hospital, Móstoles

Dr. Vallejo Ocaña, Carmen

- ♦ Head of the Radiation Oncology at Ramón y Cajal University Hospital Madrid
- ♦ Degree in Medicine and Surgery

Dr. Gómez Camaño, Antonio

- ♦ Head of Radiation Oncology Service Clinical University Hospital of Santiago de Compostela

Dr. Rodríguez Pérez, Aurora

- ♦ Degree in Medicine and Surgery
- ♦ Head of Radiation Oncology Service Ruber International Hospital Madrid, Spain

Dr. Rubio Rodríguez, Carmen

- ♦ Head of Radiation Oncology Service University Hospital H.M. Sancharro, Madrid



Dr. Celada Álvarez, Francisco Javier

- ◆ Specialist - Resident tutor
- ◆ Radiation Oncology Service, La Fe Valencia University and Polytechnic Hospital

Dr. Conde Moreno, Antonio José

- ◆ Head of Radiation Oncology Section La Fe Polytechnic University Hospital, Valencia

Dr. Palacios Eito, Amalia

- ◆ Head of Radiation Oncology Service Reina Sofia University Hospital, Cordoba

Dr. Lozano Martín, Eva María

- ◆ Head of the Radiation Oncology Service at from Ciudad Real General University Hospital

“

TECH's objective? Helping you to achieve your professional growth"

04

Structure and Content

The structure of the content has been designed by the best professionals in radiation oncology who work in centers of national reference. These experts are aware of the need for professional development to advance Radiotherapy for Prostate and Other Urologic Tumors, so they offer quality instruction adapted to new technologies to provide medical care tailored to patient needs.



“

*Get a professionally relevant specialized program
to improve patient treatment day by day"*

Module 1. Update on Radiotherapy for Prostate and Other Urologic Tumors

- 1.1. Prostate Cancer
 - 1.1.1. Low-Risk
 - 1.1.2. Intermediate Risk
 - 1.1.2.1. Definition of Intermediate Risk Prostate Cancer
 - 1.1.2.2. Subclassification of Intermediate Risk Prostate Cancer
 - 1.1.2.2.1. Importance of Gleason 7
 - 1.1.2.3. Diagnosis and Extension Study
 - 1.1.2.4. Treatment
 - 1.1.2.4.1. Active Surveillance
 - 1.1.2.4.2. Radical Prostatectomy
 - 1.1.2.4.3. Radiotherapy Techniques and Requirements
 - 1.1.2.4.3.1. Role of External Radiation Therapy
 - 1.1.2.4.3.2. The Role of Brachytherapy
 - 1.1.2.4.3.3. Role of SBRT
 - 1.1.2.4.3.4. Combined Treatments
 - 1.1.2.4.4. Hormone Therapy. When and How Much?
 - 1.1.2.4.5. The Best Option for Each Patient
 - 1.1.2.5. Monitoring
 - 1.1.2.6. Conclusions
 - 1.1.3. High-Risk
 - 1.1.4. Local and/or Distant Relapse Treatment
 - 1.1.4.1. Treatment of Local Relapse
 - 1.1.4.1.1. After Prostatectomy
 - 1.1.4.1.2. After Radiotherapy
 - 1.1.4.1.2.1. Rescue Surgery
 - 1.1.4.1.2.2. Rescue Cryotherapy
 - 1.1.4.1.2.3. Rescue Brachytherapy
 - 1.1.4.1.2.4. High Intensity Focused Ultrasound (HIFU)
 - 1.1.4.1.2.5. Intermittent Hormone Rescue
 - 1.1.4.2. Treatment of Distant Relapse
 - 1.1.4.2.1. Metastatic Patient
 - 1.1.4.2.2. Oligorecurrent Patient
 - 1.1.4.2.2.1. Hormonal Treatment
 - 1.1.4.2.2.2. Surgical Management
 - 1.1.4.2.2.3. SBRT Treatment
- 1.2. Preoperative and Postoperative Radiotherapy in Bladder Cancer
 - 1.2.1. Introduction
 - 1.2.2. Preoperative Radiotherapy
 - 1.2.2.1. Bibliographic Review
 - 1.2.2.2. Indications
 - 1.2.3. Postoperative Radiotherapy
 - 1.2.3.1. Bibliographic Review
 - 1.2.3.2. Indications
 - 1.2.4. Organ Conservative Treatment
- 1.3. Testicular Tumors
 - 1.3.1. Introduction
 - 1.3.2. Histological Type
 - 1.3.3. TNM Classification and Prognostic Groups
 - 1.3.4. Germinal Tumors: Treatment According to Stage and Prognostic Group
 - 1.3.4.1. Seminoma
 - 1.3.4.2. Non-Seminoma
 - 1.3.5. Toxicity of Chemotherapy and Radiotherapy
 - 1.3.6. Secondary Neoplasms
 - 1.3.7. Non-Germ Cell Tumors
- 1.4. Renal, Ureteral and Urethral Tumors
 - 1.4.1. Renal Tumors
 - 1.4.1.1. Clinical Presentation
 - 1.4.1.2. Diagnosis
 - 1.4.1.3. Localized Disease Treatment
 - 1.4.1.4. Advanced Disease Treatment

- 1.4.2. Urethral Tumors
 - 1.4.2.1. Clinical Presentation: Men vs. Women
 - 1.4.2.2. Diagnosis
 - 1.4.2.3. Treatment
- 1.4.3. Ureter and Renal Pelvis Tumors
 - 1.4.3.1. Risk Factors
 - 1.4.3.2. Presentation: Primary Tumor-Metastasis
 - 1.4.3.3. Symptoms/Clinical
 - 1.4.3.4. Diagnosis
 - 1.4.3.5. Localized Disease Treatment
 - 1.4.3.6. Advanced Disease Treatment
- 1.5. Penile Cancer
 - 1.5.1. Adjuvant Treatment
 - 1.5.2. Radical Treatment
- 1.6. Treatment of Adrenal Metastases
 - 1.6.1. Introduction
 - 1.6.2. Surgery
 - 1.6.3. SBRT



Learn about the best techniques in Radiotherapy for Prostate and Other Urologic Tumors with this Postgraduate Certificate. The most complete specialization you will find in the market"

05

Study Methodology

TECH is the world's first university to combine the **case study** methodology with **Relearning**, a 100% online learning system based on guided repetition.

This disruptive pedagogical strategy has been conceived to offer professionals the opportunity to update their knowledge and develop their skills in an intensive and rigorous way. A learning model that places students at the center of the educational process giving them the leading role, adapting to their needs and leaving aside more conventional methodologies.



“

TECH will prepare you to face new challenges in uncertain environments and achieve success in your career”

The student: the priority of all TECH programs

In TECH's study methodology, the student is the main protagonist.

The teaching tools of each program have been selected taking into account the demands of time, availability and academic rigor that, today, not only students demand but also the most competitive positions in the market.

With TECH's asynchronous educational model, it is students who choose the time they dedicate to study, how they decide to establish their routines, and all this from the comfort of the electronic device of their choice. The student will not have to participate in live classes, which in many cases they will not be able to attend. The learning activities will be done when it is convenient for them. They can always decide when and from where they want to study.

“

*At TECH you will NOT have live classes
(which you might not be able to attend)”*



The most comprehensive study plans at the international level

TECH is distinguished by offering the most complete academic itineraries on the university scene. This comprehensiveness is achieved through the creation of syllabi that not only cover the essential knowledge, but also the most recent innovations in each area.

By being constantly up to date, these programs allow students to keep up with market changes and acquire the skills most valued by employers. In this way, those who complete their studies at TECH receive a comprehensive education that provides them with a notable competitive advantage to further their careers.

And what's more, they will be able to do so from any device, pc, tablet or smartphone.

“*TECH's model is asynchronous, so it allows you to study with your pc, tablet or your smartphone wherever you want, whenever you want and for as long as you want*”

Case Studies and Case Method

The case method has been the learning system most used by the world's best business schools. Developed in 1912 so that law students would not only learn the law based on theoretical content, its function was also to present them with real complex situations. In this way, they could make informed decisions and value judgments about how to resolve them. In 1924, Harvard adopted it as a standard teaching method.

With this teaching model, it is students themselves who build their professional competence through strategies such as Learning by Doing or Design Thinking, used by other renowned institutions such as Yale or Stanford.

This action-oriented method will be applied throughout the entire academic itinerary that the student undertakes with TECH. Students will be confronted with multiple real-life situations and will have to integrate knowledge, research, discuss and defend their ideas and decisions. All this with the premise of answering the question of how they would act when facing specific events of complexity in their daily work.



Relearning Methodology

At TECH, case studies are enhanced with the best 100% online teaching method: Relearning.

This method breaks with traditional teaching techniques to put the student at the center of the equation, providing the best content in different formats. In this way, it manages to review and reiterate the key concepts of each subject and learn to apply them in a real context.

In the same line, and according to multiple scientific researches, reiteration is the best way to learn. For this reason, TECH offers between 8 and 16 repetitions of each key concept within the same lesson, presented in a different way, with the objective of ensuring that the knowledge is completely consolidated during the study process.

Relearning will allow you to learn with less effort and better performance, involving you more in your specialization, developing a critical mindset, defending arguments, and contrasting opinions: a direct equation to success.



A 100% online Virtual Campus with the best teaching resources

In order to apply its methodology effectively, TECH focuses on providing graduates with teaching materials in different formats: texts, interactive videos, illustrations and knowledge maps, among others. All of them are designed by qualified teachers who focus their work on combining real cases with the resolution of complex situations through simulation, the study of contexts applied to each professional career and learning based on repetition, through audios, presentations, animations, images, etc.

The latest scientific evidence in the field of Neuroscience points to the importance of taking into account the place and context where the content is accessed before starting a new learning process. Being able to adjust these variables in a personalized way helps people to remember and store knowledge in the hippocampus to retain it in the long term. This is a model called Neurocognitive context-dependent e-learning that is consciously applied in this university qualification.

In order to facilitate tutor-student contact as much as possible, you will have a wide range of communication possibilities, both in real time and delayed (internal messaging, telephone answering service, email contact with the technical secretary, chat and videoconferences).

Likewise, this very complete Virtual Campus will allow TECH students to organize their study schedules according to their personal availability or work obligations. In this way, they will have global control of the academic content and teaching tools, based on their fast-paced professional update.



The online study mode of this program will allow you to organize your time and learning pace, adapting it to your schedule”

The effectiveness of the method is justified by four fundamental achievements:

1. Students who follow this method not only achieve the assimilation of concepts, but also a development of their mental capacity, through exercises that assess real situations and the application of knowledge.
2. Learning is solidly translated into practical skills that allow the student to better integrate into the real world.
3. Ideas and concepts are understood more efficiently, given that the example situations are based on real-life.
4. Students like to feel that the effort they put into their studies is worthwhile. This then translates into a greater interest in learning and more time dedicated to working on the course.

The university methodology top-rated by its students

The results of this innovative teaching model can be seen in the overall satisfaction levels of TECH graduates.


The students' assessment of the quality of teaching, quality of materials, course structure and objectives is excellent. Not surprisingly, the institution became the best rated university by its students on the Trustpilot review platform, obtaining a 4.9 out of 5.

Access the study contents from any device with an Internet connection (computer, tablet, smartphone) thanks to the fact that TECH is at the forefront of technology and teaching.

You will be able to learn with the advantages that come with having access to simulated learning environments and the learning by observation approach, that is, Learning from an expert.



As such, the best educational materials, thoroughly prepared, will be available in this program:



Study Material

All teaching material is produced by the specialists who teach the course, specifically for the course, so that the teaching content is highly specific and precise.

This content is then adapted in an audiovisual format that will create our way of working online, with the latest techniques that allow us to offer you high quality in all of the material that we provide you with.



Practicing Skills and Abilities

You will carry out activities to develop specific competencies and skills in each thematic field. Exercises and activities to acquire and develop the skills and abilities that a specialist needs to develop within the framework of the globalization we live in.



Interactive Summaries

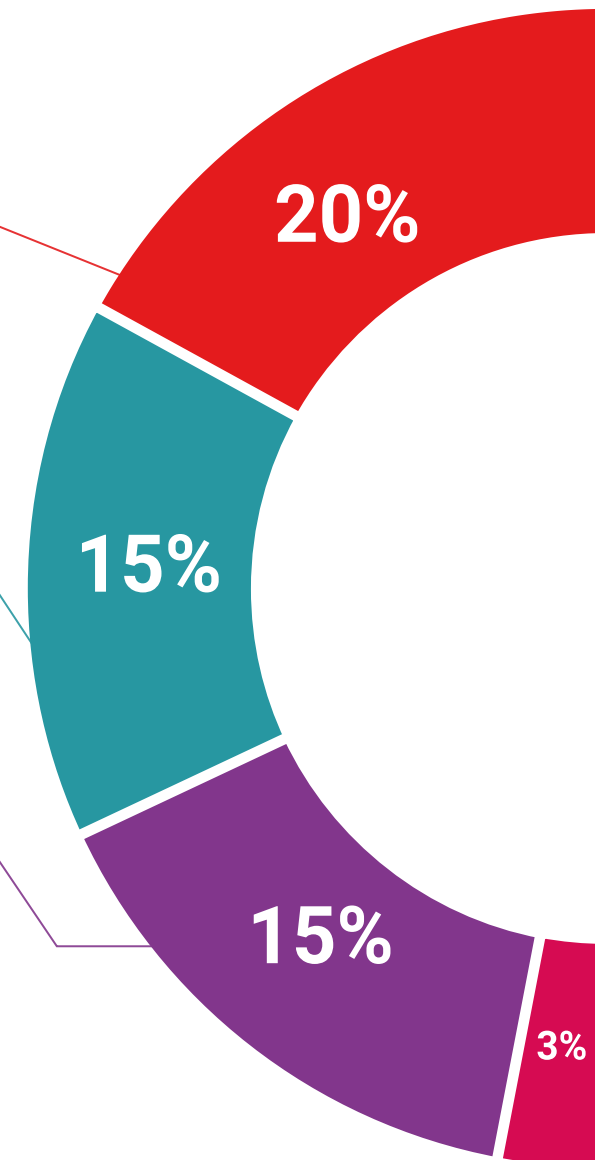
We present the contents attractively and dynamically in multimedia lessons that include audio, videos, images, diagrams, and concept maps in order to reinforce knowledge.

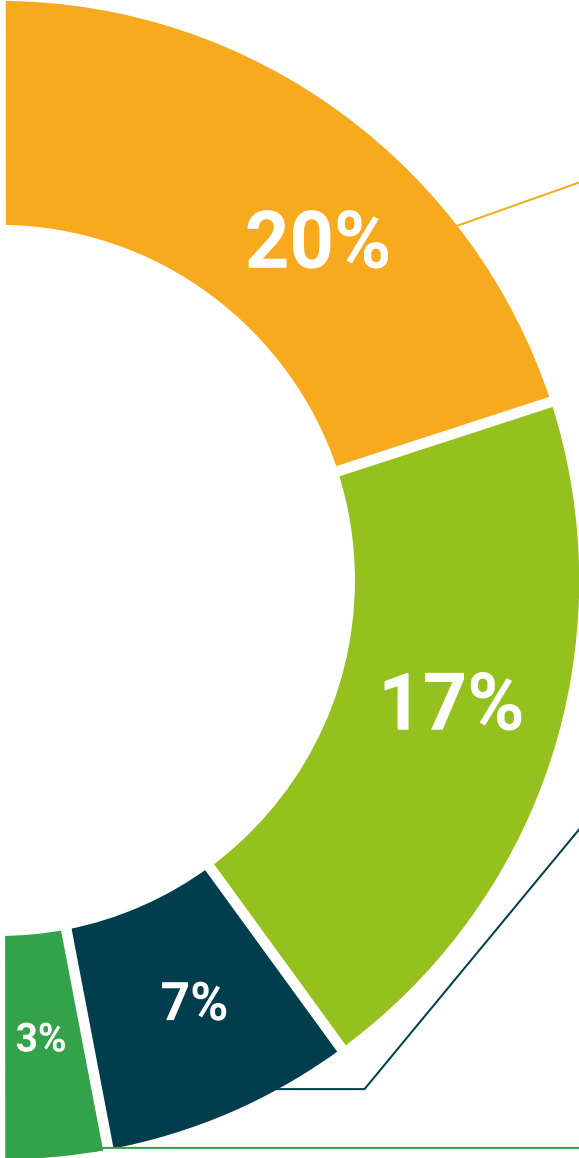
This exclusive educational system for presenting multimedia content was awarded by Microsoft as a "European Success Story".



Additional Reading

Recent articles, consensus documents, international guides... In our virtual library you will have access to everything you need to complete your education.





Case Studies

Students will complete a selection of the best case studies in the field. Cases that are presented, analyzed, and supervised by the best specialists in the world.



Testing & Retesting

We periodically assess and re-assess your knowledge throughout the program. We do this on 3 of the 4 levels of Miller's Pyramid.



Classes

There is scientific evidence suggesting that observing third-party experts can be useful.
Learning from an expert strengthens knowledge and memory, and generates confidence for future difficult decisions.



Quick Action Guides

TECH offers the most relevant contents of the course in the form of worksheets or quick action guides. A synthetic, practical and effective way to help students progress in their learning.



06 Certificate

The Postgraduate Certificate in Radiotherapy for Prostate and Other Urologic Tumors guarantees students, in addition to the most rigorous and up-to-date education, access to a Postgraduate Certificate issued by TECH Global University.



“

*Successfully complete this program
and receive your university qualification
without having to travel or fill out laborious
paperwork”*

This program will allow you to obtain a **Postgraduate Certificate in Radiotherapy for Prostate and Other Urologic Tumors** endorsed by **TECH Global University**, the world's largest online university.

TECH Global University, is an official European University publicly recognized by the Government of Andorra ([official bulletin](#)). Andorra is part of the European Higher Education Area (EHEA) since 2003. The EHEA is an initiative promoted by the European Union that aims to organize the international training framework and harmonize the higher education systems of the member countries of this space. The project promotes common values, the implementation of collaborative tools and strengthening its quality assurance mechanisms to enhance collaboration and mobility among students, researchers and academics.

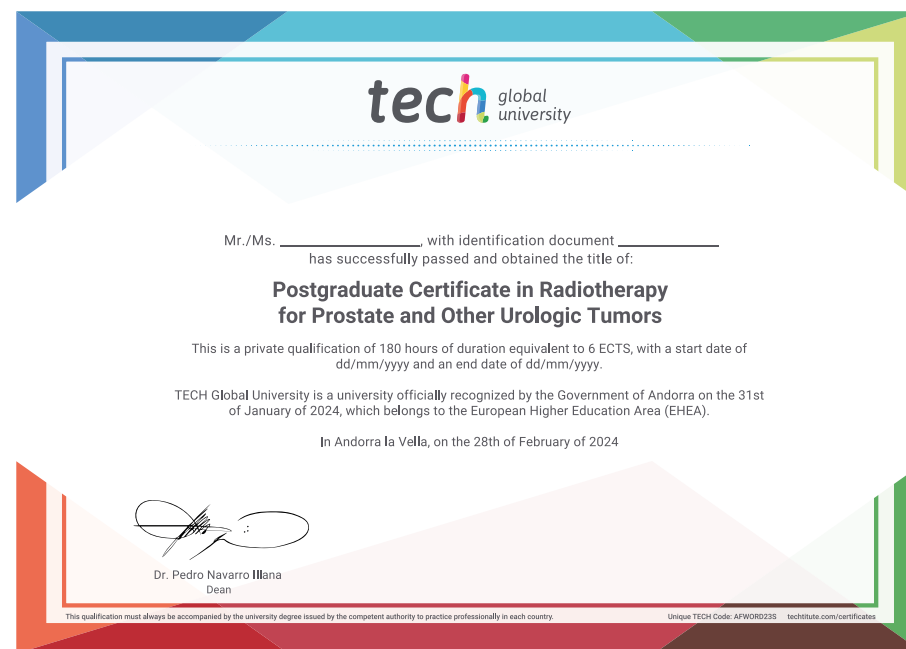
This **TECH Global University title**, is a European program of continuing education and professional updating that guarantees the acquisition of competencies in its area of knowledge, providing a high curricular value to the student who completes the program.

Title: **Postgraduate Certificate in Radiotherapy for Prostate and Other Urologic Tumors**

Modality: **online**

Duration: **6 weeks**

Accreditation: **6 ECTS**



*Apostille Convention. In the event that the student wishes to have their paper diploma issued with an apostille, TECH Global University will make the necessary arrangements to obtain it, at an additional cost.



Postgraduate Certificate
Radiotherapy for Prostate and
Other Urologic Tumors

- » Modality: online
- » Duration: 6 weeks
- » Certificate: TECH Global University
- » Accreditation: 6 ECTS
- » Schedule: at your own pace
- » Exams: online

Postgraduate Certificate

Radiotherapy for Prostate and Other Urologic Tumors