

Postgraduate Certificate

Postoperative Monitoring and Supplementation after Bariatric Surgery





Postgraduate Certificate Postoperative Monitoring and Supplementation after Bariatric Surgery

Course Modality: Online

Duration: 6 weeks

Certificate: TECH Technological University

6 ECTS Credits

Teaching Hours: 150 hours.

Website: www.techtitute.com/medicine/postgraduate-certificate/postgraduate-certificate-postoperative-monitoring-supplementation-bariatric-surgery

Index

01

Introduction

p. 4

02

Objectives

p. 8

03

Course Management

p. 12

04

Structure and Content

p. 20

05

Methodology

p. 26

06

Certificate

p. 32

01

Introduction

This intensive training in Postoperative Monitoring and Supplementation after Bariatric Surgery presents a consensus of recommendations based on the evidence described in the literature and provides important information on how to assess, educate, diet and monitor patients for bariatric surgery.





“

The Postgraduate Certificate was created to take the professional through the essential knowledge in each and every one of the areas that make up a high-level Bariatric Unit”

Obesity has reached epidemic proportions on a global scale in recent years. According to WHO data, there are more than 650 million obese people in the world, and every year 2.8 million people die from this cause worldwide. This has led to an increase in the number of bariatric surgeries performed in the world every year.

Although bariatric surgery achieves significant weight loss and leads to improvement or even resolution of most of the comorbidities associated with obesity, these patients should be subjected to strict postoperative nutritional monitoring.

In the postoperative period of any bariatric procedure, nutritional deficiencies may appear, which should be detected early and adequately corrected. However, the risk of developing nutritional deficits is not the same in all patients and, therefore, supplementation and monitoring must be individualized according to the surgical technique performed and patient characteristics.

There are certain population groups that should be considered independently in nutritional assessment and supplementation, such as children and adolescents, the elderly, and pregnant, lactating or postmenopausal women. Likewise, certain specific conditions that may appear in the postoperative period must be taken into consideration, such as anemia, protein malnutrition or even the appearance of neurological pathologies secondary to nutritional deficits.

This **Postgraduate Certificate in Bariatric Postoperative Monitoring and Supplementation after Bariatric Surgery** offers you the advantages of a high-level scientific, teaching, and technological course. These are some of its most notable features:

- ♦ Latest technology in online teaching software.
- ♦ Highly visual teaching system, supported by graphic and schematic contents that are easy to assimilate and understand.
- ♦ Practical cases presented by practising experts.
- ♦ State-of-the-art interactive video systems.
- ♦ Teaching supported by telepractice.
- ♦ Continuous updating and recycling systems.
- ♦ Self-regulating learning: full compatibility with other occupations.
- ♦ Practical exercises for self-evaluation and learning verification.
- ♦ Support groups and educational synergies: Questions to the course leaders, discussion and knowledge forums.
- ♦ Communication with the teacher and individual reflection work.
- ♦ Content that is accessible from any fixed or portable device with an Internet connection.
- ♦ Supplementary documentation databases are permanently available, even after the course.



A unique training program with which you can achieve professional success”

“

The professors for this Postgraduate Certificate have been selected based on two criteria: the excellence of their medical practice in the field of the creation, promotion and maintenance of bariatric units, and their proven didactic capacity. All in order to offer you the high quality training program that you need”

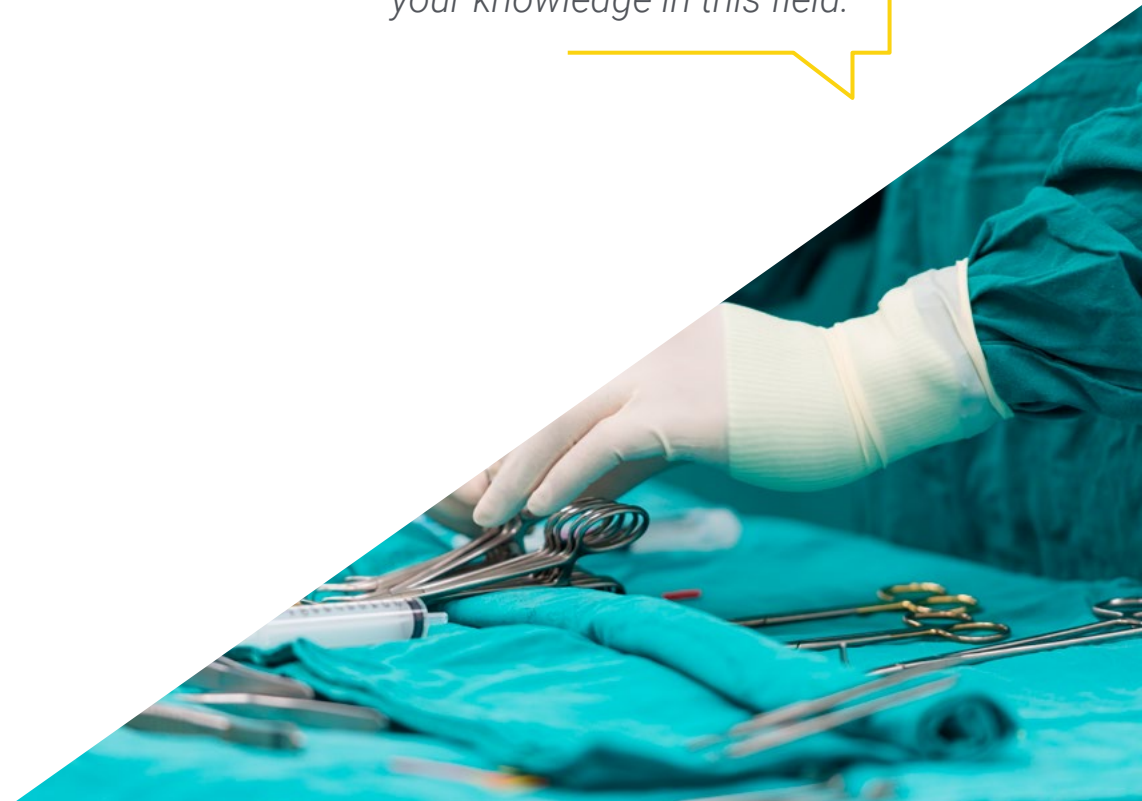
Our teaching staff is composed of medical professionals, practising specialists. In this way we ensure that we provide you with the training update we are aiming for. A multidisciplinary team of professors with training and experience in different settings, who will develop theoretical knowledge effectively, but, above all, will bring their practical knowledge derived from their own experience to the course: one of the differential qualities of this program.

This mastery of the subject is complemented by the effectiveness of the methodology used in the design of this course. Developed by a multidisciplinary team of e-learning courses, it integrates the latest advances in educational technology. This way, you will be able to study with a range of comfortable and versatile multimedia tools that will give you the operability you need in your training.

The design of this program is based on Problem-Based Learning: an approach that conceives learning as a highly practical process. To achieve this remotely, we will use telepractice: with the help of an innovative interactive video system, and learning from an expert, you will be able to acquire the knowledge as if you were actually dealing with the scenario you are learning about. A concept that will allow you to integrate and fix learning in a more realistic and permanent way.

Do not hesitate to take this training with us. You will find the best teaching material with virtual lessons.

This 100% online course will allow you to combine your studies with your professional work while expanding your knowledge in this field.



02 Objectives

This program aims to train highly qualified professionals for the workplace. An objective that is complemented, moreover, in a global manner, by promoting human development that lays the foundations for a better society. This objective is focused on helping surgical professionals reach a much higher level of expertise and control, meeting all the requirements in the field of bariatric surgery. A goal that, in just a few months, you will be able to achieve with a highly intensive and precise course.





“

Our goal is yours: to provide you with the best online training and specialization course in Bariatric Surgery on the market. A highly qualified step, from the hands of the best professionals in this specialty”



General Objectives

- Determine how different techniques can influence the evolution of the patient
- Monitor the nutritional evolution of the patient
- Establish the basic recommendations in relation to the special nutritional requirements of child, adolescent and elderly candidates for bariatric surgery.
- Know the nutritional requirements during pregnancy and breastfeeding in women who have previously undergone bariatric surgery
- Identify the specific nutritional risks of the menopause after bariatric surgery





Specific Objectives

- ♦ Describe the parameters to be evaluated in a correct nutritional assessment.
- ♦ Define the guidelines for providing appropriate nutritional education.
- ♦ Analyze the nutritional needs of patients in relation to an intervention.
- ♦ Establish a program for monitoring the nutritional status of a patient.
- ♦ Identify the nutritional risk during pregnancy and breastfeeding in women who have previously undergone bariatric surgery.
- ♦ Know the maternal-fetal outcomes of this type of pregnancy.
- ♦ Identify the specific risks of each type of surgery.
- ♦ Know the guidelines for supplementation of micronutrients during pregnancy and breastfeeding.
- ♦ Know the nutritional treatment guidelines during menopause in women who have previously undergone bariatric surgery.
- ♦ Identify the occurrence of anemia, hypoproteinemia and neurological disorders.

03

Course Management

For our Postgraduate Certificate to be of the highest quality, we are proud to work with a teaching staff of the highest level, chosen for their proven track record in the field of Bariatric Surgery. A multidisciplinary team, made up of professionals who will contribute their vision and experience to this comprehensive course. A unique opportunity to learn from the best.





“

Your professors in this Postgraduate Certificate will be a team of professionals with solid backgrounds: a unique opportunity to learn directly from the best in the field”

International Guest Director

Dr. Alec Beekely is an international eminence in Bariatric and Metabolic Surgery. Throughout his career, this specialist has mastered the most disruptive tools and procedures to intervene patients with pathologies such as Morbid Obesity, Diabetes, among others. Thanks to his extensive experience and continuous updating, he has become the Director of the surgical program, focused on this area, at Thomas Jefferson University Hospital in the United States.

At the same time, the expert maintains close ties with the Trauma and Intensive Care Service of the same health institution. Through this work, he has performed operations on people in serious or acute conditions and, in turn, supervises the progress of residents and interns under his care. In addition, he is an instructor of Advanced Life Support in Trauma.

Similarly, his research career has been linked to clinical analysis projects. In particular, Dr. Beekley has addressed in depth the management of the Roux-en-Y gastric bypass technique and its subsequent outcomes such as weight loss and ulceration. He is also a scientific reviewer for multiple peer-reviewed journals such as Surgery for Obesity and Related Diseases and the Journal of Trauma.

On the other hand, this specialist has a long career in the medical-war context. His beginnings in the field of military surgery have been linked to combat and extreme situations such as the wars in Afghanistan and Iraq. Given his merits in this complex field, he has received various awards such as the Bronze and Meritorious Service Medals awarded by his country's army.

Dr. Beekley has also been an active member of several scientific societies and committees. In this way, through his intense healthcare management, he has become a true reference in world medicine..



Dr. Beekley, Alec

- Director of the Metabolic and Bariatric Surgery Program at Thomas Jefferson University Hospital
- Advanced Life Support Instructor in the Trauma and Intensive Care Service at Thomas Jefferson University Hospital
- Director of the Combat Casualty Research Team at the 28th Combat Support Hospital in Baghdad, Iraq
- Staff Surgeon General, 102nd Forward Surgical Team, Kandahar, Afghanistan
- General Surgeon, Madigan Army Medical Center, Tacoma
- General Surgeon at Blanchfield Army Community Hospital in Kentucky
- M.D., Case Western Reserve University



Thanks to TECH, you will be able to learn with the best professionals in the world"

Management



Dr. Priego Jiménez, Pablo

- Specialist Physician, Department of General and Digestive System Surgery, Ramón y Cajal University Hospital (Madrid). Esophagogastric, Bariatric and Minimally Invasive Surgery Unit (January 2015-...)
- PhD in Medicine from the University of Miguel Hernández de Elche (2013). (Outstanding "Cum Laude")
- Fellowship in Gastric Oncology Surgery in the "Gastric Cancer Department" in the Cancer Institute Hospital (Tokyo) with Professor Takeshi Sano (July 2018).
- Fellowship in Esophagogastric and Minimally Invasive Oncological Surgery in the Division of Esophageal and Upper Gastrointestinal Surgery at Queen Mary Hospital, Hong Kong with Professor Simon Law (January-March 2014).
- Degree in Medicine from the Complutense University Madrid (1996 - 2002).
- Master's Degree in Advanced Laparoscopic Surgery. University of Alcalá (2007).
- Master's Degree in Clinical Management, Medical, and Welfare Management. University of CEU(2019)
- Medical Specialist in the Department of General and Digestive System Surgery at the General Hospital of Villalba (Madrid). Esophagogastric and Bariatric Surgery Unit (Oct 2014- Dec 2014)
- Medical Specialist in the Department of General and Digestive System Surgery at the General University Hospital of Castellón. Esophagogastric, Hepatobiliopancreatic and Thoracic Surgery Unit (Jun 2008-Sep 2014).



Dr. Ruiz-Tovar Polo, Jaime

- Bariatric Surgeon in the Centre for Excellence for the Study and Treatment of Obesity. Valladolid. Bariatric Surgery Unit (2017-2020).
- Faculty Specialist in the Bariatric Surgery Unit. Rey Juan Carlos University Hospital, Madrid (2014-2020).
- Coordinator of the Bariatric Surgery Unit. Elche University General Hospital(2010 -2014)
- Specialist in General and Digestive Surgery. Henares University Hospital Madrid (2019-2020)
- Doctorate in Medicine from the Autonomous University Madrid
- Degree in Medicine from the Autonomous University Madrid.
- Master's Degree in Advanced Laparoscopic Surgery. University of Alcalá
- Specialist in General and Digestive System Surgery
- Diploma of Expert Level Competence by the Spanish Society of Obesity Surgery (SECO).
- Diploma in Obesity and Metabolic Diseases Surgery. European Accreditation Council for Bariatric Surgery of IFSO. 2000 hours.

Professors

Dr. Castro Alija, María José

- ♦ Nutrition Specialist in Valladolid Health Clinic.
- ♦ Consultant Physician at the Center of Excellence for the Treatment of Obesity and Metabolic Diseases in Valladolid.
- ♦ PhD in Medicine and Surgery from the University of Valladolid.
- ♦ Degree in Medicine and Surgery from the University of Valladolid in 1992.
- ♦ Doctor Professor since 2002 at the University of Valladolid in the following subjects,
- ♦ Clinical Nutrition
- ♦ Dietetics and Diet Therapy
- ♦ Extensive teaching experience, 4 five-year teaching periods recognized by the University of Valladolid with a rating of excellent in the DOCENTIA program.

Dr. Jiménez, José María

- ♦ Administration and clinical management of patients in the European Accreditation Council for Bariatric Surgery at the Center of Excellence for the Study and Treatment of Obesity. Valladolid. Bariatric Surgery Unit (2010- present).
- ♦ Professor in the Nursing Faculty. University of Valladolid
- ♦ PhD from the University of Valladolid. University Diploma in Nursing.
- ♦ Master's Degree in Integrated Management. University Course in Health Organization and Management.
- ♦ Master's Degree in Health Emergencies and Disasters.
- ♦ University specialist in Gender Studies and Equality Policy Management.
- ♦ Attending Nurse at the Río Hortega University Hospital, Valladolid (2009-2018).

Dr. Molina-Amador García, Alicia

- ♦ Dietitian-nutritionist in private practice (2017-present).
- ♦ Dietitian-nutritionist postdoctoral researcher linked to research projects in the Surgery Service at Sant Joan de Reus University Hospital (2016-present).
- ♦ PhD in Biomedicine from Rovira i Virgili University (2016).
- ♦ Diploma in Human Nutrition and Diet from Rovira i Virgili University (2010).
- ♦ Master's Degree in Nutrition and Metabolism from Rovira i Virgili University (2012).
- ♦ Master's Degree in Genetic, Nutritional and Environmental Determinants of Growth and Development from Rovira i Virgili University in 2013.
- ♦ Postgraduate Degree in Research: Design and Statistics in Health Sciences from Autonomous University of Barcelona (2014).
- ♦ Diploma of Specialized Nutrition in Obesity Surgery from the Mexican College of Obesity Surgery and Metabolic Diseases in 2017.
- ♦ Associate Professor in the Surgery Service of the Rovira i Virgili University (2018-present).
- ♦ Professor of the Master's Degree in Obesity Surgery SECO/AEC/Editorial Panamericana (2019-present).

Dr. García Ruíz, Amador

- ♦ Faculty Specialist in Services Commissions at Vall d'Hebron University Hospital, Barcelona since January 2019.
- ♦ Degree in Medicine. Faculty of Medicine and Dentistry. Basque Country University / Euskal Herriko
- ♦ PhD from the University of the Basque Country / Euskal Herriko Unibertsitatea. Doctoral Thesis 19/11/2015 entitled: Critical Analysis of Vertical Gastrectomy as a Bariatric Surgical Technique. Outstanding Cum Laude Qualification.
- ♦ Diploma in Research Methodology: Design and Statistics in Health Sciences. Autonomous University of Barcelona.
- ♦ Resident of General and Digestive System Surgery. Bellvitge University Hospital, Llobregat Hospital. Barcelona: 16th June 2003 - 15th June 2008
- ♦ External rotation at the Surgery Department of the Western General Hospital. Colorectal Unit. Edinburgh (United Kingdom). February-April 2008
- ♦ Assistant of the General and Digestive System Surgery Service of the Bellvitge University Hospital from 1/1/2009 to 31/5/2018.

Dr. Sarmiento Alarcón, Andrei Gustavo

- ♦ Medicina Humana Universidad Nacional de Trujillo (UNT)
- ♦ Specialty: General Surgery University: Universidad Nacional Mayor de San Marcos (UNMSM) Headquarters: Hospital Nacional Edgardo Rebagliati Martins (HNERM)
- ♦ Fellowship in Bariatric and Metabolic Surgery, training in robotic-laparoscopic surgery in obesity and diabetes surgery, with international diploma degree. Center of excellence for the study and treatment of obesity and diabetes
- ♦ Diploma in general ultrasound (with post-graduate level): abdominal, soft tissue, musculoskeletal, color Doppler, pediatrics and emergency ultrasound. Obstetrical and gynecological ultrasonography, 3D, 4D. Trujillo National University
- ♦ Diploma in bioethics and health malpractice prevention. Trujillo National University

Dr. Antozzi, Luciano

- ♦ Vice-coordinator of the Bariatric Endoscopy Committee of the Argentine Society of Obesity Surgery.
- ♦ PhD in Medicine from Maimónides University, Buenos Aires, Argentina.
- ♦ Clinical Surgical Specialist awarded by District X - Italian Hospital of Bahía Blanca.
- ♦ Bariatric Surgery Specialist.
- ♦ Specialist in esophago-gastric surgery and therapeutic endoscopy of the upper digestive tract.
- ♦ Intern at the Surgery Department of the Hospital Italiano, Bahía Blanca, Argentina
- ♦ Intern in the Esophago-gastric Department at the Italian Hospital of Bahía Blanca.
- ♦ Coordinator of the Esophago-gastric Surgery Department at the Italian Hospital of Bahía Blanca.
- ♦ Bariatric surgery intern at the Bahía Blanca Special Surgery Center.
- ♦ Active Member of the Argentinian Association of Surgery.
- ♦ Member of the Esophago-gastric Surgery Committee of the Argentinean Association of Surgery.
- ♦ Active member of the Argentine Society of Obesity Surgery.

Morales, Ángela

- ♦ Researcher in the Clinical Nutrition and Dietetics Unit at Gregorio Marañón Hospital.
- ♦ Dietitian-nutritionist in the Obesity Unit at HM Montepríncipe.
- ♦ Collaborator in Practical Teaching for the subject Epidemiology and Public Health (UCM). Degree in Human Nutrition and Dietetics
- ♦ Collaborated in the teaching practice Degree in Human Nutrition and Dietetics while practicing at Gregorio Marañón Hospital.
- ♦ Collaborator in Practical Teaching - Seminars in Clinical Nutrition (Elective - Medical Degree at the Complutense University of Madrid).
- ♦ Appointed Collaborating Professor in Practical Teaching. Department of Medicine in the Faculty of Medicine - Complutense University, Madrid.
- ♦ Doctoral candidate in the PhD program in Medical-Surgical Sciences at the Complutense University in Madrid.
- ♦ Master's Degree in Human Nutrition and Applied Dietetics (Specialty: Clinic) - Complutense University, Madrid.
- ♦ Grade in Human Nutrition and Dietetics from the Complutense University of Madrid.





Dr. Motilla de la Cámara, Marta

- ♦ Associate Physician in the Clinical Nutrition and Dietetics Unit, Endocrinology and Nutrition Service, Gregorio Marañón University General Hospital, Madrid.
- ♦ Attending physician in the Endocrinology and Nutrition Department Infanta Leonor Hospital, Madrid.
- ♦ Specialist in Endocrinology and Nutrition at Clínica Valde lasfuentes and Clínica Jaca.
- ♦ Author and coauthor of 2 modules for the online course: University Expert in Clinical Nutrition and Nutritional Health 1st and 2nd editions.
- ♦ Lecturer - Nutrition and Sport classes - Rey Juan Carlos University, Madrid.
- ♦ Honorary Collaborator in the Faculty of Medicine Department, during the academic year.
- ♦ Degree in Medicine from the Autonomous University Madrid
- ♦ Specialized in the nutrition of patients in onco-radiotherapy, onco-hematology, head and neck, esophago-gastric surgery, neurosurgery, geriatrics and maxillofacial surgery.
- ♦ Specialized health training (MIR): Endocrinology and Nutrition at the Gregorio Marañón University General Hospital in Madrid from the Ministry of Health and Consumer Affairs.

“

This Postgraduate Certificate offers you access to the most innovative protocols in the organization of an increasingly advanced service”

04

Structure and Content

The contents of this Postgraduate Certificate have been developed by the different experts in this course, with a clear purpose: allow students to acquire each and every one of the necessary skills to become true expert in this subject matter. A complete and well-structured program that will take you to the highest standards of quality and success.





“

*A comprehensive teaching program,
structured in well-developed teaching units,
oriented toward learning that is compatible
with your personal and professional life”*

Module 1 Postoperative Aftercare and Supplementation

- 711. Postoperative Aftercare and Screening for Nutritional Deficiencies
 - 1.1.1. Dietary and Lifestyle Guidelines after Bariatric Surgery
 - 1.1.2. Macronutrient Deficiencies
 - 1.1.2.1. Vitamins.
 - 1.1.2.2. Minerals
- 1.2. Postoperative Supplementation Mineral and Vitamin Supplements
 - 1.2.1. Supplementation in Restrictive Techniques
 - 1.2.2. Supplementation in Malabsorption Techniques
 - 1.2.3. Supplementation in Mixed Techniques
- 1.3. Nutritional Recommendations after Restrictive Techniques
 - 1.3.1. Nutritional Recommendations in Patients Undergoing Restrictive Techniques
 - 1.3.2. Post- Surgery Complications and Nutritional Problems
- 1.4. Nutritional Recommendations after Mixed Techniques
 - 1.4.1. Introduction
 - 1.4.2. Nutritional Objectives
 - 1.4.3. Dietary Progression after Surgery
 - 7.4.3.1. Clear Liquid Diet
- 1.5. Nutritional Recommendations after Malabsorptive Techniques.
 - 1.5.1. Introduction
 - 1.5.2. Preoperative Evaluation and Supplementation
 - 1.5.3. Postoperative Diet and Supplementation
 - 1.5.3.1. Proteins
 - 1.5.3.2. Micronutrients
 - 1.5.4. Gastrointestinal Symptoms
 - 1.5.5. Long-Term Monitoring
 - 1.5.6. Conclusions
- 1.6. Nutritional Management of Patients Suffering from Complications (Critical Patients).
 - 1.6.1. Nutritional Assessment for Critically Ill Patients
 - 1.6.2. Therapeutic Approach for Patients with Complications





- 1.7. Specific Nutritional Requirements in Children and Adolescents
 - 1.7.1. Introduction
 - 1.7.2. Nutritional Recommendations
 - 1.7.3. Assessment of Nutritional Status
 - 1.7.4. Nutritional Education
 - 1.7.5. Nutritional Needs
 - 1.7.6. Monitoring of Nutritional Status
- 1.8. Special Nutritional Requirements in the Elderly
 - 1.8.1. Preoperative Age-Focused Assessment
 - 1.8.2. Age-related Physiological Changes that Alter Supplementation
 - 1.8.3. Special Supplementation and Monitoring
- 1.9. Special Nutritional Requirements in Women (Pregnancy, Breastfeeding and Menopause)
 - 1.9.1. Introduction
 - 1.9.2. Obesity and Reproductive Function in Women
 - 1.9.3. Bariatric Surgery, Pregnancy and Breastfeeding
 - 1.9.3.1. Dietary Recommendations
 - 1.9.3.2. Nutritional Supplements
 - 1.9.3.3. Gestational Diabetes
 - 1.9.3.4. Pregnancy Complications after Bariatric Surgery
 - 1.9.3.5. Neonatal Care
 - 1.9.3.6. Nursing
 - 1.9.4. Bariatric Surgery and Menopause
- 1.10. Postoperative Management of Specific Complications: Anaemia, Protein Deficiency and Neurological Problems
 - 1.10.1. Introduction
 - 1.10.2. Anaemia
 - 1.10.3. Protein Deficiency
 - 1.10.4. Neurological Complications

05

Methodology

This training provides you with a different way of learning. Our methodology uses a cyclical learning approach: **Re-learning**.

This teaching system is used in the most prestigious medical schools in the world, and major publications such as the **New England Journal of Medicine** have considered it to be one of the most effective.



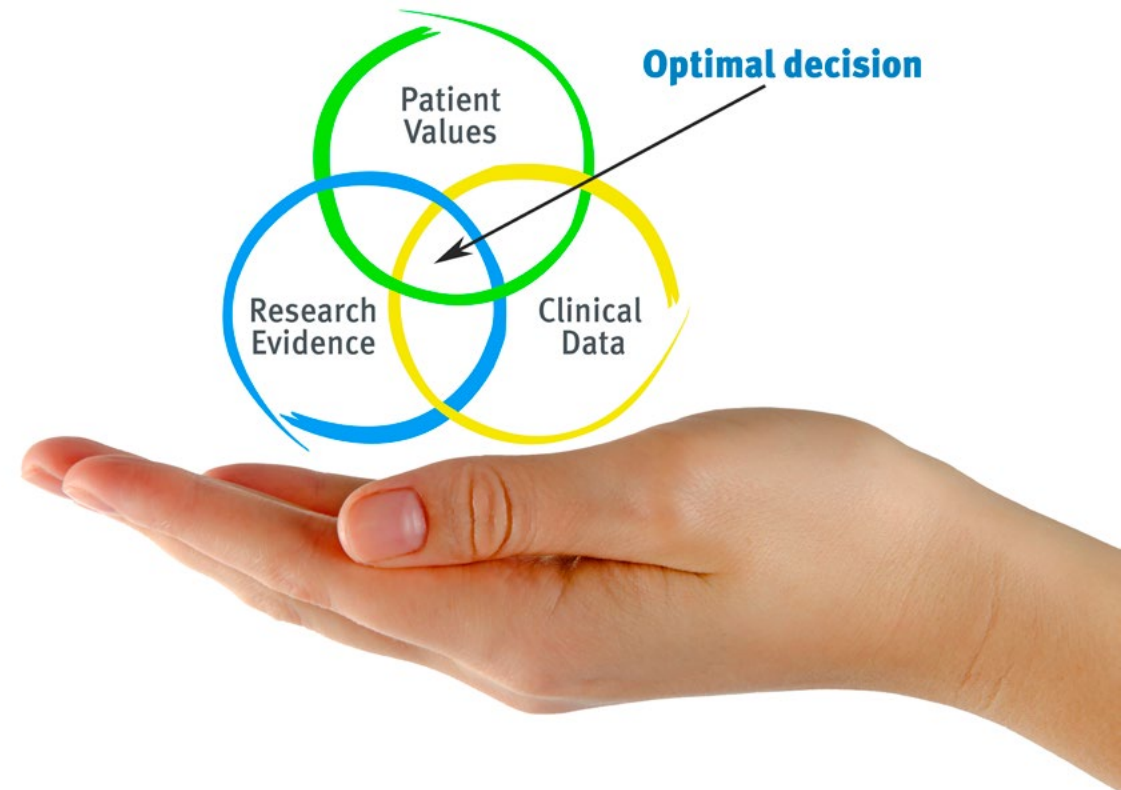
“

Discover Re-learning, a system that abandons conventional linear learning, to take you through cyclical teaching systems: a way of learning that has proven to be extremely effective, especially in subjects that require memorization”

At TECH we use the Case Method

In a given situation, what would you do? Throughout the program you will be presented with multiple simulated clinical cases based on real patients, where you will have to investigate, establish hypotheses and, finally, resolve the situation. There is an abundance of scientific evidence on the effectiveness of the method. Specialists learn better, faster, and more sustainably over time.

With TECH you can experience a way of learning that is shaking the foundations of traditional universities around the world.



According to Dr. Gervas, the clinical case is the annotated presentation of a patient, or group of patients, which becomes a "case", an example or model that illustrates some peculiar clinical component, either because of its teaching potential or because of its uniqueness or rarity. It is essential that the case is based on current professional life, trying to recreate the real conditions in the physician's professional practice.

“

Did you know that this method was developed in 1912 at Harvard for law students? The case method consisted of presenting students with real-life, complex situations for them to make decisions and justify their decisions on how to solve them. In 1924, Harvard adopted it as a standard teaching method”

The effectiveness of the method is justified by four fundamental achievements:

1. Students who follow this method not only grasp concepts, but also develop their mental capacity by evaluating real situations and applying their knowledge.
2. The learning process has a clear focus on practical skills that allow the student to better integrate into the real world.
3. Ideas and concepts are understood more efficiently, given that the example situations are based on real-life.
4. Students like to feel that the effort they put into their studies is worthwhile. This then translates into a greater interest in learning and more time dedicated to working on the course.



Re-learning Methodology

At TECH we enhance the Harvard case method with the best 100% online teaching methodology available: Re-learning.

Our University is the first in the world to combine the study of clinical cases with a 100% online learning system based on repetition, combining a minimum of 8 different elements in each lesson, which represent a real revolution with respect to simply studying and analyzing cases.



The physician will learn through real cases and by solving complex situations in simulated learning environments. These simulations are developed using state-of-the-art software to facilitate immersive learning.

At the forefront of world teaching, the Re-learning method has managed to improve the overall satisfaction levels of professionals who complete their studies, with respect to the quality indicators of the best Spanish-speaking online university (Columbia University).

With this methodology we have trained more than 250,000 physicians with unprecedented success, in all clinical specialties regardless of the surgical load. All this in a highly demanding environment, where the students have a strong socio-economic profile and an average age of 43.5 years.


Re-learning will allow you to learn with less effort and better performance, involving you more in your training, developing a critical mindset, defending arguments, and contrasting opinions: a direct equation to success.

In our program, learning is not a linear process, but rather a spiral (we learn, unlearn, forget, and re-learn). Therefore, we combine each of these elements concentrically.

The overall score obtained by our learning system is 8.01, according to the highest international standards.



In this program you will have access to the best educational material, prepared with you in mind:



Study Material

All teaching material is produced by the specialists who teach the course, specifically for the course, so that the teaching content is highly specific and precise.

This content is then adapted in an audiovisual format that will create our way of working online, with the latest techniques that allow us to offer you high quality in all of the material that we provide you with.



Latest Techniques and Procedures on Video

We introduce you to the latest techniques, to the latest educational advances, to the forefront of current medical techniques. All this, in first person, with the maximum rigor, explained and detailed for your assimilation and understanding. And best of all, you can watch them as many times as you want.



Interactive Summaries

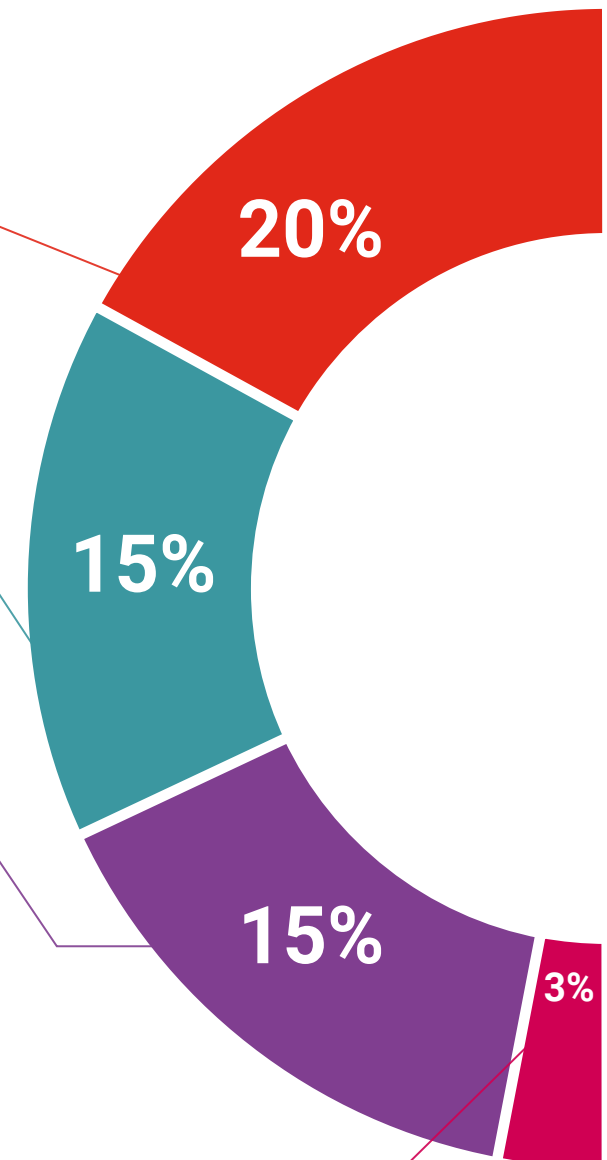
We present the contents attractively and dynamically in multimedia lessons that include audio, videos, images, diagrams, and concept maps in order to reinforce knowledge.

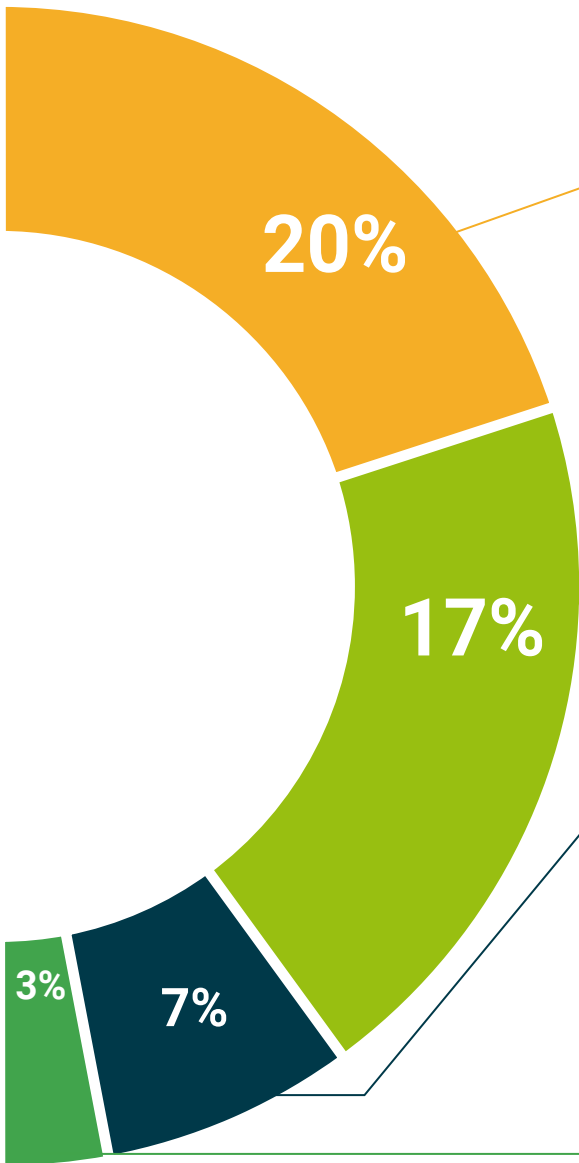
This unique training system for presenting multimedia content was awarded by Microsoft as a "European Success Story".



Additional Reading

Recent articles, consensus documents, international guides... in our virtual library you will have access to everything you need to complete your training.





Expert-Led Case Studies and Case Analysis

Effective learning ought to be contextual. Therefore, we will present you with real case developments in which the expert will guide you through the care provided and the resolution of different situations: a clear and direct way to achieve the highest level of understanding.



Testing & Retesting

We periodically evaluate and re-evaluate your knowledge throughout the program, through assessment and self-assessment activities and exercises: so that you can see how you are achieving your goals.



Classes

There is scientific evidence suggesting that observing third-party experts can be useful.

Learning from an expert strengthens knowledge and memory, and generates confidence in our future difficult decisions.



Quick Action Guides

We offer you the most relevant contents of the course in the form of worksheets or quick action guides. A synthetic, practical, and effective way to help you progress in your learning.



06 Certificate

The **Postgraduate Certificate in Postoperative Monitoring and Supplementation after Bariatric Surgery** guarantees, in addition to a rigorous and updated training, access to a qualification issued by **TECH Technological University**.



“

Successfully complete this training and receive your university degree without travel or laborious paperwork”

This **Postgraduate Certificate in Postoperative Monitoring and Supplementation after Bariatric Surgery** contains the most complete and up-to-date scientific program on the market.

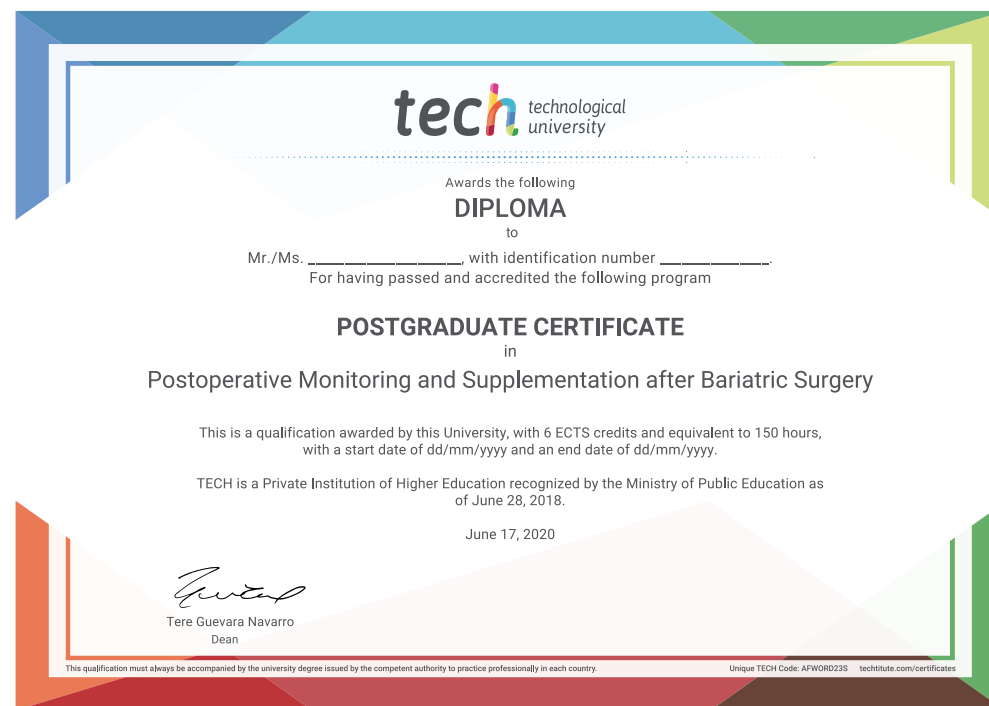
After the student has passed the evaluations, they will receive their corresponding **certificate** issued by **TECH Technological University** via tracked delivery.

The certificate issued by **TECH Technological University** will specify the qualification obtained through the Postgraduate Certificate, and meets the requirements commonly demanded by labor exchanges, competitive examinations, and professional career evaluation committees.

Title: **Postgraduate Certificate in Postoperative Monitoring and Supplementation after Bariatric Surgery**

ECTS: 6

Official Number of Hours: 150



*Apostille Convention. In the event that the student wishes to have their paper diploma issued with an apostille, TECH EDUCATION will make the necessary arrangements to obtain it, at an additional cost.

future
health confidence people
education information tutors
guarantee accreditation teaching
institutions technology learning
community commitment
personalized service innovation
knowledge present
development languages
virtual classroom



Postgraduate Certificate
Postoperative Monitoring
and Supplementation
after Bariatric Surgery

Course Modality: Online

Duration: 6 weeks

Certificate: TECH Technological University

6 ECTS Credits

Teaching Hours: 150 hours.

Postgraduate Certificate

Postoperative Monitoring and Supplementation after Bariatric Surgery