

Postgraduate Certificate

Pediatric Systemic Pathology with Cutaneous Manifestations





Postgraduate Certificate Pediatric Systemic Pathology with Cutaneous Manifestations

- » Modality: online
- » Duration: 6 weeks
- » Certificate: TECH Technological University
- » Dedication: 16h/week
- » Schedule: at your own pace
- » Exams: online

Website: www.techtute.com/pk/medicine/postgraduate-certificate/pediatric-systemic-pathology-cutaneous-manifestations

Index

01

Introduction

p. 4

02

Objectives

p. 8

03

Course Management

p. 12

04

Structure and Content

p. 18

05

Methodology

p. 22

06

Certificate

p. 30

01

Introduction

At the diagnostic level, the advances in the knowledge of disease etiology, emerging pathologies, new imaging and laboratory techniques, in addition to the diagnostic algorithms that are in continuous renewal, have resulted the need to keep our knowledge of Pediatric Dermatology constantly up to date.





“

Update your knowledge with the Postgraduate Certificate in Pediatric Systemic Pathology with Cutaneous Manifestations in a practical way adapted to your needs”

Pediatric dermatology constitutes an important part of any dermatologist's healthcare activity. In the case of specialized units, it may account for up to 100% of their healthcare workload.

Due to the intrinsic characteristics of this dermatology subspecialty, not all professionals feel comfortable caring for pediatric patients. But it is vitally important to have up-to-date knowledge in this area in order to provide quality care to the youngest patients.



Increase your skills in the approach to Systemic Pathologies in Children through this program"

This **Postgraduate Certificate in Pediatric Systemic Pathology with Cutaneous Manifestations** contains the most complete and up-to-date scientific program on the market. The most important features include:

- Clinical cases presented by experts in psychology
- The graphic, schematic, and practical contents with which they are created, provide scientific and practical information on the disciplines that are essential for professional practice
- Diagnostic and therapeutic developments in Pediatric Systemic Pathology with Cutaneous Manifestations
- An algorithm-based interactive learning system for decision-making in the clinical situations presented throughout the course
- With special emphasis on evidence-based medicine and research methodologies in emergencies
- All of this will be complemented by theoretical lessons, questions to the expert, debate forums on controversial topics, and individual reflection assignments
- Content that is accessible from any fixed or portable device with an Internet connection

“

This Postgraduate Certificate may be the best investment you can make when selecting a refresher program, for two reasons: in addition to updating your knowledge of Pediatric Systemic Pathology with Cutaneous Manifestations, you will obtain a qualification from TECH Technological University”

The Postgraduate Certificate includes real clinical cases and exercises to bring the development of theory closer to the dermatologist's clinical practice.

Make the most of the opportunity to update your knowledge in Pediatric Systemic Pathology with Cutaneous Manifestations and improve patient care.

The program's teaching staff includes professionals from the sector who contribute their work experience to this educational program, as well as renowned specialists from leading societies and prestigious universities.

Its multimedia content, developed with the latest educational technology, will provide the professional with situated and contextual learning, i.e., a simulated environment that will provide an immersive education programmed to learn in real situations.

The design of this program focuses on Problem-Based Learning, by means of which the professional must try to solve the different professional practice situations that are presented throughout the academic course. For this purpose, the student will be assisted by an innovative interactive video system created by renowned experts.



02

Objectives

The main program objective is to develop both theoretical and practical learning so that professionals can rigorously master the study of Pediatric Systemic Pathology with Cutaneous Manifestations in practical terms.



“

This refresher program will generate a sense of confidence when practicing medicine and will help you grow both personally and professionally”



General Objective

- Update the pediatric dermatologist's knowledge of the latest advances in the field of Pediatric Dermatology in order to increase quality care, physician safety and, thus, achieve the best outcome for the patient

“

Seize the opportunity and take the step to get up to date on the latest developments in Pediatric Systemic Pathology with Cutaneous Manifestations”





Specific Objectives

- Describe the physiological changes in a newborn skin in order to recognize and differentiate them from pathological situations
- Identify benign lesions and transient lesions that may appear in the neonatal period
- Explain the possible developmental alterations with cutaneous expression
- Determine autoimmune diseases in childhood and know how to apply the most appropriate test and treatment at each moment
- Identify cutaneous manifestations that, although not very striking, may lead to the diagnosis of systemic pathologies with cutaneous involvement


03

Course Management

This program includes highly regarded health professionals in the field of Dermatology in its teaching staff, who bring the experience of their work to this training.

In addition, renowned specialists, members of prestigious national and international scientific communities, are involved in designing and preparing the program.

200
51
MF:1.



06
2
1

DFOV 22.0cm
STND/I

L
1
0
0

R
1
0
1

“

Learn the latest advances in Pediatric Systemic Pathology with Cutaneous Manifestations from leading professionals”

International Guest Director

Dr. Kalyani S. Marathe is a leading figure in the field of **Pediatric Dermatology**, especially in the diagnosis and management of vulvar pathologies. A brilliant career of more than two decades of clinical and care experience, which has led her to assume positions of high responsibility as director of the Division of Dermatology. Because of this, and given her commitment to the treatment of children, she is affiliated with relevant children's hospitals in Cincinnati, such as Children's National Hospital and Cincinnati Children's Hospital Medical Center.

In this way, Marathe has become an internationally recognized specialist for her excellence in the care of skin conditions affecting children and adolescents, such as **Atopic Dermatitis, Birthmarks, Psoriasis or Epidermolysis Bullosa**. In this sense, this expert actively participates in every phase of the medical process, from the issuance of diagnoses in the clinical setting, through the performance of biopsies and the execution of laboratory analyses, to culminate with the implementation of appropriate treatments.

In addition to her outstanding career in healthcare, Marathe excels in the field of research, focusing her efforts on vulvar diseases in pediatric patients. A field that has led her to participate in clinical trials and to testify her advances through numerous scientific publications in high impact journals. In this way, her contribution to the knowledge of skin conditions developed in the intimate parts of children is remarkable.

An excellent communicator, her passion is reflected in her dedication to the training of future doctors. As an associate professor in the Department of Pediatrics and the Department of Dermatology at the University of Cincinnati, she has received teaching awards for training residents and medical students.



Dr. Marathe, Kalyani S.

- Affiliated with Children's National Hospital and Cincinnati Children's Hospital Medical Center
- Fellowship in Pediatric Dermatology from Columbia University
- Associate Professor in the Department of Pediatrics and the Department of Dermatology at the University of Cincinnati
- Medical Degree from the Virginia Commonwealth University School of Medicine

“

Thanks to TECH you will be able to learn with the best professionals in the world"

Management



Dr. Esteve Martínez, Altea

- ◆ Degree in Medicine and Surgery
- ◆ Doctor Specializing in Dermatology
- ◆ Associate Doctor of the Dermatology Service at the General University Hospital Consortium of Valencia, Spain
- ◆ Head of the Pediatric Dermatology Section at the General University Hospital Consortium of Valencia, Spain
- ◆ Coordinator of the Vascular Anomalies Committee of the General University Hospital Consortium of Valencia, Spain
- ◆ Member of the Spanish Academy of Dermatology and Venereology
- ◆ Vice-president of the Valencian Territorial Section of the Spanish Academy of Dermatology and Venereology
- ◆ Member of the Spanish Group of Pediatric Dermatology

Professors

Dr. Martin Hernández, José María

- ◆ Degree in Medicine and Surgery
- ◆ Dermatology Medical Specialist
- ◆ Assistant Physician in Dermatology at the Clinical Hospital of Valencia, Spain
- ◆ Head of the Pediatric Dermatology Service at the Clinical Hospital of Valencia, Spain
- ◆ Hospital Consortium of Valencia, Spain

Dr. Ortega Monzón, Carmen

- ◆ Degree in Medicine and Surgery
- ◆ Dermatology Medical Specialist
- ◆ Head of Dermatology at La Ribera de Alcira Hospital Valencia, Spain
- ◆ Head of Pediatric Dermatology at La Ribera de Alcira Hospital Valencia, Spain

Dr. Miguez Navarro, María Concepción

- ♦ Physician in the Pediatric Emergency Department at the Hospital General Universitario Gregorio Marañón
- ♦ Specialist in Pediatrics
- ♦ Author of the books: Pain management and sedoanalgesia procedures in pediatric emergencies
- ♦ Guide signs in Pediatric Emergency Department

Dr. Zaragoza Ninet, Violeta

- ♦ Assistant Physician of the Dermatology Service of the General Hospital Consortium of Valencia
- ♦ Head of the Cutaneous Allergies and Collagenopathies Section of the CHGUV
- ♦ President of the Valencian Section of AEDV
- ♦ Associate Professor of Medicine at the University of Valencia (UV)
- ♦ Degree in Medicine and Surgery from the UV Member of GEIDAC

Dr. Rodríguez López, Raquel

- ♦ Degree in Medicine and Surgery
- ♦ Dermatology Medical Specialist
- ♦ Assistant Physician in Clinical Analyses at the General University Hospital Consortium of Valencia, Spain
- ♦ Head of the Medical Genetics in Clinical Analysis Section at the General University Hospital Consortium of Valencia, Spain
- ♦ of Valencia, Spain
- ♦ Head of the Cutaneous Allergies and Collagenopathies Section at the General University Hospital Consortium of Valencia, Spain

Dr. Lorente, Jorge

- ♦ Pediatrician and Emergency Physician at the Gregorio Marañón Hospital.
- ♦ Pediatrician at Hospital Madrid Norte-Sanchinarro
- ♦ Co-author of the book Síntomas /signos guía en Urgencias Pediátricas (Symptoms/ guide signs in Pediatric Emergencies)
- ♦ Degree in Medicine and Surgery

Dr. Martínez Menchón, María Teresa

- ♦ Degree in Medicine and Surgery
- ♦ Dermatology Medical Specialist
- ♦ Assistant Physician in Dermatology at Virgen de la Arrixaca University Hospital (Murcia, Spain)
- ♦ Head of the Pediatric Dermatology Section at the Virgen de la Arrixaca University Hospital

Dr. Echevarría García, Begoña

- ♦ Specialist Physician at Anderson Cancer Center
- ♦ Physician at University Hospital Fundación Alcorcón
- ♦ Dermatologist at University Hospital Gregorio Marañón General University Hospital
- ♦ Medical specialist at University Hospital Morales Meseguer
- ♦ Physician at the Arnau de Vilanova Hospital
- ♦ Doctor in Medicine and Surgery, Universidad Autónoma de Barcelona

05

Structure and Content

The content structure has been designed by a team of professionals who recognize the implications of specialization in the daily medical practice in Pediatric Systemic Pathology with Cutaneous Manifestations, who are aware of the relevance of current specialization to treat patients with dermatological pathologies, and who are committed to quality teaching using new educational technologies.





“

This Postgraduate Certificate in Pediatric Systemic Pathology with Cutaneous Manifestations contains the most complete and up-to-date scientific program on the market”

Module 1. Advances in Collagenopathies and Autoinflammatory Diseases

- 1.1. Lupus Erythematosus and Antiphospholipid Syndrome
 - 1.1.1. Diagnosis
 - 1.1.2. Treatment
 - 1.1.3. Advances
- 1.2. Dermatomyositis
 - 1.2.1. Diagnosis
 - 1.2.2. Treatment
 - 1.2.3. Advances
- 1.3. Scleroderma
 - 1.3.1. Diagnosis
 - 1.3.2. Treatment
 - 1.3.3. Advances
- 1.4. Other Collagenopathies
 - 1.4.1. Anetoderma
 - 1.4.2. Mixed Connective Tissue Disease
 - 1.4.3. Sjögren's Syndrome
 - 1.4.4. Relapsing Polychondritis
- 1.5. Autoinflammatory Diseases
 - 1.5.1. Classification
 - 1.5.2. Diagnosis
 - 1.5.3. Treatment
 - 1.5.4. Advances



“

*A unique, key, and decisive
Training experience to boost
your professional development”*

05

Methodology

This academic program offers students a different way of learning. Our methodology uses a cyclical learning approach: **Relearning**.

This teaching system is used, for example, in the most prestigious medical schools in the world, and major publications such as the **New England Journal of Medicine** have considered it to be one of the most effective.





“

Discover Relearning, a system that abandons conventional linear learning, to take you through cyclical teaching systems: a way of learning that has proven to be extremely effective, especially in subjects that require memorization"

At TECH we use the Case Method

What should a professional do in a given situation? Throughout the program, students will face multiple simulated clinical cases, based on real patients, in which they will have to do research, establish hypotheses, and ultimately resolve the situation. There is an abundance of scientific evidence on the effectiveness of the method. Specialists learn better, faster, and more sustainably over time.

With TECH you will experience a way of learning that is shaking the foundations of traditional universities around the world.



According to Dr. Gérvas, the clinical case is the annotated presentation of a patient, or group of patients, which becomes a "case", an example or model that illustrates some peculiar clinical component, either because of its teaching power or because of its uniqueness or rarity. It is essential that the case is based on current professional life, trying to recreate the real conditions in the physician's professional practice.

“

Did you know that this method was developed in 1912, at Harvard, for law students? The case method consisted of presenting students with real-life, complex situations for them to make decisions and justify their decisions on how to solve them. In 1924, Harvard adopted it as a standard teaching method”

The effectiveness of the method is justified by four fundamental achievements:

1. Students who follow this method not only achieve the assimilation of concepts, but also a development of their mental capacity, through exercises that evaluate real situations and the application of knowledge.
2. Learning is solidly translated into practical skills that allow the student to better integrate into the real world.
3. Ideas and concepts are understood more efficiently, given that the example situations are based on real-life.
4. Students like to feel that the effort they put into their studies is worthwhile. This then translates into a greater interest in learning and more time dedicated to working on the course.



Relearning Methodology

At TECH we enhance the case method with the best 100% online teaching methodology available: Relearning.

This university is the first in the world to combine the study of clinical cases with a 100% online learning system based on repetition, combining a minimum of 8 different elements in each lesson, a real revolution with respect to the mere study and analysis of cases.

Professionals will learn through real cases and by resolving complex situations in simulated learning environments. These simulations are developed using state-of-the-art software to facilitate immersive learning.



At the forefront of world teaching, the Relearning method has managed to improve the overall satisfaction levels of professionals who complete their studies, with respect to the quality indicators of the best online university (Columbia University).

With this methodology, more than 250,000 physicians have been trained with unprecedented success in all clinical specialties regardless of surgical load. Our pedagogical methodology is developed in a highly competitive environment, with a university student body with a strong socioeconomic profile and an average age of 43.5 years old.


Relearning will allow you to learn with less effort and better performance, involving you more in your specialization, developing a critical mindset, defending arguments, and contrasting opinions: a direct equation to success.

In our program, learning is not a linear process, but rather a spiral (learn, unlearn, forget, and re-learn). Therefore, we combine each of these elements concentrically.

The overall score obtained by TECH's learning system is 8.01, according to the highest international standards.



This program offers the best educational material, prepared with professionals in mind:



Study Material

All teaching material is produced by the specialists who teach the course, specifically for the course, so that the teaching content is highly specific and precise.

These contents are then applied to the audiovisual format, to create the TECH online working method. All this, with the latest techniques that offer high quality pieces in each and every one of the materials that are made available to the student.



Surgical Techniques and Procedures on Video

TECH introduces students to the latest techniques, the latest educational advances and to the forefront of current medical techniques. All of this in direct contact with students and explained in detail so as to aid their assimilation and understanding. And best of all, you can watch the videos as many times as you like.



Interactive Summaries

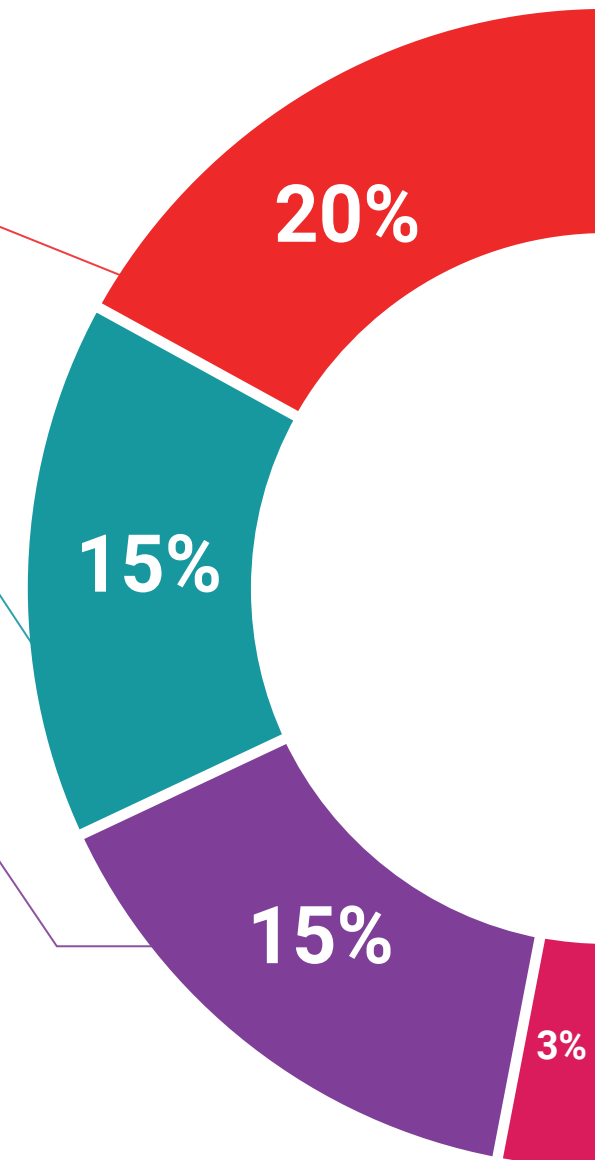
The TECH team presents the contents attractively and dynamically in multimedia lessons that include audio, videos, images, diagrams, and concept maps in order to reinforce knowledge.

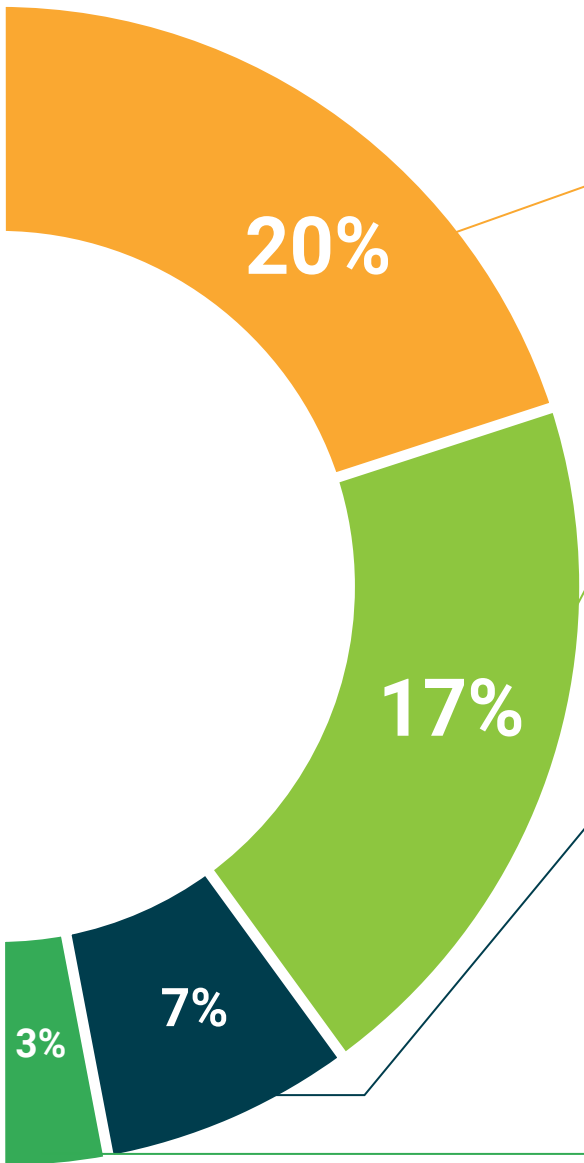
This exclusive educational system for presenting multimedia content was awarded by Microsoft as a "European Success Story".



Additional Reading

Recent articles, consensus documents and international guidelines, among others. In TECH's virtual library, students will have access to everything they need to complete their course.





Expert-Led Case Studies and Case Analysis

Effective learning ought to be contextual. Therefore, TECH presents real cases in which the expert will guide students, focusing on and solving the different situations: a clear and direct way to achieve the highest degree of understanding.



Testing & Retesting

We periodically evaluate and re-evaluate students' knowledge throughout the program, through assessment and self-assessment activities and exercises, so that they can see how they are achieving their goals.



Classes

There is scientific evidence on the usefulness of learning by observing experts. The system known as Learning from an Expert strengthens knowledge and memory, and generates confidence in future difficult decisions.



Quick Action Guides

TECH offers the most relevant contents of the course in the form of worksheets or quick action guides. A synthetic, practical, and effective way to help students progress in their learning.



06 Certificate

The Postgraduate Certificate in Pediatric Systemic Pathology with Cutaneous Manifestations guarantees students, in addition to the most rigorous and up-to-date education, access to a Postgraduate Certificate issued by TECH Technological University.



“

*Successfully complete this program
and receive your certificate without
travel or cumbersome paperwork”*

This **Postgraduate Certificate in Pediatric Systemic Pathology with Cutaneous Manifestations** contains the most complete and up-to-date scientific program on the market.

After the student has passed the assessments, they will receive their corresponding **Postgraduate Certificate** issued by **TECH Technological University** via tracked delivery*.

The certificate issued by **TECH Technological University** will reflect the qualification obtained in the Postgraduate Certificate, and meets the requirements commonly demanded by labor exchanges, competitive examinations and professional career evaluation committees.

Title: **Postgraduate Certificate in Pediatric Systemic Pathology with Cutaneous Manifestations**

Official N° of Hours: **100 h.**



*Apostille Convention. In the event that the student wishes to have their paper certificate issued with an apostille, TECH EDUCATION will make the necessary arrangements to obtain it, at an additional cost.



Postgraduate Certificate
Pediatric Systemic Pathology
with Cutaneous Manifestations

- › Modality: online
- › Duration: 6 weeks
- › Certificate: TECH Technological University
- › Dedication: 16h/week
- › Schedule: at your own pace
- › Exams: online

Postgraduate Certificate

Pediatric Systemic Pathology with Cutaneous Manifestations