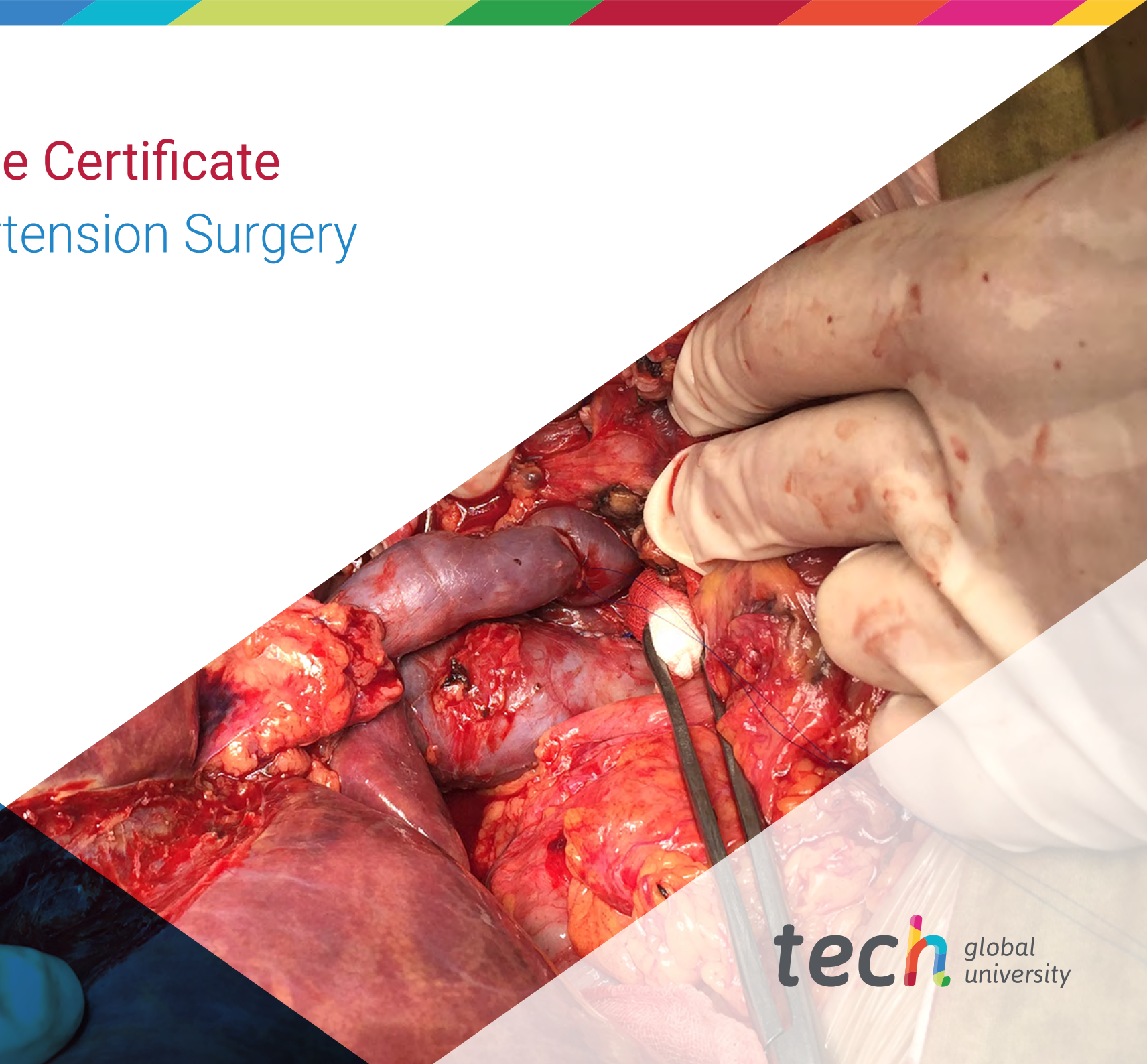


Postgraduate Certificate

Portal Hypertension Surgery





Postgraduate Certificate Portal Hypertension Surgery

- » Modality: online
- » Duration: 6 weeks
- » Certificate: TECH Global University
- » Credits: 6 ECTS
- » Schedule: at your own pace
- » Exams: online

Website: www.techtitute.com/us/medicine/postgraduate-certificate/portal-hypertension-surgery

Index

01

Introduction

p. 4

02

Objectives

p. 8

03

Course Management

p. 12

04

Structure and Content

p. 16

05

Methodology

p. 20

06

Certificate

p. 28

01

Introduction

Every day the cases of Portal Hypertension increase among the citizens. Among the factors that cause it, cirrhosis or scarring of the liver stand out. In this sense, surgeons' maxim is to update their knowledge frequently, opting for new techniques to implement in their respective medical procedures. However, this can be a complicated task, bearing in mind the few scientific studies that exist on portal hypertension surgery. For this reason, TECH has developed a pioneering program to keep specialists up to date with the new tools emerging in their field. It should be noted that it is taught with a 100% online methodology, which will allow professionals to comfortably combine the course with their job.





“

You will learn more about blood flow obstruction and contribute to the health of the cardiovascular system"

The advantages of an early identification of pathologies related to Portal Hypertension entail several benefits. These include enabling timely diagnosis and treatment of both portal hypertension and its underlying cause. In turn, this will contribute to improving the patient's prognosis and quality of life. Gastrointestinal bleeding, a potentially fatal complication associated with this disease, will also be reduced. In addition, depending on the case, the possibility of applying specific targeted therapies, such as drugs, will be contemplated to address the pathology more effectively.

In this context, TECH has implemented a training aimed at those professionals who wish to update their knowledge in the latest technological advances that have occurred in the field of Portal Hypertension. The syllabus will address various surgical strategies, including portosystemic shunting and splenectomy, highlighting the importance of individualized treatment.

Students will also learn about the different devascularization procedures (selective, splenic, gastric), being able to stop bleeding during their passage through the operating room. In addition, this training will delve into postoperative care, such as continuous monitoring, in order to avoid any type of injury to the nerve structures.

It should be noted that, in order to consolidate these contents, TECH offers a 100% online educational environment, adapted to the needs of busy professionals seeking to advance their careers. Likewise, it employs the *Relearning* methodology, based on the repetition of key concepts to fix knowledge and facilitate learning.

In this way, the combination of flexibility and a robust pedagogical approach makes it highly accessible. In fact, students will be able to access a library full of multimedia resources in different audiovisual formats, such as interactive summaries, photographs, explanatory videos, real clinical cases and infographics.

This **Postgraduate Certificate in Portal Hypertension Surgery** contains the most complete and up-to-date scientific program on the market. The most important features include:

- ♦ Case studies presented by experts in Portal Hypertension Surgery
- ♦ The graphic, schematic, and practical contents with which they are created, provide scientific and practical information on the disciplines that are essential for professional practice
- ♦ Practical exercises where the self-assessment process can be carried out to improve learning
- ♦ Its special emphasis on innovative methodologies
- ♦ Theoretical lessons, questions to the expert, debate forums on controversial topics, and individual reflection assignments
- ♦ Content that is accessible from any fixed or portable device with an Internet connection



You will learn how beta blockers work thanks to the best digital university in the world, according to Forbes"

“

You will analyze clinical cases as part of the Case Method, a system that bets on facing real situations, widely used at Harvard University”

The program's teaching staff includes professionals from the field who contribute their work experience to this educational program, as well as renowned specialists from leading societies and prestigious universities.

The multimedia content, developed with the latest educational technology, will provide the professional with situated and contextual learning, i.e., a simulated environment that will provide immersive education programmed to learn in real situations.

This program is designed around Problem-Based Learning, whereby the professional must try to solve the different professional practice situations that arise during the academic year. For this purpose, the students will be assisted by an innovative interactive video system created by renowned and experienced experts.

An academic option that will allow you to keep abreast of the most recent studies on portal hypertension.

You will achieve your goals thanks to TECH's didactic tools, including explanatory videos and interactive summaries.

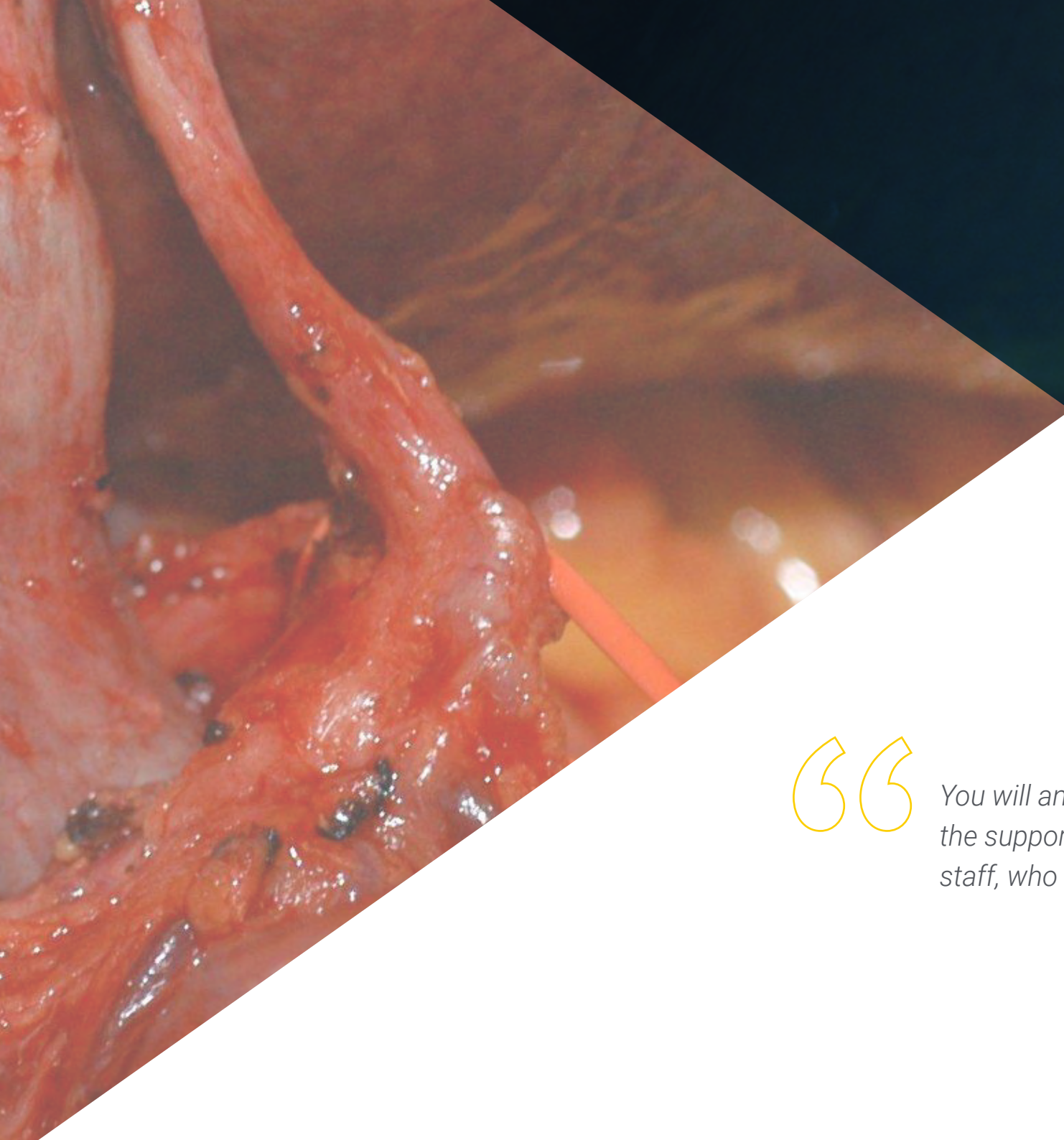


02 Objectives

This university program will provide students with a specialized analysis of surgical interventions to address Portal Hypertension and its complications.

The syllabus will go into a detailed study of the pathophysiology and associated vascular anatomy. Students will learn advanced diagnostic techniques to assess the severity of portal hypertension and the therapeutic options available. In addition, various surgical strategies, such as portosystemic shunting and splenectomy, will be discussed, highlighting the importance of individualization of treatment.





“

You will analyze clinical cases with the support of a prestigious teaching staff, who will guide you in your update”



General Objectives

- ♦ Develop a thorough understanding of the normal anatomy of the liver, including vascular distribution, hepatic segmentation and anatomical relationships
- ♦ Establish a solid foundation in normal liver physiology to facilitate identification of pathologic deviations
- ♦ Establish a thorough understanding of the pathophysiology of benign liver diseases, including steatosis, chronic hepatitis, and other conditions
- ♦ Improve ethical decision making in the selection and application of diagnostic procedures, considering patient safety and welfare
- ♦ Stimulate interest in pancreatic disease research and promote constant updating on therapeutic and technological advances





Specific Objectives

- ◆ Establish an in-depth understanding of the pathophysiologic mechanisms leading to portal hypertension, including liver cirrhosis and other causes
- ◆ Develop skills in identifying and classifying the different etiologies of portal hypertension, such as cirrhosis, portal thrombosis, and other underlying conditions
- ◆ Acquire skills in the preoperative evaluation of patients with portal hypertension, considering risk factors and benefit of surgery
- ◆ Foster collaboration with other healthcare professionals, such as hepatologists, interventional radiologists and anesthesiologists, for a comprehensive and coordinated approach



You will acquire knowledge without geographical limitations or pre-established timing"

03

Course Management

In its maxim of offering the best quality education, TECH has selected a teaching staff of international prestige. These specialists have an extensive professional background, as part of the staff of renowned hospitals. In addition, they are characterized by a deep knowledge of Portal Hypertension Surgery, offering the most advanced technological resources in the health market. In this way, students will have all the guarantees to update their competences and acquire new skills in the field of their interest.





“

*A training designed with a 100% online format,
to adapt to the agendas of busy professionals”*

International Guest

Surgery and liver transplantation are the fields of research to which the eminent French physician and researcher Eric Vibert has devoted his professional career. For almost three decades, this expert has been involved in the holistic approach to primary liver cancer. Based on these interests, he has positioned himself as a true reference in this field, making significant contributions.

Dr. Vibert also leads a consortium called BOPA, which includes the University Paris-Saclay, the Ecole Mines Télécom and the Hepatobiliary Center of the Paul-Brousse Hospital (AP-HP). The aim of this project is to improve safety in operating rooms. To this end, its innovations are based on digital technologies, in gestation or already existing, which make it possible to increase the range of vision, speech and touch of the medical staff before any type of operation. These contributions, first implemented in simulated surgical rooms, have allowed the validation of multiple disruptive procedures.

In addition, this scientific pioneer is committed to connecting professionals from different fields in order to reinvent surgical practices. That is why his teams bring together engineers and computer scientists, as well as physicians, anesthesiologists, nurses and many other specialists. A work strategy that he continually integrates into his responsibilities and into the leadership of the Department of Surgery and Liver Transplantation at the Paul-Brousse de Villejuif Hospital in Paris.

In terms of academic impact, Dr. Vibert has more than 130 communications at international conferences and 30 plenary lectures. He also has an impressive H-index of 43, having authored 212 publications in first impact journals. He is also the author of the book *Droit à l'Erreur, Devoir de Transparence*, which deals with transparency and error management in medicine, and is the creator of the Week-End de l'Innovation Chirurgicale, with which he has left an everlasting medical-surgical mark.



Dr. Vibert, Eric

- Chief of Surgery and Liver Transplantation at the Paul-Brousse de Villejuif Hospital, Paris, France
- Head of the Surgical Innovation Group at the University of Paris Sud
- Specialist in Liver and Biliary Tract Cancer Surgery
- Head of the Surgical Innovation Group of GH Paris Sud
- Director of Research, Biomedical/Medical Engineering at the University Paris-Sud
- Creator and Organizer of the Week-End de l'Innovation Chirurgicale
- Doctor of Medicine, St. Antoine Faculty of Medicine, University Paris VI

“

Thanks to TECH, you will be able to learn with the best professionals in the world”

Management



Dr. Al Shwely Abduljabar, Farah

- ♦ Head of the Hepatobiliopancreatic Surgery Unit of the University Hospital of Guadalajara
- ♦ PhD in Medicine, University of Alcalá
- ♦ Specialist in General and Digestive System Surgery at the University Hospital of Guadalajara
- ♦ Astellas Fellowship in Hepatobiliopancreatic Surgery and liver and pancreatic transplantation
- ♦ Official Master's Degree in Hepatology and Clinical Research at the University of Barcelona
- ♦ Official Master's Degree in Medical Expertise and Valuation of Bodily Injury by the University of Barcelona
- ♦ Degree in Medicine from the University of Alcalá, Spain
- ♦ Reviewer of the Central European Journal of Medicine
- ♦ Member of the Spanish Association of Surgeons
- ♦ Editor of: Journal of Liver and Clinical Research, EC Orthopaedics, Austin Pancreatic Disorders and Annals of Clinical Cytology and Pathology

Professors

Dr. López Marcano, Aylhin

- ♦ Physician in the Hepatobiliopancreatic Surgery Unit of the University Hospital of Guadalajara
- ♦ PhD in Medicine, University of Alcalá
- ♦ Specialist in General and Digestive System Surgery
- ♦ Graduated from the Luis Razetti School of Medicine
- ♦ Degree in Medicine from the Central of Caracas University



04

Structure and Content

This program will encourage the practical application of simulation knowledge, allowing students to update surgical skills specific to Portal Hypertension. The syllabus will cover, from the analysis of pathophysiology, to the associated vascular anatomy. Non-surgical options and perioperative management will also be considered. With the support of prestigious professors, students will focus on the use of the most modern technology in the health sector. In this way, they will apply the most relevant contemporary procedures to their daily clinical practice with immediate effect.



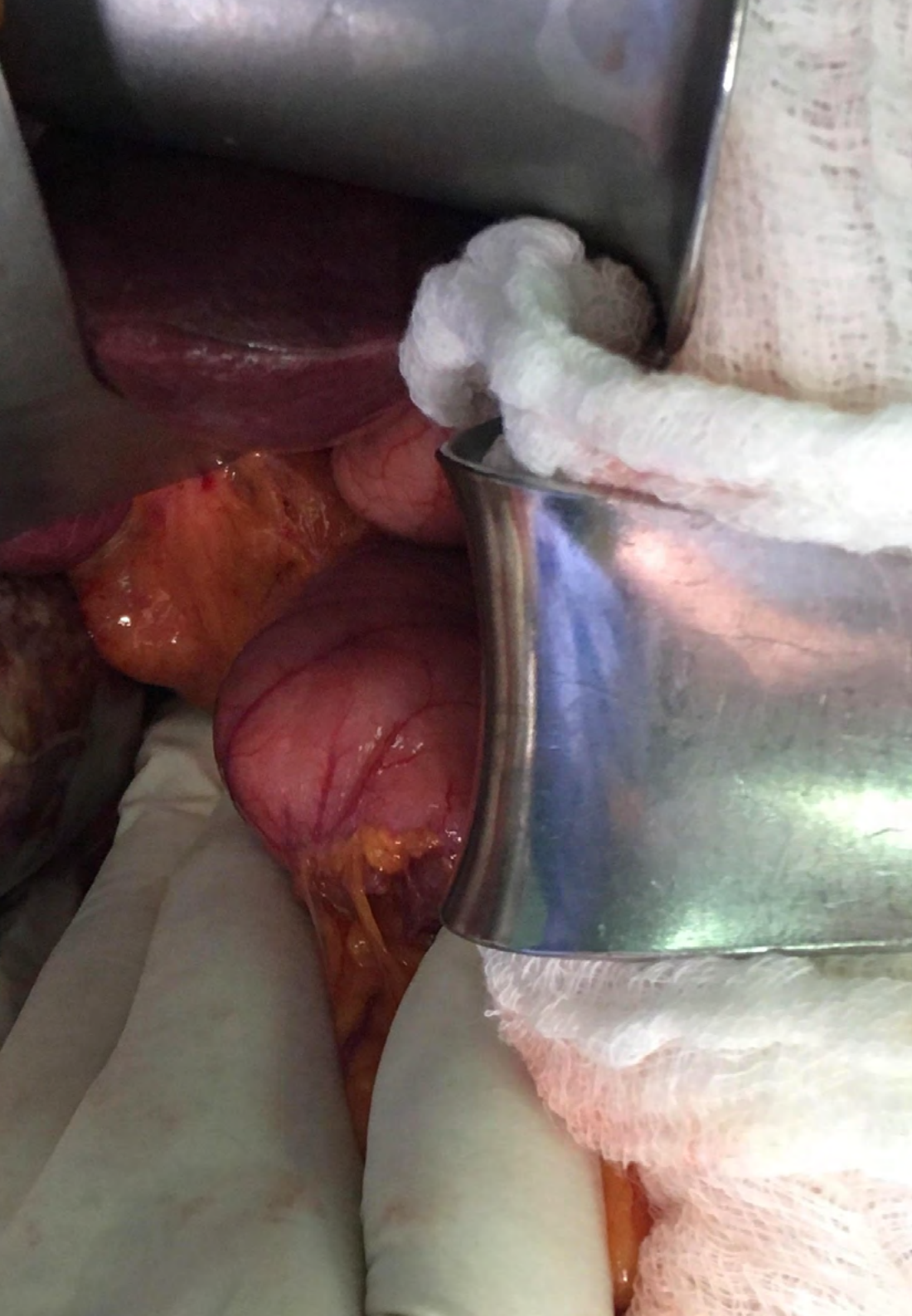
“

With the revolutionary Relearning methodology, pioneer in TECH, you will integrate the concepts in a natural and progressive way”

Module 1. Portal Hypertension Surgery

- 1.1. Pathophysiology of portal hypertension
 - 1.1.1. Obstruction of blood flow
 - 1.1.2. Increased resistance to flow
 - 1.1.3. Development of portosystemic collaterals
- 1.2. Etiology
 - 1.2.1. Classification
 - 1.2.2. Hepatic Cirrhosis
 - 1.2.3. Chronic Hepatitis
- 1.3. Primary prophylaxis of esophageal variceal bleeding
 - 1.3.1. Treatment of the underlying cause
 - 1.3.2. Beta-Blockers
 - 1.3.3. Endoscopic sclerotherapy
- 1.4. Secondary prophylaxis of bleeding from esophageal varices
 - 1.4.1. Beta-Blockers
 - 1.4.2. Endoscopic sclerotherapy or elastic ligation
 - 1.4.3. Development of continuous monitoring plans
- 1.5. Treatment of acute esophageal variceal hemorrhage
 - 1.5.1. Stabilization of the Patient
 - 1.5.2. Fluid Therapy and Transfusions
 - 1.5.3. Pharmacological Therapy
- 1.6. Portosystemic shunts
 - 1.6.1. Procedure
 - 1.6.2. Objectives
 - 1.6.3. Indications





- 1.7. Devascularization procedures
 - 1.7.1. Selective devascularization
 - 1.7.2. Splenic devascularization
 - 1.7.3. Gastric devascularization
- 1.8. Surgical treatment of portal hypertension
 - 1.8.1. Transjugular Intrahepatic Portosystemic Intrahepatic Shunt (TIPS)
 - 1.8.2. Surgical Portosystemic Surgical Portosystemic Bypass
 - 1.8.3. Splenectomy
- 1.9. Postoperative care in the surgery of the PHT
 - 1.9.1. Continuous Monitoring
 - 1.9.2. Care
 - 1.9.3. Pain Management
- 1.10. Outcomes of portal hypertension surgery
 - 1.10.1. Reduction of portal pressure
 - 1.10.2. Prevention of complications
 - 1.10.3. Symptom improvement



*A syllabus that contains
the most complete and updated
scientific program on the market.
Enroll now!"*

05

Methodology

This academic program offers students a different way of learning. Our methodology uses a cyclical learning approach: **Relearning**.

This teaching system is used, for example, in the most prestigious medical schools in the world, and major publications such as the **New England Journal of Medicine** have considered it to be one of the most effective.



“

Discover Relearning, a system that abandons conventional linear learning, to take you through cyclical teaching systems: a way of learning that has proven to be extremely effective, especially in subjects that require memorization"

At TECH we use the Case Method

What should a professional do in a given situation? Throughout the program, students will face multiple simulated clinical cases, based on real patients, in which they will have to do research, establish hypotheses, and ultimately resolve the situation. There is an abundance of scientific evidence on the effectiveness of the method. Specialists learn better, faster, and more sustainably over time.

With TECH you will experience a way of learning that is shaking the foundations of traditional universities around the world.



According to Dr. Gérvas, the clinical case is the annotated presentation of a patient, or group of patients, which becomes a "case", an example or model that illustrates some peculiar clinical component, either because of its teaching power or because of its uniqueness or rarity. It is essential that the case is based on current professional life, trying to recreate the real conditions in the physician's professional practice.

“

Did you know that this method was developed in 1912, at Harvard, for law students? The case method consisted of presenting students with real-life, complex situations for them to make decisions and justify their decisions on how to solve them. In 1924, Harvard adopted it as a standard teaching method”

The effectiveness of the method is justified by four fundamental achievements:

1. Students who follow this method not only achieve the assimilation of concepts, but also a development of their mental capacity, through exercises that evaluate real situations and the application of knowledge.
2. Learning is solidly translated into practical skills that allow the student to better integrate into the real world.
3. Ideas and concepts are understood more efficiently, given that the example situations are based on real-life.
4. Students like to feel that the effort they put into their studies is worthwhile. This then translates into a greater interest in learning and more time dedicated to working on the course.



Relearning Methodology

At TECH we enhance the case method with the best 100% online teaching methodology available: Relearning.

This university is the first in the world to combine the study of clinical cases with a 100% online learning system based on repetition, combining a minimum of 8 different elements in each lesson, a real revolution with respect to the mere study and analysis of cases.

Professionals will learn through real cases and by resolving complex situations in simulated learning environments. These simulations are developed using state-of-the-art software to facilitate immersive learning.



At the forefront of world teaching, the Relearning method has managed to improve the overall satisfaction levels of professionals who complete their studies, with respect to the quality indicators of the best online university (Columbia University).

With this methodology, more than 250,000 physicians have been trained with unprecedented success in all clinical specialties regardless of surgical load. Our pedagogical methodology is developed in a highly competitive environment, with a university student body with a strong socioeconomic profile and an average age of 43.5 years old.

Relearning will allow you to learn with less effort and better performance, involving you more in your specialization, developing a critical mindset, defending arguments, and contrasting opinions: a direct equation to success.

In our program, learning is not a linear process, but rather a spiral (learn, unlearn, forget, and re-learn). Therefore, we combine each of these elements concentrically.

The overall score obtained by TECH's learning system is 8.01, according to the highest international standards.



This program offers the best educational material, prepared with professionals in mind:



Study Material

All teaching material is produced by the specialists who teach the course, specifically for the course, so that the teaching content is highly specific and precise.

These contents are then applied to the audiovisual format, to create the TECH online working method. All this, with the latest techniques that offer high quality pieces in each and every one of the materials that are made available to the student.



Surgical Techniques and Procedures on Video

TECH introduces students to the latest techniques, the latest educational advances and to the forefront of current medical techniques. All of this in direct contact with students and explained in detail so as to aid their assimilation and understanding. And best of all, you can watch the videos as many times as you like.



Interactive Summaries

The TECH team presents the contents attractively and dynamically in multimedia lessons that include audio, videos, images, diagrams, and concept maps in order to reinforce knowledge.

This exclusive educational system for presenting multimedia content was awarded by Microsoft as a "European Success Story".



Additional Reading

Recent articles, consensus documents and international guidelines, among others. In TECH's virtual library, students will have access to everything they need to complete their course.





Expert-Led Case Studies and Case Analysis

Effective learning ought to be contextual. Therefore, TECH presents real cases in which the expert will guide students, focusing on and solving the different situations: a clear and direct way to achieve the highest degree of understanding.



Testing & Retesting

We periodically evaluate and re-evaluate students' knowledge throughout the program, through assessment and self-assessment activities and exercises, so that they can see how they are achieving their goals.



Classes

There is scientific evidence on the usefulness of learning by observing experts. The system known as Learning from an Expert strengthens knowledge and memory, and generates confidence in future difficult decisions.



Quick Action Guides

TECH offers the most relevant contents of the course in the form of worksheets or quick action guides. A synthetic, practical, and effective way to help students progress in their learning.



06 Certificate

The Postgraduate Certificate in Portal Hypertension Surgery guarantees students, in addition to the most rigorous and up-to-date education, access to a Postgraduate Certificate issued by TECH Global University.



“

Successfully complete this program and receive your university qualification without having to travel or fill out laborious paperwork"

This program will allow you to obtain your **Postgraduate Certificate in Portal Hypertension Surgery** endorsed by **TECH Global University**, the world's largest online university.

TECH Global University is an official European University publicly recognized by the Government of Andorra ([official bulletin](#)). Andorra is part of the European Higher Education Area (EHEA) since 2003. The EHEA is an initiative promoted by the European Union that aims to organize the international training framework and harmonize the higher education systems of the member countries of this space. The project promotes common values, the implementation of collaborative tools and strengthening its quality assurance mechanisms to enhance collaboration and mobility among students, researchers and academics.

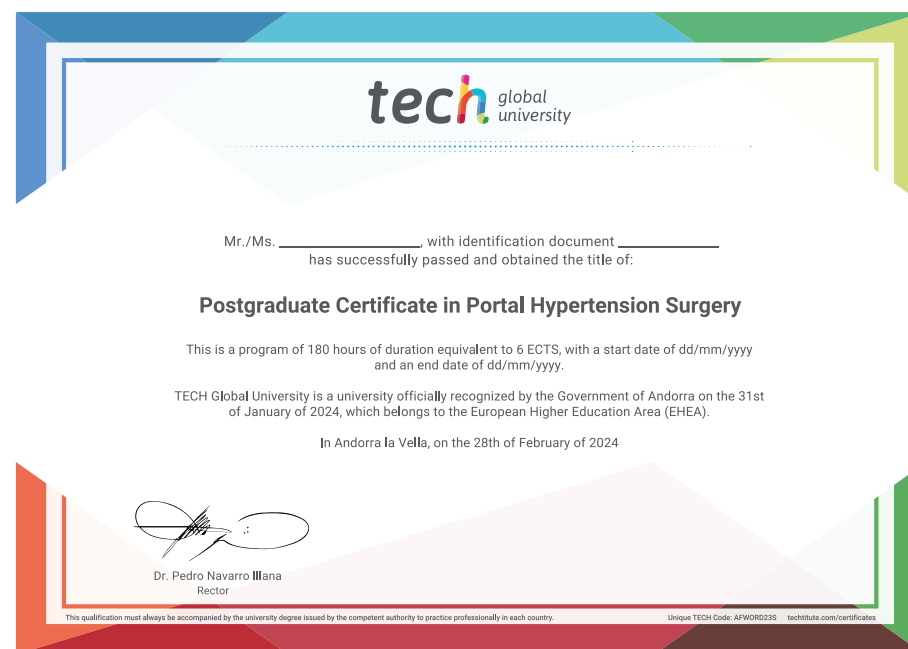
This **TECH Global University** title is a European program of continuing education and professional updating that guarantees the acquisition of competencies in its area of knowledge, providing a high curricular value to the student who completes the program.

Title: **Postgraduate Certificate in Portal Hypertension Surgery**

Modality: **online**

Duration: **6 weeks**

Accreditation: **6 ECTS**



future

health confidence people

education information tutors

guarantee accreditation teaching

institutions technology learning

community commitment

personalized service innovation

knowledge present

online training

development languages

virtual classroom



Postgraduate Certificate Portal Hypertension Surgery

- » Modality: online
- » Duration: 6 weeks
- » Certificate: TECH Global University
- » Credits: 6 ECTS
- » Schedule: at your own pace
- » Exams: online

Postgraduate Certificate

Portal Hypertension Surgery

