

Postgraduate Certificate

Platelet Rich Plasma in Genital Area





Postgraduate Certificate Platelet Rich Plasma in Genital Area

- » Modality: online
- » Duration: 6 weeks
- » Certificate: TECH Global University
- » Credits: 6 ECTS
- » Schedule: at your own pace
- » Exams: online

Website: www.techtute.com/us/medicine/postgraduate-certificate/platelet-rich-plasma-genital-area

Index

01

Introduction

p. 4

02

Objectives

p. 8

03

Course Management

p. 12

04

Structure and Content

p. 16

05

Methodology

p. 20

06

Certificate

p. 28

01

Introduction

Gynecoesthetics is a field that is in constant evolution and that offers new alternatives to improve the quality of life of women in the pubic area. One of these possibilities is Platelet Rich Plasma, a non-surgical technique that consists of injecting the genital area to stimulate cell regeneration and optimize its appearance functionality. This program focuses on this practice, providing a complete and updated training, with a practical approach and based on real cases. In addition, the program is taught 100% online, with the pedagogical methodology of Relearning and with flexibility to organize academic resources, adapting to the needs of each student.





“

Learn how to use Platelet Rich Plasma safely and effectively with leading experts in regenerative gynecology”

Regenerative gynecology has become increasingly relevant in recent years. Women of all ages can experience a variety of genital problems that affect their quality of life, from urinary incontinence to sexual dysfunction. Platelet-rich plasma (PRP) is a cellular regeneration technique that has proven to be very effective in treating these problems. That is why TECH has created a program focused on these aspects, so that any specialist in gynecoaesthetics can offer their patients non-invasive and effective treatment alternatives.

The program focuses on teaching students how to use PRP productively to treat a wide range of genital conditions, from vaginal dryness to pelvic pain syndrome. Through theoretical and practical modules, trainees will acquire the skills necessary to perform PRP procedures safely and fruitfully. They will also have the opportunity to work with real cases to put their knowledge into practice.

This Postgraduate Certificate is 100% online and uses the Relearning pedagogical methodology, which means that you will be able to learn in a more efficient and profitable way. In addition, students have the flexibility to organize academic resources according to their own needs and schedules. Students will be at the forefront of regenerative gynecology and will be able to offer their patients quality care with innovative and non-invasive techniques.

This **Postgraduate Certificate in Platelet Rich Plasma in Genital Area** contains the most complete and up-to-date scientific program on the market. The most important features include:

- ◆ The development of case studies presented by experts in Platelet-Rich Plasma in the Genital Area
- ◆ The graphic, schematic, and practical contents with which they are created, provide scientific and practical information on the disciplines that are essential for professional practice
- ◆ Practical exercises where the self-assessment process can be carried out to improve learning
- ◆ Its special emphasis on innovative methodologies
- ◆ Theoretical lessons, questions to the expert, debate forums on controversial topics, and individual reflection assignments
- ◆ Content that is accessible from any fixed or portable device with an Internet connection



Become a reference in gynecological aesthetics and offer your patients innovative and non-invasive techniques"

“

Enroll to learn from practical exercises through real cases and put your knowledge into practice with this dynamic program"

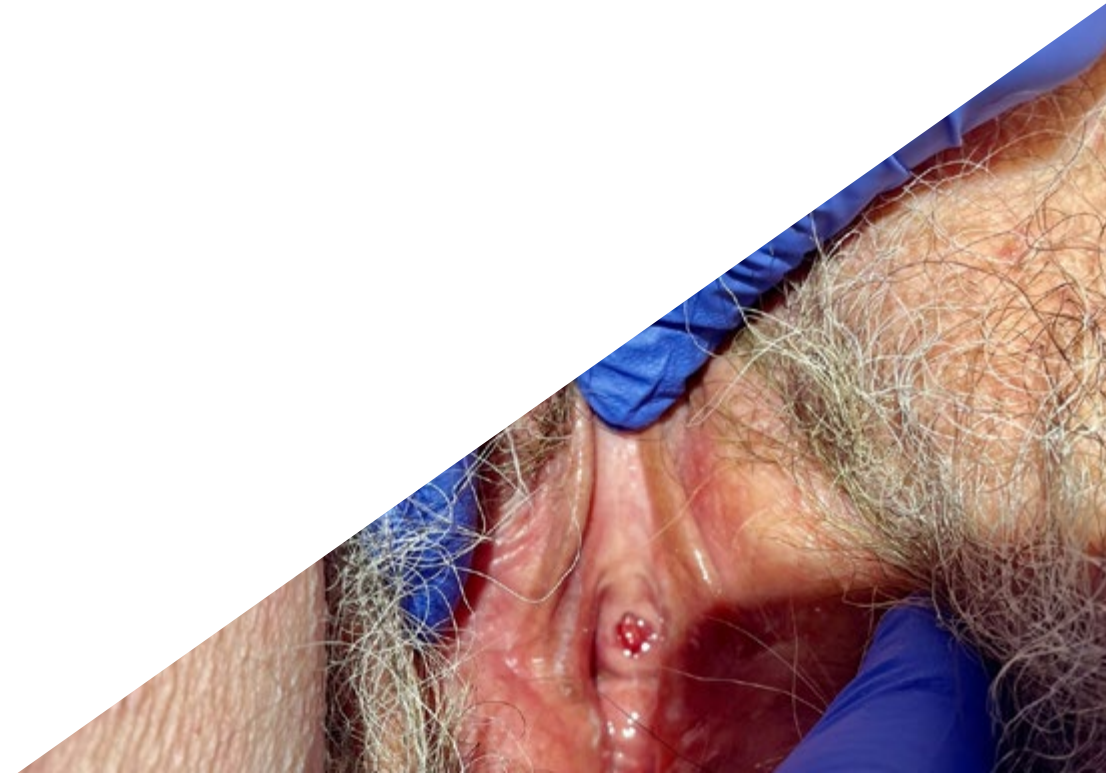
Enroll and get 100% online and flexible learning so you can organize your academic resources to suit your needs.

TECH offers you the most rigorous and current compilation in gynecoaesthetics so that you are at the forefront of the field.

The program's teaching staff includes professionals from sector who contribute their work experience to this educational program, as well as renowned specialists from leading societies and prestigious universities.

Its multimedia content, developed with the latest educational technology, will provide the professional with situated and contextual learning, i.e., a simulated environment that will provide an immersive education programmed to learn in real situations.

The design of this program focuses on Problem-Based Learning, by means of which the professional must try to solve the different professional practice situations that are presented throughout the academic course. For this purpose, the student will be assisted by an innovative interactive video system created by renowned experts.



02 Objectives

As this is an area in constant evolution and with numerous advances in recent years, the objective of the Postgraduate Certificate is to offer an accurate compilation of the most up-to-date information in Gynecological Aesthetics. Rather than simply reviewing the clinical techniques and approaches used in practice, this program focuses on clinical practice and specific working methodology. It uses numerous real-world examples and detailed, in-depth analysis to ensure that specialists are prepared to address the latest challenges in the field.





“

This TECH program is the ideal choice for those seeking quality training in regenerative gynecology”

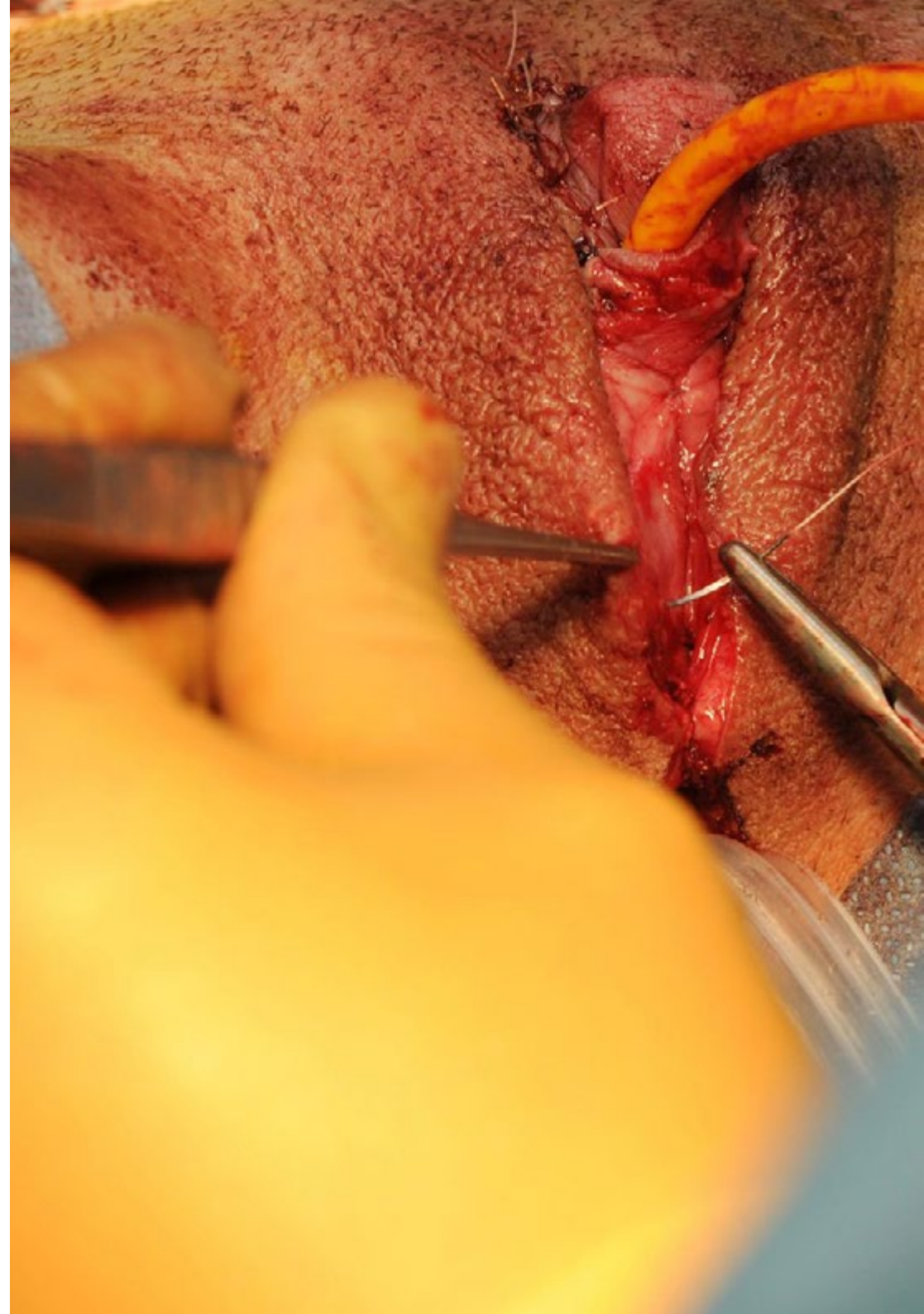


General Objectives

- ◆ To be updated in the newest areas of current Gynecoesthetic Medicine, knowing the best and most effective treatments
- ◆ Memorize and never forget the most important tips regarding risk prevention, complications and emergency situations
- ◆ Learn not only theoretical concepts, but also the most urgent practice in Gynecological Aesthetics through audiovisual and practical material



Gain practical skills to treat a wide range of genital conditions and improve your patients' quality of life"





Specific Objectives

- ◆ Update the knowledge on Platelet Rich Plasma at genital level, incorporating the latest scientific postulates
- ◆ Study in detail what PRP is, how it is obtained, how to centrifuge it and how to activate it
- ◆ Know its applications in female sexual dysfunction, flaccidity, atrophy and vaginal dryness, lichen sclerosus and non-specific vulvitis, episiorrhaphy pain, and genitourinary fistulas
- ◆ Expand the use of Platelet Rich Plasma as a pre- and Post-surgical-surgical adjuvant, in prevention and treatment of stretch marks, in wounds and ulcers of difficult healing and in other uses not so closely related to aesthetics

03

Course Management

The team of specialists who have created the contents of this educational program in Platelet Rich Plasma in Genital Area of TECH, is composed of leading professionals in the field of Gynecology and Aesthetic Medicine. Specifically, special attention has been paid to the selection of teachers in this sector that provide less invasive results, who have extensive experience and knowledge in the field. The choice of these experts ensures the quality of the items in each of the program's modules. The specialists have first-hand knowledge of the needs and demands of professionals in the area, and are also familiar with the most successful techniques and approaches. This adds value to the students' training.






“

The Relearning pedagogical methodology will make you learn in a more efficient and profitable way"

Management



Dr. Ruiz Allende, Alba María

- ♦ Medical Director of Aesthetic Medicine of the Clínica Londres Group
- ♦ Director of the Department of Aesthetic Medicine in the IMEMA Clinic
- ♦ Aesthetic medicine workshops trainer
- ♦ University professor at the CEU and UCAM
- ♦ Professor of MIR preparation at CTO
- ♦ Clinical researcher and editor of the magazine Emergency Live
- ♦ Residency in the specialty of Family, Community and Emergency Medicine at the Hospital Clínico San Carlos
- ♦ Master in Aesthetic Medicine and Nutrition at the Catholic University San Antonio of Murcia
- ♦ Master's Degree in Business Management from the Catholic University San Antonio of Murcia
- ♦ Master's Degree in Clinical Bioethics from UIMP

Professors

Dr. González Segura, Gisselle

- ♦ Specialist in Gynecology and Obstetrics at Nuestra Señora de Sonsoles Hospital (Ávila, Spain)
- ♦ Medical specialist in Gynecology and Obstetrics by the MIR system at the University Hospital of Guadalajara
- ♦ Professional Master's Degree in Contraception and Sexual and Reproductive Health. Alcalá de Henares University
- ♦ Magister's Degree in Human Reproduction. Complutense University of Madrid
- ♦ Professional Master's Degree in Pelvic Floor Dysfunctions. Miguel Hernández University
- ♦ Professional Master's Degree in Updating for Obstetricians and Gynecologists. Barcelona University
- ♦ Professional Master's Degree in Esthetic Medicine, human nutrition and AntiAging. Distance Learning University of Madrid



Dr. Ciller Martínez, Cristina

- ◆ Gynecology and Obstetrics specialist at IMED Valencia Hospital and Policlínica SERMESA
- ◆ Medical specialist in Gynecology and Obstetrics by the MIR system at the University Hospital of Guadalajara
- ◆ Clinical Professor at the Faculty of Medicine at the University of Alcalá de Henares
- ◆ In charge of the area of Regenerative and Functional Gynecology at Policlínica SERMESA
- ◆ Professional Master's Degree in Professional Update for Obstetricians and Gynecologists by the University of Barcelona
- ◆ XVII Master in Human Reproduction by the Complutense University of Madrid
- ◆ Master's Degree in Aesthetic Medicine, Nutrition and Anti-Aging by the Distance University of Madrid

“

A unique, key, and decisive educational experience to boost your professional development”

04

Structure and Content

This syllabus has been created taking into account the pedagogical methodology that distinguishes TECH, the Relearning. Pioneers in its use, this learning technique guarantees that the specialist will obtain a more natural and effective academic experience, reiterating the most important concepts in Gynecoesthetics throughout the program. In this way, not only is a more effective assimilation of the syllabus achieved, but also a considerable saving in the hours of study necessary to pass it.





“

Don't let lack of time stop you from learning. This program is flexible and allows you to organize your academic resources according to your needs and schedule"

Module 1. Platelet Rich Plasma in genital area

- 1.1. What is PRP
 - 1.1.1. Concept
 - 1.1.2. Main current indications in medicine
 - 1.1.3. Main indications in Aesthetic Medicine
 - 1.1.4. What does PRP treatment consist of? Step-by-Step Explanation
- 1.2. Obtaining the PRP Open and closed technique
 - 1.2.1. What do They Consist of?
 - 1.2.2. Risk
 - 1.2.3. Biosecurity
- 1.3. How to centrifuge PRP and its activation
 - 1.3.1. Centrifuge
 - 1.3.2. Choosing the right speed and centrifugation time
 - 1.3.3. Platelet activation
- 1.4. Results of PRP use
 - 1.4.1. PRP application risks
 - 1.4.2. Contraindications for PRP application
 - 1.4.3. Possible Adverse Effects
- 1.5. PRP in Female Sexual Dysfunction
 - 1.5.1. Technique
 - 1.5.2. Benefits
 - 1.5.3. Results and possible side effects
- 1.6. PRP for flaccidity, atrophy and genital dryness
 - 1.6.1. Technique
 - 1.6.2. Benefits
 - 1.6.3. Results and possible side effects
- 1.7. PRP for lichen sclerosus and nonspecific vulvitis
 - 1.7.1. Technique
 - 1.7.2. Benefits
 - 1.7.3. Results and possible side effects





- 1.8. Episiorrhaphy pain and genitourinary fistulas and as a pre- and Post-surgical-surgical adjuvant
 - 1.8.1. Technique
 - 1.8.2. Benefits
 - 1.8.3. Results and possible side effects
- 1.9. PRP in prevention and treatment of stretch marks and difficult-to-heal wounds and ulcers
 - 1.9.1. Technique
 - 1.9.2. Benefits
 - 1.9.3. Results and possible side effects
- 1.10. PRP other uses not so closely related to aesthetics
 - 1.10.1. PRP in prolapse
 - 1.10.2. PRP in urinary incontinence
 - 1.10.3. PRP in breast reconstruction
 - 1.10.4. PRP in Reproductive Medicine

“

Do you want to learn in a dynamic and interactive way? This program includes real cases so you can apply your knowledge in real situations"

05 Methodology

This academic program offers students a different way of learning. Our methodology uses a cyclical learning approach: **Relearning**.

This teaching system is used, for example, in the most prestigious medical schools in the world, and major publications such as the **New England Journal of Medicine** have considered it to be one of the most effective.



“

Discover Relearning, a system that abandons conventional linear learning, to take you through cyclical teaching systems: a way of learning that has proven to be extremely effective, especially in subjects that require memorization"

At TECH we use the Case Method

What should a professional do in a given situation? Throughout the program, students will face multiple simulated clinical cases, based on real patients, in which they will have to do research, establish hypotheses, and ultimately resolve the situation. There is an abundance of scientific evidence on the effectiveness of the method. Specialists learn better, faster, and more sustainably over time.

With TECH you will experience a way of learning that is shaking the foundations of traditional universities around the world.



According to Dr. Gérvas, the clinical case is the annotated presentation of a patient, or group of patients, which becomes a "case", an example or model that illustrates some peculiar clinical component, either because of its teaching power or because of its uniqueness or rarity. It is essential that the case is based on current professional life, trying to recreate the real conditions in the physician's professional practice.

“

Did you know that this method was developed in 1912, at Harvard, for law students? The case method consisted of presenting students with real-life, complex situations for them to make decisions and justify their decisions on how to solve them. In 1924, Harvard adopted it as a standard teaching method”

The effectiveness of the method is justified by four fundamental achievements:

1. Students who follow this method not only achieve the assimilation of concepts, but also a development of their mental capacity, through exercises that evaluate real situations and the application of knowledge.
2. Learning is solidly translated into practical skills that allow the student to better integrate into the real world.
3. Ideas and concepts are understood more efficiently, given that the example situations are based on real-life.
4. Students like to feel that the effort they put into their studies is worthwhile. This then translates into a greater interest in learning and more time dedicated to working on the course.



Relearning Methodology

At TECH we enhance the case method with the best 100% online teaching methodology available: Relearning.

This university is the first in the world to combine the study of clinical cases with a 100% online learning system based on repetition, combining a minimum of 8 different elements in each lesson, a real revolution with respect to the mere study and analysis of cases.

Professionals will learn through real cases and by resolving complex situations in simulated learning environments. These simulations are developed using state-of-the-art software to facilitate immersive learning.



At the forefront of world teaching, the Relearning method has managed to improve the overall satisfaction levels of professionals who complete their studies, with respect to the quality indicators of the best online university (Columbia University).

With this methodology, more than 250,000 physicians have been trained with unprecedented success in all clinical specialties regardless of surgical load. Our pedagogical methodology is developed in a highly competitive environment, with a university student body with a strong socioeconomic profile and an average age of 43.5 years old.

Relearning will allow you to learn with less effort and better performance, involving you more in your specialization, developing a critical mindset, defending arguments, and contrasting opinions: a direct equation to success.

In our program, learning is not a linear process, but rather a spiral (learn, unlearn, forget, and re-learn). Therefore, we combine each of these elements concentrically.

The overall score obtained by TECH's learning system is 8.01, according to the highest international standards.



This program offers the best educational material, prepared with professionals in mind:



Study Material

All teaching material is produced by the specialists who teach the course, specifically for the course, so that the teaching content is highly specific and precise.

These contents are then applied to the audiovisual format, to create the TECH online working method. All this, with the latest techniques that offer high quality pieces in each and every one of the materials that are made available to the student.



Surgical Techniques and Procedures on Video

TECH introduces students to the latest techniques, the latest educational advances and to the forefront of current medical techniques. All of this in direct contact with students and explained in detail so as to aid their assimilation and understanding. And best of all, you can watch the videos as many times as you like.



Interactive Summaries

The TECH team presents the contents attractively and dynamically in multimedia lessons that include audio, videos, images, diagrams, and concept maps in order to reinforce knowledge.

This exclusive educational system for presenting multimedia content was awarded by Microsoft as a "European Success Story".



Additional Reading

Recent articles, consensus documents and international guidelines, among others. In TECH's virtual library, students will have access to everything they need to complete their course.





Expert-Led Case Studies and Case Analysis

Effective learning ought to be contextual. Therefore, TECH presents real cases in which the expert will guide students, focusing on and solving the different situations: a clear and direct way to achieve the highest degree of understanding.



Testing & Retesting

We periodically evaluate and re-evaluate students' knowledge throughout the program, through assessment and self-assessment activities and exercises, so that they can see how they are achieving their goals.



Classes

There is scientific evidence on the usefulness of learning by observing experts. The system known as Learning from an Expert strengthens knowledge and memory, and generates confidence in future difficult decisions.



Quick Action Guides

TECH offers the most relevant contents of the course in the form of worksheets or quick action guides. A synthetic, practical, and effective way to help students progress in their learning.



06 Certificate

The Postgraduate Certificate in Platelet Rich Plasma in Genital Area guarantees students, in addition to the most rigorous and up-to-date education, access to a Postgraduate Certificate issued by TECH Global University.



“

Complete successfully this program and receive your university degree without the hassle of travel or paperwork”

This program will allow you to obtain your **Postgraduate Certificate in Platelet Rich Plasma in Genital Area** endorsed by **TECH Global University**, the world's largest online university.

TECH Global University is an official European University publicly recognized by the Government of Andorra ([official bulletin](#)). Andorra is part of the European Higher Education Area (EHEA) since 2003. The EHEA is an initiative promoted by the European Union that aims to organize the international training framework and harmonize the higher education systems of the member countries of this space. The project promotes common values, the implementation of collaborative tools and strengthening its quality assurance mechanisms to enhance collaboration and mobility among students, researchers and academics.

This **TECH Global University** title is a European program of continuing education and professional updating that guarantees the acquisition of competencies in its area of knowledge, providing a high curricular value to the student who completes the program.

Title: **Postgraduate Certificate in Platelet Rich Plasma in Genital Area**

Modality: **online**

Duration: **6 weeks**

Accreditation: **6 ECTS**



*Apostille Convention. In the event that the student wishes to have their paper diploma issued with an apostille, TECH Global University will make the necessary arrangements to obtain it, at an additional cost.

future
health confidence people
education information tutors
guarantee accreditation teaching
institutions technology learning
community commitment
personalized service innovation
knowledge present
online training
development languages
virtual classroom



Postgraduate Certificate
Platelet Rich Plasma
in Genital Area

- » Modality: online
- » Duration: 6 weeks
- » Certificate: TECH Global University
- » Credits: 6 ECTS
- » Schedule: at your own pace
- » Exams: online

Postgraduate Certificate

Platelet Rich Plasma in Genital Area