

# Postgraduate Certificate Pediatric Traumatology and Minor Surgery





## Postgraduate Certificate Pediatric Traumatology and Minor Surgery

- » Modality: online
- » Duration: 6 weeks
- » Certificate: TECH Global University
- » Credits: 4 ECTS
- » Schedule: at your own pace
- » Exams: online

Website: [www.techtute.com/us/medicine/postgraduate-certificate/postgraduate-certificate-pediatric-traumatology-minor-surgery](http://www.techtute.com/us/medicine/postgraduate-certificate/postgraduate-certificate-pediatric-traumatology-minor-surgery)

# Index

01

Introduction

---

*p. 4*

02

Objectives

---

*p. 8*

03

Course Management

---

*p. 12*

04

Structure and Content

---

*p. 16*

05

Methodology

---

*p. 20*

06

Certificate

---

*p. 28*

# 01

# Introduction

Through this Postgraduate Certificate you will be able to get up to date in the approach to pediatric trauma pathologies, deepening in their diagnosis and treatment, as well as reviewing the minor surgery procedures that are commonly performed in each case. In this way, the advances in the processes of action for pediatric patients are updated in order to provide care based on quality and safety to children and their families.





“

*The primary care pediatrician is a highly responsive specialist who solves more than 90% of the health demands of pediatric patients and their families. Their training is crucial in providing quality health care, and they must constantly update their knowledge in order to perform a quality praxis"*

This Postgraduate Certificate in Pediatric Traumatology and Minor Surgery is designed to review the concepts and procedures for the main glandular pathologies in children and adolescents, in order to establish the correct diagnosis and treatment, based on scientific evidence and the experience of recognized professionals in the field of Pediatrics.

It includes the main traumatological pathologies, such as orthopedic problems, accessory scaphoid, hallux valgus, metatarsalgia, adductus toes, claw toes, tumors, as well as the most commonly used techniques in minor surgery and the management of post-surgical complications in children. The contents are approached with emphasis on the latest advances, so that professionals can update their knowledge and procedures, in order to provide quality care and improve the prognosis of pediatric patients.

This course will university also be useful for those pediatricians who wish to update their knowledge and review action protocols, as it allows the specialist to learn first-hand about the most important advances in their usual clinical practice in primary care, keeping up to date with the new developments that appear every day in the discipline.



*This Postgraduate Certificate in Pediatric Traumatology and Minor Surgery will expand your professional capacity to deal with growth problems in children"*

This **Postgraduate Certificate in Pediatric Traumatology and Minor Surgery** contains the most complete and up-to-date scientific program on the market. The most important features of the program include:

- Clinical cases presented by experts in the different specialties. The graphic, schematic, and eminently practical contents with which they are created, provide scientific and practical information on the disciplines that are essential for professional practice.
- New diagnostic and therapeutic developments and clinical practice guidelines on the pathologies of traumatic etiology in children, as well as on the main minor surgical techniques commonly performed on them.
- Presentation of practical workshops on procedures, diagnosis, and treatment techniques
- An algorithm-based interactive learning system for decision-making in the clinical situations presented throughout the course.
- All of this will be complemented by theoretical lessons, questions to the expert, debate forums on controversial topics, and individual reflection assignments.
- Content that is accessible from any fixed or portable device with an Internet connection

“

*This Postgraduate Certificate may be the best investment you can make in the selection of a refresher program for two reasons: in addition to updating your knowledge in pediatric traumatology and minor surgery, you will obtain a course degree from TECH Global University"*


Its teaching staff includes health professionals from the field of pediatrics, who contribute their work experience to this training, in addition to other specialists belonging to leading scientific societies.

The multimedia content developed with the latest educational technology will provide the professional with situated and contextual learning, i.e., a simulated environment that will provide immersive training program to train in real situations.

The design of this program is based on Problem-Based Learning, by means of which the physician must try to solve the different professional practice situations that arise throughout the university course. This will be done with the help of an innovative interactive video system developed by renowned pediatric experts with extensive teaching experience.

*This online methodology allows you, through clinical cases, to practice in a simulated environment and improve your performance skills.*

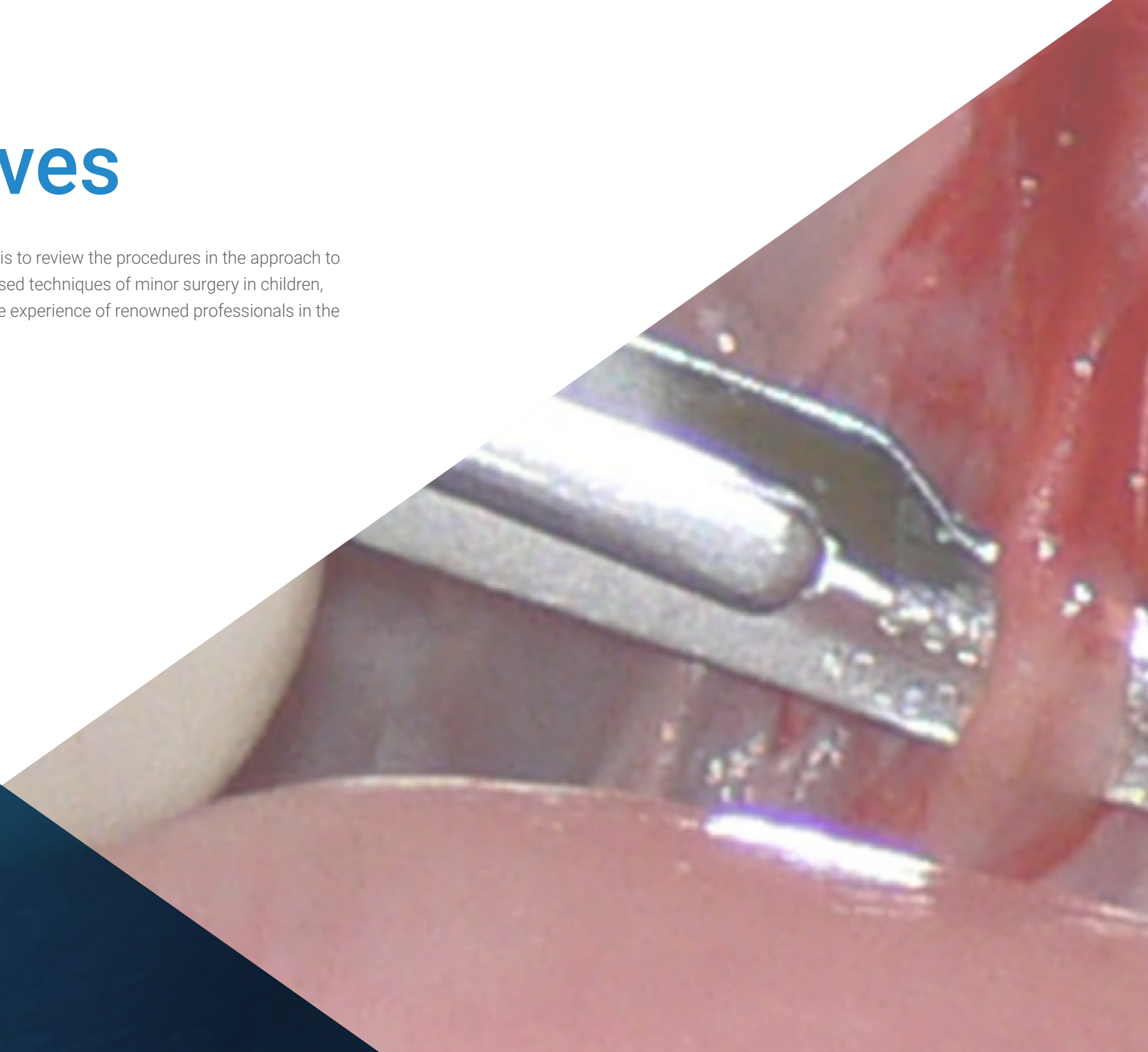
*Don't miss the opportunity to update your knowledge in trauma pathologies and minor surgery to increase the quality of your care for pediatric patients and their families.*



# 02

# Objectives

The main objective of this program is to review the procedures in the approach to trauma pathologies and the most used techniques of minor surgery in children, based on scientific evidence and the experience of renowned professionals in the field of Pediatrics.







“

*This refresher program will generate a sense of security when practising medicine, which will help you grow both personally and professionally”*



## General Objective

---

- Update the procedures for dealing with children and adolescents with locomotor system disorders and to teach the main surgical techniques and procedures in minor surgery based on the latest scientific evidence and the experience of renowned professionals in the field of Primary Care.



*Arm and forearm radiography*



## Specific Objectives

- Describe the main surgical procedures in pediatrics
- Identify the causes of an acute abdomen and the indications for surgical treatment.
- Establish the risk factors for intestinal obstruction in the child and indicate the appropriate treatment in each case.
- Define possible alterations of the locomotor system in the child and indicate the appropriate corrective treatment in case of established pathology.
- Describe the possible causes of back and lower limb pain.
- Update foot examination procedures in order to identify gait disturbances and indicate corrective measures to reduce gait disturbances to be applied in each case.

*Take advantage of the opportunity and take the step to get up to date on the latest developments in the approach to eye pathologies in children..*



04

# Course Management

This program includes in its teaching staff pediatricians of recognized prestige, who bring to this training the experience of their work. Additionally, other recognized specialists participate in its design and preparation, which means that the program is developed in an interdisciplinary manner.





“

*Learn from leading professionals the latest advances in traumatology and minor surgery in pediatrics"*

## Management



### Dr. Laura Mantecón Fernández

- ♦ Neonatology Assistant Specialist at the Central University Hospital of Asturias (Oviedo)
- ♦ Degree in Medicine from the University of Cantabria
- ♦ PhD in Medicine from the University of Oviedo (Outstanding Cum Laude)
- ♦ Specialist in Pediatrics and its Specialist Areas at Central University Hospital of Asturias (Oviedo)
- ♦ Exclusive training in neonatology during the last year of the specialty
- ♦ Outpatient residency at the Jackson Neonatal Intensive Care Unit
- ♦ Memorial Hospital in Miami, Florida USA
- ♦ Member of Spanish Society of Neonatology (SEN)
- ♦ Accredited instructor in Neonatal Resuscitation (SEN)
- ♦ Various postgraduate degrees in Neonatology, Pediatric Emergencies and Update in Primary Care in Pediatrics
- ♦ Several articles published in indexed pediatric journals (neonatology and general pediatrics) and chapters of books on the specialty
- ♦ Numerous presentations in conferences and numerous continuing training programs taken
- ♦ Several courses given (neonatal resuscitation and ventilation)
- ♦ Current lines of research:
  - ♦ Study of the impact of antibiotics on the neonatal intestinal microbiota (Collaborating Researcher on a grant awarded by the Ministry of Economy, Industry and Competitiveness)
  - ♦ Continuing the study on vitamin D in the pediatric population (markers and status) initiated in her doctoral thesis



05

# Structure and Content

The content structure has been designed by a team of professionals knowledgeable about the implications of training in good medical practice in pediatrics in primary care, aware of the relevance of current training in order to be able to work with pediatric patients and committed to quality teaching through new educational technologies.







*This Postgraduate Certificate in Pediatric Traumatology and Minor Surgery contains the most complete and up-to-date scientific program on the market”*

## Module 1. Locomotor System.

- 1.1. Child Orthopedics
  - 1.1.1. Orthopedics
  - 1.1.2. Most Frequent orthopedic Problems
- 1.2. Assessment of Children's Feet
  - 1.2.1. Foot Anatomy
  - 1.2.2. Biomechanics
  - 1.2.3. Semiological Examination
  - 1.2.4. Newborn Foot Examination
  - 1.2.5. Varus Metatarsus
  - 1.2.6. Clubfoot
  - 1.2.7. Talo-valgus Foot
  - 1.2.8. Vertical talus
  - 1.2.9. Children's Flatfoot and Flatfoot-lax Foot
  - 1.2.10. Foot Pain
  - 1.2.11. Tarsal Coalition
  - 1.2.12. Cavus Feet
  - 1.2.13. Accessory Scaphoid
  - 1.2.14. Ostrochondrosis
  - 1.2.15. Hallux valgus
  - 1.2.16. Claw Toes
  - 1.2.17. Metatarsalgias and Talalgias
  - 1 February 2018. Tumours
  - 1.2.19. Polydactyly and Syndactyly
  - 1.2.20. Fingers Adductus
  - 1.2.21. Prominences
  - 1.2.22. Incarcerated Nail
  - 1.2.23. Tiptoeing
  - 1.2.24. Bone Accessories



Right Ear Trauma

- 1.3. Hip Pathology by Age
- 1.4. Children's Walking and Footwear
  - 1.4.1. Child's March
  - 1.4.2. Studies Carried out on the Fly
  - 1.4.3. Gait Disorders
  - 1.4.4. Children's Footwear

## Module 2. Surgery

- 2.1. Minor Surgery in Primary Care
  - 2.1.1. Lesions Suitable for Treatment in Primary Care
  - 2.1.2. Precautions and Contraindications in Minor Surgery
  - 2.1.3. Instruments Needed in Minor Surgery and Care of Surgical Instruments
  - 2.1.4. Preparation of the OR and the surgical field
  - 2.1.5. Topical Anesthesia, by Local Infiltration and Truncular Anesthesia
- 2.2. Basic Surgical Techniques
  - 2.2.1. Skin Incision
  - 2.2.2. Tissue Dissection
  - 2.2.3. Hemostasis
  - 2.2.4. Suture
  - 2.2.5. Excision of Cutaneous Lesions
  - 2.2.6. Incision and Drainage of Cutaneous Abscesses
- 2.3. Basic Surgical Procedures
  - 2.3.1. Cylindrical Excision (punch)
  - 2.3.2. Shaving
  - 2.3.3. Curettage
  - 2.3.4. Fusiform Excision
  - 2.3.5. Excision of Subcutaneous Lesions
  - 2.3.6. Incision and Drainage of Cutaneous Abscesses
  - 2.3.7. Destructive Surgery of Superficial Lesions
  - 2.3.8. Minor Nail Surgery
  - 2.3.9. Preparation of Wounds/Skin Lacerations
- 2.4. Postoperative Follow-up and Postoperative Complications



*A unique, key, and decisive training experience to boost your professional development”*



# 05

# Methodology

This training program provides you with a different way of learning. Our methodology follows a cyclical learning process: **Re-learning**.

This teaching system is used in the most prestigious medical schools in the world, and major publications such as the New **England Journal of Medicine** have considered it to be one of the most effective.





““

*Discover Re-learning, a system that abandons conventional linear learning, to take you through cyclical teaching systems: a way of learning that has proven to be extremely effective, especially in subjects that require memorization"*

## At TECH we use the Case Method

In a given situation, what would you do? Throughout the program, you will be presented with multiple simulated clinical cases based on real patients, where you will have to investigate, establish hypotheses and, finally, resolve the situation. There is abundant scientific evidence on the effectiveness of the method. Specialists learn better, faster, and more sustainably over time.

*With TECH you can experience a way of learning that is shaking the foundations of traditional universities around the world.*



According to Dr. Gérvas, the clinical case is the annotated presentation of a patient, or group of patients, which becomes a "case", an example or model that illustrates some peculiar clinical component, either because of its teaching potential or because of its uniqueness or rarity. It is essential that the case is based on current professional life, trying to recreate the real conditions in professional medical practice.

“

*Did you know that this method was developed in 1912 at Harvard for law students? The case method consisted of presenting students with real-life, complex situations for them to make decisions and justify their decisions on how to solve them. In 1924, Harvard adopted it as a standard teaching method”*

The effectiveness of the method is justified by four fundamental achievements:

1. Students who follow this method not only grasp concepts, but also develop their mental capacity by evaluating real situations and applying their knowledge.
2. The learning process has a clear focus on practical skills that allow the student to better integrate into the real world.
3. Ideas and concepts are understood more efficiently, given that the example situations are based on real-life.
4. Students like to feel that the effort they put into their studies is worthwhile. This then translates into a greater interest in learning and more time dedicated to working on the course.



## Re-Learning Methodology

At TECH we enhance the Harvard case method with the best 100% online teaching methodology available: Re-learning.

Our University is the first in the world to combine the study of clinical cases with a 100% online learning system based on repetition, combining a minimum of 8 different elements in each lesson, which represent a real revolution with respect to simply studying and analyzing cases.



*The physician will learn through real cases and by solving complex situations in simulated learning environments. These simulations are developed using state-of-the-art software to facilitate immersive learning.*



At the forefront of world teaching, the Re-learning method has managed to improve the overall satisfaction levels of professionals who complete their studies, with respect to the quality indicators of the best Spanish-speaking online university (Columbia University).

With this methodology we have trained more than 250,000 physicians with unprecedented success, in all clinical specialties regardless of the surgical load. All this in a highly demanding environment, where the students have a strong socio-economic profile and an average age of 43.5 years.

*Re-learning will allow you to learn with less effort and better performance, involving you more in your specialization, developing a critical mindset, defending arguments, and contrasting opinions: a direct equation to success.*

In our program, learning is not a linear process, but rather a spiral (we learn, unlearn, forget, and re-learn). Therefore, we combine each of these elements concentrically.

The overall score obtained by our learning system is 8.01, according to the highest international standards.



In this program you will have access to the best educational material, prepared with you in mind:



#### Study Material

All teaching material is produced by the specialists who teach the course, specifically for the course, so that the teaching content is highly specific and precise.

This content is then adapted in an audiovisual format that will create our way of working online, with the latest techniques that allow us to offer you high quality in all of the material that we provide you with.



#### Latest Techniques and Procedures on Video

We introduce you to the latest techniques, to the latest educational advances, to the forefront of current medical techniques. All this, in first person, with the maximum rigor, explained and detailed for your assimilation and understanding. And best of all, you can watch them as many times as you want.



#### Interactive Summaries

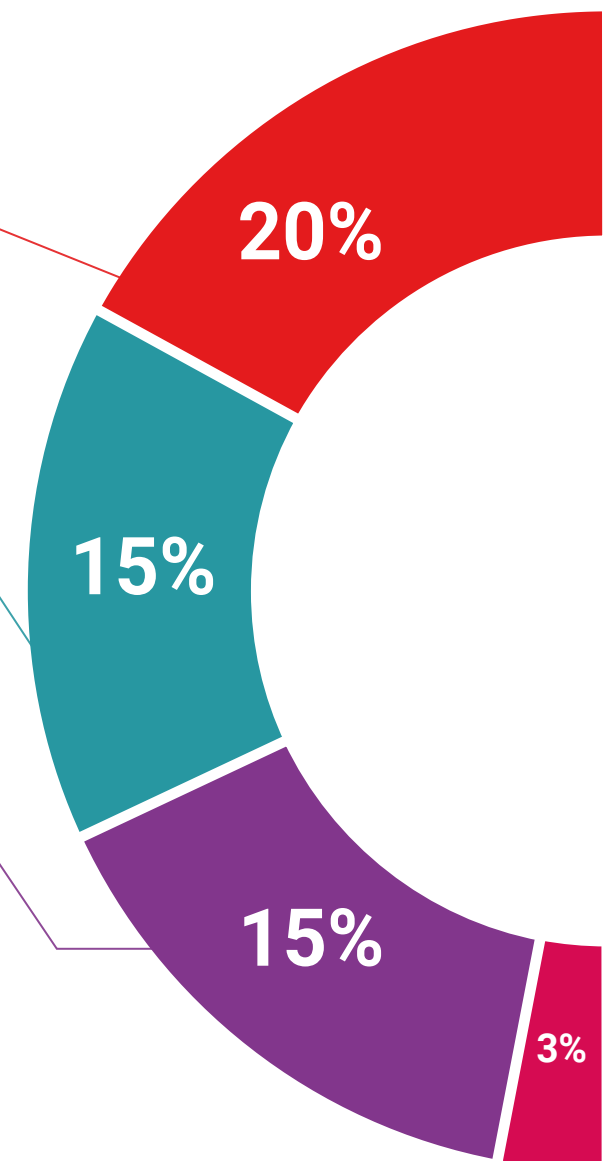
We present the contents attractively and dynamically in multimedia lessons that include audio, videos, images, diagrams, and concept maps in order to reinforce knowledge.

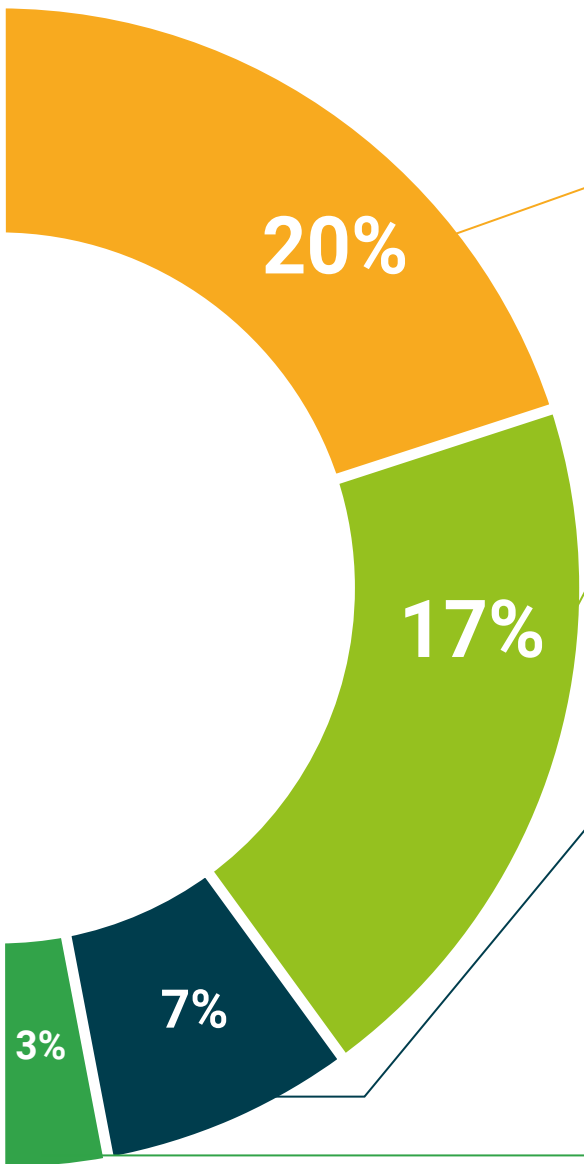
This unique multimedia content presentation training system was awarded by Microsoft as a "European Success Story".



#### Additional Reading

Recent articles, consensus documents, international guides. in our virtual library you will have access to everything you need to complete your training.





### Expert-Led Case Studies and Case Analysis

Effective learning ought to be contextual. Therefore, we will present you with real case developments in which the expert will guide you through focusing on and solving the different situations: a clear and direct way to achieve the highest degree of understanding.



### Testing & Re-testing

We periodically evaluate and re-evaluate your knowledge throughout the program, through assessment and self-assessment activities and exercises: so that you can see how you are achieving your goals.



### Classes

There is scientific evidence suggesting that observing third-party experts can be useful.

Learning from an expert strengthens knowledge and memory, and generates confidence in our future difficult decisions.



### Quick Action Guides

We offer you the most relevant contents of the course in the form of worksheets or quick action guides. A synthetic, practical, and effective way to help you progress in your learning.



# 06 Certificate

This Postgraduate Certificate in Pediatric Traumatology and Minor Surgery guarantees you, in addition to the most rigorous and up-to-date training, access to a university degree issued by TECH Global University.



“

*Successfully complete this training and receive your university degree without travel or laborious paperwork”*

This program will allow you to obtain your **Postgraduate Certificate in Pediatric Traumatology and Minor Surgery** endorsed by **TECH Global University**, the world's largest online university.

**TECH Global University** is an official European University publicly recognized by the Government of Andorra (**official bulletin**). Andorra is part of the European Higher Education Area (EHEA) since 2003. The EHEA is an initiative promoted by the European Union that aims to organize the international training framework and harmonize the higher education systems of the member countries of this space. The project promotes common values, the implementation of collaborative tools and strengthening its quality assurance mechanisms to enhance collaboration and mobility among students, researchers and academics.

This **TECH Global University** title is a European program of continuing education and professional updating that guarantees the acquisition of competencies in its area of knowledge, providing a high curricular value to the student who completes the program.

Title: **Postgraduate Certificate in Pediatric Traumatology and Minor Surgery**

Modality: **online**

Duration: **6 weeks**

Accreditation: **4 ECTS**



\*Apostille Convention. In the event that the student wishes to have their paper diploma issued with an apostille, TECH Global University will make the necessary arrangements to obtain it, at an additional cost.

health future  
confidence people  
education information tutors  
guarantee accreditation teaching  
institutions technology learning  
community commitment  
personalized service innovation  
knowledge present  
development  
virtual classroom

**tech** global  
university

**Postgraduate Certificate**  
Pediatric Traumatology  
and Minor Surgery

- » Modality: online
- » Duration: 6 weeks
- » Certificate: TECH Global University
- » Credits: 4 ECTS
- » Schedule: at your own pace
- » Exams: online

# Postgraduate Certificate Pediatric Traumatology and Minor Surgery

