

Postgraduate Certificate Pediatric Ophthalmology





Postgraduate Certificate Pediatric Ophthalmology

- » Modality: online
- » Duration: 6 weeks
- » Certificate: TECH Global University
- » Credits: 6 ECTS
- » Schedule: at your own pace
- » Exams: online

Website: www.techtute.com/us/medicine/postgraduate-certificate/pediatric-ophthalmology

Index

01

Introduction

p. 4

02

Objectives

p. 8

03

Course Management

p. 12

04

Structure and Content

p. 22

05

Methodology

p. 26

06

Certificate

p. 34

01

Introduction

Through this Postgraduate Certificate you will be able to identify the basic characteristics of ophthalmologic pathologies in children, as well as to review the diagnostic procedures and the appropriate therapeutic regimen in each case. In this way, the advances in the processes of action for pediatric patients are updated in order to provide care based on quality and safety to children and their families.



“

The primary care pediatrician is a highly responsive specialist who solves more than 90% of the health demands of pediatric patients and their families. Their training is crucial in providing quality health care, and they must constantly update their knowledge in order to perform a quality praxis”

This Postgraduate Certificate in Pediatric Endocrinology is designed to review the concepts and procedures for the main glandular pathologies in children and adolescents, in order to establish the correct diagnosis and treatment, based on scientific evidence and the experience of recognized professionals in the field of Pediatrics.

It includes the main endocrinological pathologies, such as strabismus, red eye, palpebral and lacrimal pathology or the management of ocular tumors in children. The contents are approached with emphasis on the latest advances, so that professionals can update their knowledge and procedures, in order to provide quality care and improve the prognosis of pediatric patients.

This Postgraduate Certificate will also be useful for those pediatricians who wish to update their knowledge and review action protocols, since it allows the specialist to know first hand the most important advances in their usual clinical practice in primary care, keeping up to date with the new developments that appear every day in the discipline.

This **Postgraduate Certificate in Pediatric Ophthalmology** contains the most complete and up-to-date scientific program on the market. The most important features of the program include:

- ♦ Clinical cases presented by experts in the different specialties. The graphic, schematic, and eminently practical contents with which they are created provide scientific and practical information on the disciplines that are essential for professional practice.
- ♦ Diagnostic and therapeutic novelties and clinical practice guidelines on ophthalmologic pathologies in children.
- ♦ Presentation of practical workshops on procedures, diagnosis, and treatment techniques.
- ♦ Algorithm-based interactive learning system for decision-making in the presented clinical situations.
- ♦ All of this will be complemented by theoretical lessons, questions to the expert, debate forums on controversial topics, and individual reflection assignments.
- ♦ Content that is accessible from any fixed or portable device with an Internet connection.



This Postgraduate Certificate in Pediatric Ophthalmology will broaden your professional capacity to deal with growth problems in children"

“

This Postgraduate Certificate may be the best investment you can make in the selection of a refresher program for two reasons: in addition to updating your knowledge in pediatric ophthalmology, you will obtain a University Course degree from TECH University of Technology"

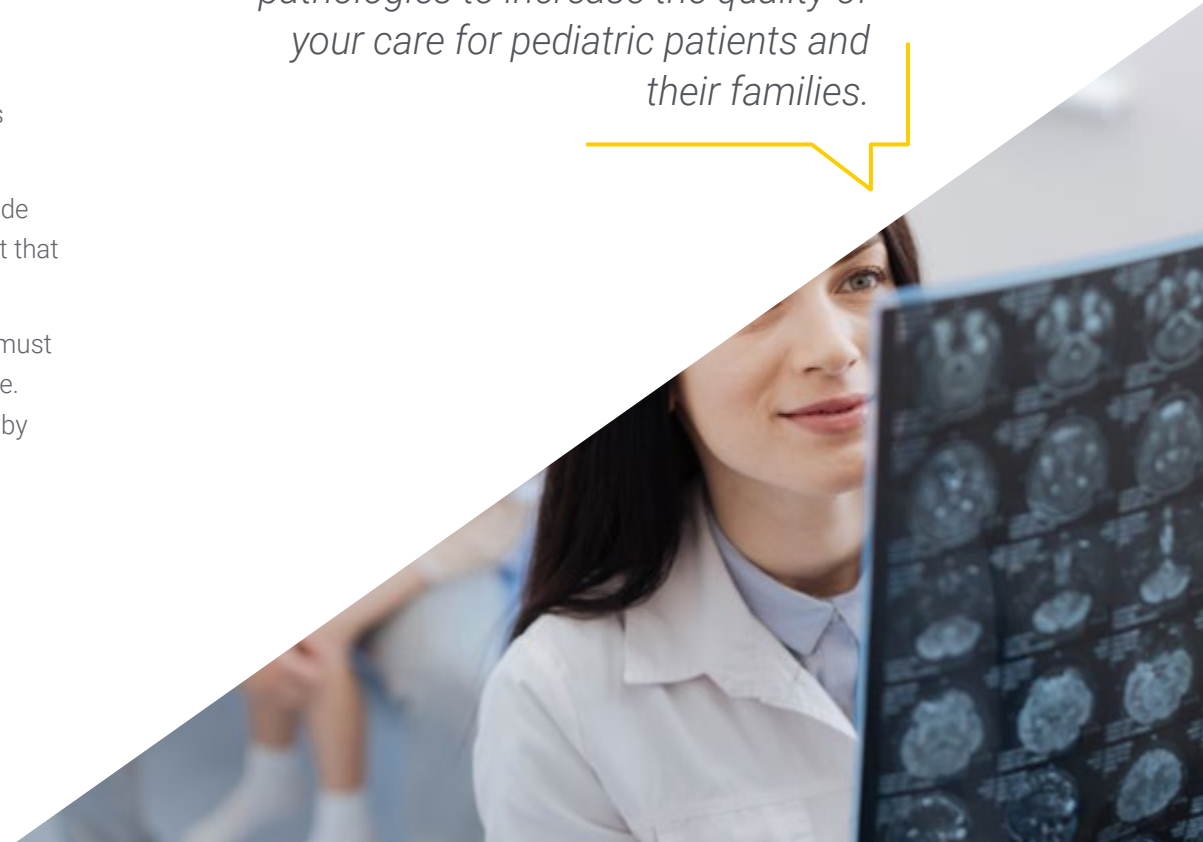
Its teaching staff includes health professionals belonging to the field of pediatrics, who contribute their work experience to this training, in addition to other specialists belonging to leading scientific societies.

The multimedia content developed with the latest educational technology will provide the professional with situated and contextual learning, i.e., a simulated environment that will provide immersive training program to train in real situations.

This program is designed around Problem Based Learning, whereby the physician must try to solve the different professional practice situations that arise during the course. This will be done with the help of an innovative interactive video system developed by renowned pediatric experts with extensive teaching experience.

This online methodology allows you, through clinical cases, to practice in a simulated environment and improve your performance skills

Don't miss the opportunity to update your knowledge in ophthalmologic pathologies to increase the quality of your care for pediatric patients and their families.



02 Objectives

The main goal of this program is to review the procedures in the approach to ophthalmologic pathologies in children, based on scientific evidence and the experience of renowned professionals in the field of Pediatrics.



“

This refresher program will generate a sense of security when practising medicine, which will help you grow both personally and professionally”



General Objective

- Update the procedures for the most frequent ophthalmologic pathologies seen in pediatric patients, for their correct diagnosis and treatment.

“

Take advantage of the opportunity and take the step to get up to date on the latest developments in the approach to eye pathologies in children”





Specific Objectives

- ◆ Develop the phases of eye examination in the child in order to obtain the maximum information about the functioning and anatomy of the eyeball
- ◆ List the causes of leukocoria with visual impairment and vital prognosis
- ◆ Describe the most commonly used methods for detecting visual acuity deficits in children under 2 years of age
- ◆ Describe the most commonly used tests to detect visual acuity alterations in children older than 2 years
- ◆ Define the ocular muscles and innervation of the external muscles
- ◆ Lay the foundations and describe the objective and subjective tests for the correct study of ocular motility
- ◆ Define the concept of stereopsis
- ◆ Define convergent strabismus and characterize the different clinical forms of endotropia and its diagnosis
- ◆ Establish the differences between intermittent, permanent, consecutive and paralytic exotropia
- ◆ Describe the causes of red eye and the stages for its correct diagnosis: conjunctivitis, episcleritis, keratitis and anterior uveitis
- ◆ Determine palpebral alterations and malformations: ptosis, palpebral retraction, palpebral coloboma, blepharophimosis, epiblepharon, congenital entropion, ectropion, trichiasis and congenital dystonychiasis and lagophthalmos associated with infantile facial paralysis
- ◆ Analyze the most frequent inflammatory and lacrimal pathologies in childhood and palpebral traumatology

03

Course Management

This program includes in its teaching staff pediatricians of recognized prestige, who bring to this training the experience of their work. Additionally, other recognized specialists participate in its design and preparation, which means that the program is developed in an interdisciplinary manner.





“

Learn from leading professionals the latest advances in ophthalmology in pediatrics”.

Management



Dr. Mantecón Fernández, Laura

- Neonatology Assistant Specialist at the Central University Hospital of Asturias (Oviedo).
- Degree in Medicine from the University of Cantabria.
- PhD in Medicine from the University of Oviedo (Outstanding Cum Laude).
- Specialist in Pediatrics and its Specialist Areas at Central University Hospital of Asturias (Oviedo).
- Exclusive training in neonatology during the last year of the specialty.
- Outpatient residency at the Jackson Neonatal Intensive Care Unit
- Memorial Hospital in Miami, Florida USA
- Member of Spanish Society of Neonatology (SEN).
- Accredited instructor in Neonatal Resuscitation (SEN)
- Various postgraduate degrees in Neonatology, Pediatric Emergencies and Update in Primary Care in Pediatrics.
- Several articles published in indexed pediatric journals (neonatology and general pediatrics) and chapters of books on the specialty.
- Numerous presentations in conferences and numerous continuing training programs taken.
- Several courses given (neonatal resuscitation and ventilation).
- Current lines of research:
 - Study of the impact of antibiotics on the neonatal intestinal microbiota (Collaborating Researcher on a grant awarded by the Ministry of Economy, Industry and Competitiveness)
 - Continuing the study on vitamin D in the pediatric population (markers and status) initiated in her doctoral thesis.

Professors

Mr Acedo Alonso, Yordana

- ♦ Degree in Medicine and Surgery
- ♦ Specialist Pediatrician
- ♦ Attending Pediatrician Pediatric Emergency Services Cruces Hospital Osakidetza

Mr. Alcalá Minagorre, Pedro J.

- ♦ Degree in Medicine and Surgery
- ♦ Specialist Pediatrician
- ♦ Attending Pediatrician at General University Hospital Alicante

Dr. Álvarez Calatayud, Guillermo

- ♦ Doctor of Medicine
- ♦ Attending Pediatrician Pediatric Gastroenterology Services at the Gregorio Marañón University Hospital Madrid
- ♦ President of the Spanish Society of Probiotics and Prebiotics (SEPyP)
- ♦ Master's Degree in Pediatric Gastroenterology
- ♦ Professor of Pediatrics at the European University of Madrid

Dr. Álvarez Pitti, Julio

- ♦ PhD in Medicine from the University of Valencia
- ♦ Specialist Pediatrician
- ♦ Attending Pediatrician Unit against Obesity and Cardiovascular Risk at Consorcio General University Hospital in Valencia

Mr. Arribas Sánchez, Cristina

- ♦ Neonatology Service Gregorio Marañón General University Hospital Madrid

Dr. Ballester Asensio, Esther

- ♦ Doctor of Medicine
- ♦ Specialist Pediatrician
- ♦ Attending Pediatrician Dr. Peset University Hospital Valencia

Mr. Bardón Cancho, Eduardo

- ♦ Pediatric Services Fundación Alcorcón University Hospital. Madrid

Dr. Butragueño Laiseca, Laura

- ♦ Pediatric Services Gregorio Marañón General University Hospital. Madrid

Dr. Campos Calleja, Carmen

- ♦ Degree in Medicine
- ♦ Specialist Pediatrician
- ♦ Miguel Servet University Children's Hospital
- ♦ Teacher at the University of Zaragoza

Dr. Castaño Rivero, Antón

- ♦ Degree in Medicine and Surgery
- ♦ Specialist Pediatrician
- ♦ President of the Spanish Society of Paediatric Emergencies
- ♦ Attending Pediatrician Cabueñes Hospital Gijón

Dr. Chicano Marín, Francisco José

- ♦ Degree in Medicine
- ♦ Specialist Pediatrician
- ♦ Pediatric Attending Physician Arcos del Mar Menor University Hospital

Dr. Chipont Benabent, Enrique

- ♦ Degree in Medicine and Surgery
- ♦ Specialist in Ophthalmology
- ♦ Director of Oftalica Clinic Alicante

Dr. Crehuá Guardiza, Elena

- ♦ Degree in Medicine and Surgery
- ♦ Specialist Pediatrician
- ♦ Attending Pediatrician Clinical University Hospital of Valencia

Dr. Ebrí Martínez, José Ricardo

- ♦ Degree in Medicine and Surgery
- ♦ Specialist in Orthopedic and Trauma Surgery

Dr. Esteve Martínez, Altea

- ♦ Degree in Medicine and Surgery
- ♦ Specialist in Dermatology
- ♦ Attending dermatologist in Pediatric Dermatology Services General University Hospital Valencia

Dr. Febrer Bosch, María Isabel

- ♦ Degree in Medicine and Surgery
- ♦ Specialist in Pediatric Dermatology Pediatric Dermatology Clinical Unit at the General University Hospital Valencia

Dr. Fernández Gallego, Víctor

- ♦ Emergency Doctor Mobile ICU at Motilla del Paiancar Castilla-La Mancha Health Service (SESCAM)

Dr. Fernández Llópez, Agustín

- ♦ Degree in Medicine and Surgery
- ♦ Allergy Specialist Head of Allergy Unit Virgen del Consuelo Clinic Valencia

Dr. Ferrer Torregrosa, Javier

- ♦ Doctor from the Catholic University of Valencia
- ♦ Professor of Podology Department at the Catholic University of Valencia
- ♦ Master's Degree in Deterioration of Skin Integrity

Dr. Gandía Benetó, Rubén

- ♦ Degree in Medicine and Surgery
- ♦ Specialist in Pediatric Neurology
- ♦ Assistant Neuropediatrician at Invanep

Dr. García Herrero, María Ángeles

- ♦ Degree in Medicine and Surgery
- ♦ Specialist Pediatrician
- ♦ Attending Pediatrician Prince of Asturias University Hospital. Alcalá Henares University

Dr. García-Sala Viguier, Fernando

- ♦ Doctor of Medicine
- ♦ Pediatrician and Neonatology Specialist
- ♦ Professor of Neonatology at the Midwifery Teaching Unit of the Valencian Community
- ♦ Coordinator of the Maternal and Infant Service of the Milenium Medical Center of Valencia

Dr. González Fernández, Ana María

- ♦ Pediatric Attending Physician Arcos del Mar Menor University Hospital Murcia

Dr. Haro Díaz, Ana

- ♦ Pediatric Services Fundación Alcorcón University Hospital. Madrid

Dr. Hernández Calvín, Francisco Javier

- ♦ Associate Director and Head of the Pediatric ENT Unit at Quirónsalud University Hospital, Madrid and Quirónsalud, San José

Dr. Hernández Rupérez, María Belén

- ♦ Pediatrician.
- ♦ Specialist in Infections Gregorio Marañón General University Hospital. Madrid

Dr. Hernández-Sampelayo Matos, Teresa

- ♦ Head of the Pediatric Department Gregorio Marañón General University Hospital
- ♦ Associate Professor of Pediatrics Complutense University of Madrid

Dr. Jiménez de Domingo, Ana

- ♦ Neuropediatrics Service Gregorio Marañón General University Hospital. Madrid

Dr. Lahuerta Cervera, Sonia

- ♦ Degree in Medicine and Surgery
- ♦ Specialist Pediatrician
- ♦ Attending Pediatrician Quirón Hospital Valencia

Mra. López Lois, María Gloria

- ♦ Primary Care Pediatrician

Dr. López Navarro, Carmen

- ♦ Degree in Medicine and Surgery
- ♦ Specialist Pediatrician
- ♦ Attending Pediatrician Ribera University Hospital Alzira

Dr. Martín Reolid, Begoña

- ♦ Specialist in Ophthalmic Optometry

Dr. Mintegui Raso, Santiago

- ♦ Doctor of Medicine
- ♦ Pediatrician
- ♦ Director of the research network RISEUP
- ♦ Chairman of European Pediatric Emergency Medicine (REPEM)
- ♦ Cruces Hospital Bilbao

Dr. Mompó Marabotto, María Luisa

- ♦ Degree in Medicine and Surgery
- ♦ Specialist Pediatrician
- ♦ Integral Pediatric Unit Quirón Valencia SLP

Dr. Moral Cazalla, Raquel

- ♦ Specialist in Pediatric Ophthalmology

Dr. Morell Salort, María Luisa

- ♦ Degree in Medicine and Surgery
- ♦ Expert in Neurophysiology
- ♦ Integral Pediatric Unit Quirón Valencia

Navarro Gómez, María Luisa

- ♦ Pediatric Infections Unit Gregorio Marañón Hospital, Madrid

Dr. Navarro Paterna, Mariel

- ♦ PhD in Medicine from the University of Valencia
- ♦ Specialist Pediatrician
- ♦ Primary Care Pediatrician at the Puerto de Sagunto Health Centre

Dr. Navarro Ruíz, Almudena

- ♦ Degree in Medicine and Surgery
- ♦ Specialist in Pediatric Endocrinology
- ♦ Pediatric Services Quirón Hospital Valencia

Dr. Negre Policarpo, Sergi

- ♦ Doctor of Medicine
- ♦ Specialist Pediatrician
- ♦ In charge of scientific, educational and teaching projects of the Pediatrics Department of Quirón Valencia
- ♦ Attending Pediatrician at La Fe Hospital Valencia

Dr. Ocete Hita, Esther

- ♦ Doctor of Medicine
- ♦ Specialist Pediatrician
- ♦ Pediatric Clinical Management Unit University Hospital Complex Granada

Ochando Perales, Gemma

- ♦ Specialist in Child Psychiatry
- ♦ Child and Adolescent Psychiatrist at the International Children's Unit of La Fe Polytechnic and University Hospital of Valencia

Oikonomopoulou, Niki

- ♦ Neonatology Service Gregorio Marañón General University Hospital. Madrid

Olivas López de Soria, Cristina

- ♦ Degree in Medicine and Surgery
- ♦ Specialist Pediatrician
- ♦ Attending Pediatrician Pediatric Services at the Prince of Asturias University Hospital, Alcalá de Henares, Madrid

Olmos Jiménez, María José

- ♦ Degree in Medicine
- ♦ Attending Pediatrician Arcos del Mar Menor University Hospital

Dr. Ortiz Sánchez, Pedro Ramón

- ♦ Doctor of Medicine and Surgery.
- ♦ Specialist in Clinical Neurophysiology
- ♦ Department of Neurology at General University Hospital of Valencia
- ♦ Valencian Institute of Pediatric Neurology

Dr. Pérez Ferriols, Desamparados

- ♦ PhD in Medicine and Surgery
- ♦ Specialist in Dermatology
- ♦ Photobiology and Phototherapy Section Dermatology Department. General University Hospital of Valencia

Pérez Moreno, Jimena

- ♦ Pediatrics. Gregorio Marañón General University Hospital. Madrid

Pin Arboledas, Gonzalo

- ♦ Degree in Medicine and Surgery
- ♦ Postgraduate Diploma in Sleep Disorders Medicine
- ♦ Coordinator of the Integral Pediatrics Unit Q Quirón Hospital Valencia
- ♦ Coordinator of the Valencian Sleep Unit Quirón Hospital Valencia

Ponce Salas, Beatriz

- ♦ Pediatrics. Gregorio Marañón General University Hospital. Madrid

Pons Morales, Sara

- ♦ Doctor of Medicine
- ♦ Attending Pediatrician Dr. Peset University Hospital Valencia

Ramón Muñoz, Gloria

- ♦ Degree in Medicine and Surgery
- ♦ Specialist in Pediatric Cardiology
- ♦ Pediatric Services Child Cardiology Ribera University Hospital Alzira

Rincón Lopez, Elena María

- ♦ Attending Pediatrician Department of Pediatric Infectious Diseases, Gregorio Marañón General University Hospital

Roldán Cano, Virginia

- ♦ Primary Care Pediatrician

Romero Castillo, Estefanía Julia

- ♦ Primary Care Pediatrician

Ros Cervera, Gonzalo

- ♦ Degree in Medicine and Surgery
- ♦ Neuropediatrician accredited by the Spanish Association of Pediatrics
- ♦ Neuropediatrician at Gandía Hospital
- ♦ Neuropediatrician at Valencian Institute of Neurosciences

Rubio García, Elena

- ♦ Pediatrics. Gregorio Marañón General University Hospital. Madrid

Saavedra Lozano, Jesús

- ♦ Degree in Medicine and Surgery
- ♦ Specialist Pediatrician
- ♦ Attending Pediatrician, Pediatric Infectious Diseases Unit at Gregorio Marañón Hospital Madrid

Sainz Costa, Talía

- ♦ Specialist Pediatrician
- ♦ Researcher at the Molecular Immunobiology Laboratory at the Gregorio Marañón General University Hospital

Dr. Tolín Hernani, Mar

- ♦ Pediatrician
- ♦ Attending Physician in Gastroenterology and Child Nutrition Gregorio Marañón Maternity Hospital Madrid

Dr. Utrero Valiente, Juan Antonio

- ♦ Degree in Medicine and Surgery
- ♦ Specialist Pediatrician
- ♦ Pediatric Home Hospital Unit General University Hospital Alicante

Dr. Valverde Molina, José

- ♦ Doctor of Medicine
- ♦ Pediatrician. Head of the Pediatric Department
- ♦ Specialist Training in Pediatric Pneumology
- ♦ Arcos del Mar Menor University Hospital San Javier Murcia

Mra. Villanueva, Laura

- ♦ Lactation Consultant IBCLC
- ♦ Integral Pediatrics Unit Q, Valencia SLP- UPIQ
- ♦ Internationally Certified Consultant in Maternal Lactation
- ♦ President of the Sina Association (support for maternal lactation and upbringing)

Dr. Zaragoza Ninet, Violeta

- ♦ Degree in Medicine and Surgery
- ♦ Specialist in Dermatology
- ♦ Attending Dermatologist Pediatric Dermatology Department General University Hospital Valencia



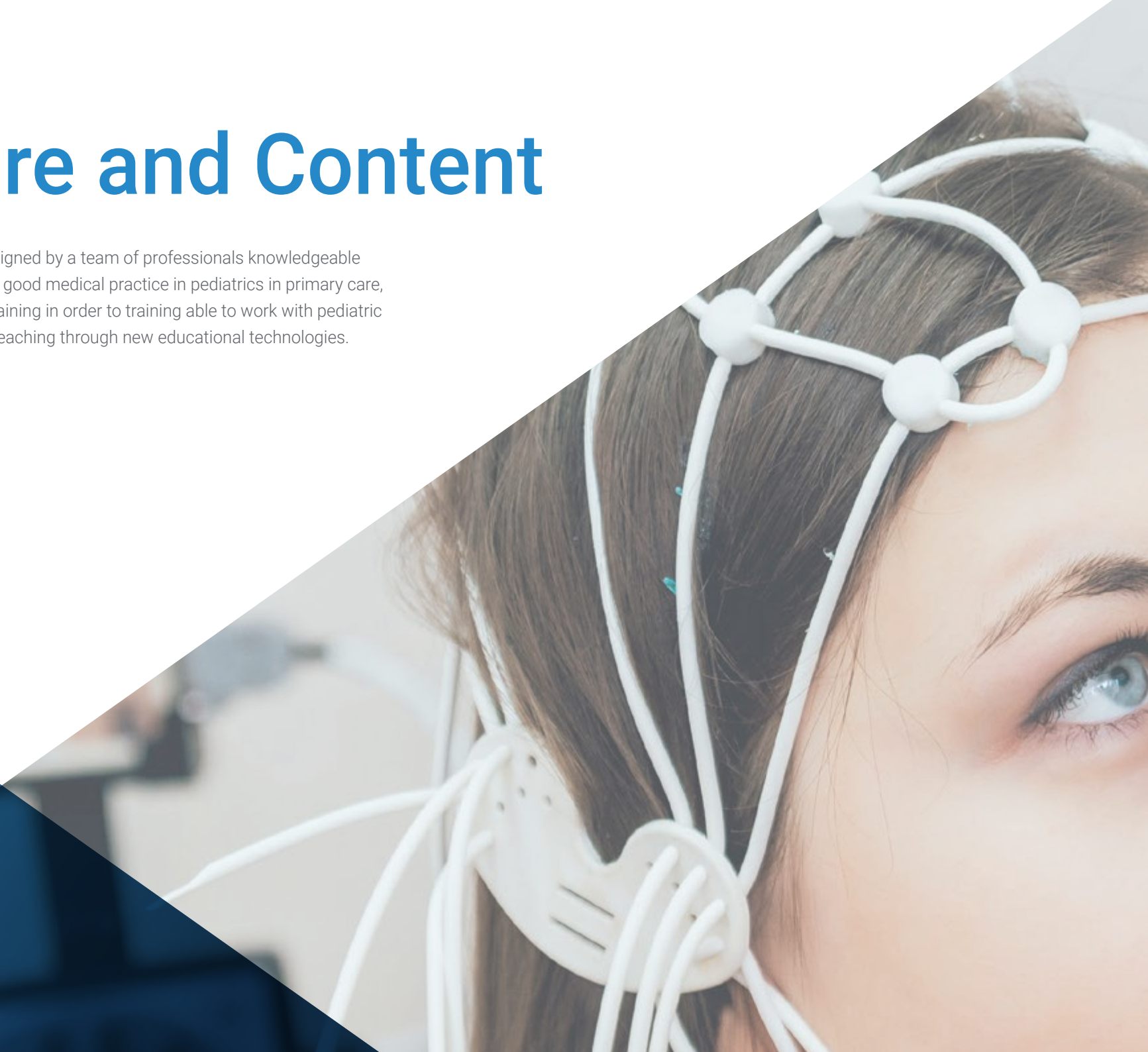


“ Acquire the necessary skills to specialize in this field and give a boost to your profession”

04

Structure and Content

The content structure has been designed by a team of professionals knowledgeable about the implications of training in good medical practice in pediatrics in primary care, aware of the relevance of current training in order to training able to work with pediatric patients and committed to quality teaching through new educational technologies.





“

This Postgraduate Certificate in Pediatric Ophthalmology contains the most complete and up-to-date scientific program on the market"

Module 1. Ophthalmology

- 1.1. Visual Control in Children
- 1.2. Visual Sharpness Amblyopia Strabismus
- 1.3. Conjunctivitis and Blepharitis Pink Eye
- 1.4. Eyelids and Tear System

Module 2. Strabismus. Ocular mobility and its Exploration.

- 2.1. Ocular Muscles
- 2.2. Innervation of the External Muscles
- 2.3. Study of Ocular Motility
- 2.4. Studies of Eye Movements
- 2.5. Convergent Strabismus. Endotropia
- 2.6. Divergent Strabismus. Exotropia

Module 3. Red eye in Infancy

- 3.1. Most Frequent Infectious Pathology
- 3.2. Non-Infectious Pathology
- 3.3. Tearing in the Newborn
- 3.4. Red Eye
- 3.5. Ocular Trauma
- 3.6. Leukocoria

Module 4. Palpebral and Lacrimal Pathology in Children

- 4.1. Palpebral Alterations and Malformations
- 4.2. Inflammatory Pathology
- 4.3. Cysts and Tumors
- 4.4. Lacrimal Pathology in Childhood
- 4.5. Palpebral Traumatology in Infancy





“

*A unique, key, and decisive
Training experience to boost your
professional development”*

05

Methodology

This training program provides you with a different way of learning. Our methodology uses a cyclical learning approach: *Re-learning*.

This teaching system is used in the most prestigious medical schools in the world, and major publications such as the *New England Journal of Medicine* have considered it to be one of the most effective.



“

Discover Re-learning, a system that abandons conventional linear learning, to take you through cyclical teaching systems: a way of learning that has proven to be extremely effective, especially in subjects that require memorization"

At TECH we use the Case Method

In a given situation, what would you do? Throughout the program, you will be presented with multiple simulated clinical cases based on real patients, where you will have to investigate, establish hypotheses and, finally, resolve the situation. There is abundant scientific evidence on the effectiveness of the method. Specialists learn better, faster, and more sustainably over time.

With TECH you can experience a way of learning that is shaking the foundations of traditional universities around the world.



According to Dr. Gérvas, the clinical case is the annotated presentation of a patient, or group of patients, which becomes a "case", an example or model that illustrates some peculiar clinical component, either because of its teaching potential or because of its uniqueness or rarity. It is essential that the case is based on current professional life, trying to recreate the real conditions in professional medical practice.

“

Did you know that this method was developed in 1912 at Harvard for law students? The case method consisted of presenting students with real-life, complex situations for them to make decisions and justify their decisions on how to solve them. In 1924, Harvard adopted it as a standard teaching method”

The effectiveness of the method is justified by four fundamental achievements:

1. Students who follow this method not only grasp concepts, but also develop their mental capacity by evaluating real situations and applying their knowledge.
2. The learning process has a clear focus on practical skills that allow the student to better integrate into the real world.
3. Ideas and concepts are understood more efficiently, given that the example situations are based on real-life.
4. Students like to feel that the effort they put into their studies is worthwhile. This then translates into a greater interest in learning and more time dedicated to working on the course.



Re-Learning Methodology

At TECH we enhance the Harvard case method with the best 100% online teaching methodology available: Re-learning.

Our University is the first in the world to combine the study of clinical cases with a 100% online learning system based on repetition, combining a minimum of 8 different elements in each lesson, which represent a real revolution with respect to simply studying and analyzing cases.



The physician will learn through real cases and by solving complex situations in simulated learning environments. These simulations are developed using state-of-the-art software to facilitate immersive learning.

At the forefront of world teaching, the Re-learning method has managed to improve the overall satisfaction levels of professionals who complete their studies, with respect to the quality indicators of the best Spanish-speaking online university (Columbia University).

With this methodology we have trained more than 250,000 physicians with unprecedented success, in all clinical specialties regardless of the surgical load. All this in a highly demanding environment, where the students have a strong socio-economic profile and an average age of 43.5 years.


Re-learning will allow you to learn with less effort and better performance, involving you more in your specialization, developing a critical mindset, defending arguments, and contrasting opinions: a direct equation to success.

In our program, learning is not a linear process, but rather a spiral (we learn, unlearn, forget, and re-learn). Therefore, we combine each of these elements concentrically.

The overall score obtained by our learning system is 8.01, according to the highest international standards.



In this program you will have access to the best educational material, prepared with you in mind:



Study Material

All teaching material is produced by the specialists who teach the course, specifically for the course, so that the teaching content is highly specific and precise.

This content is then adapted in an audiovisual format that will create our way of working online, with the latest techniques that allow us to offer you high quality in all of the material that we provide you with.



Latest Techniques and Procedures on Video

We introduce you to the latest techniques, to the latest educational advances, to the forefront of current medical techniques. All this, in first person, with the maximum rigor, explained and detailed for your assimilation and understanding. And best of all, you can watch them as many times as you want.



Interactive Summaries

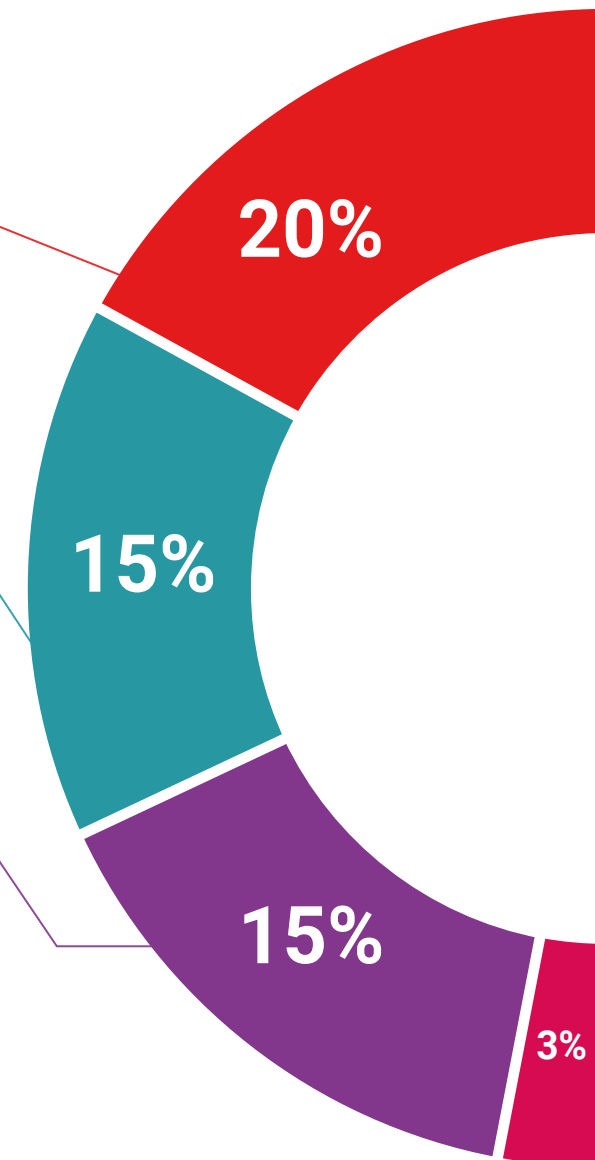
We present the contents attractively and dynamically in multimedia lessons that include audio, videos, images, diagrams, and concept maps in order to reinforce knowledge.

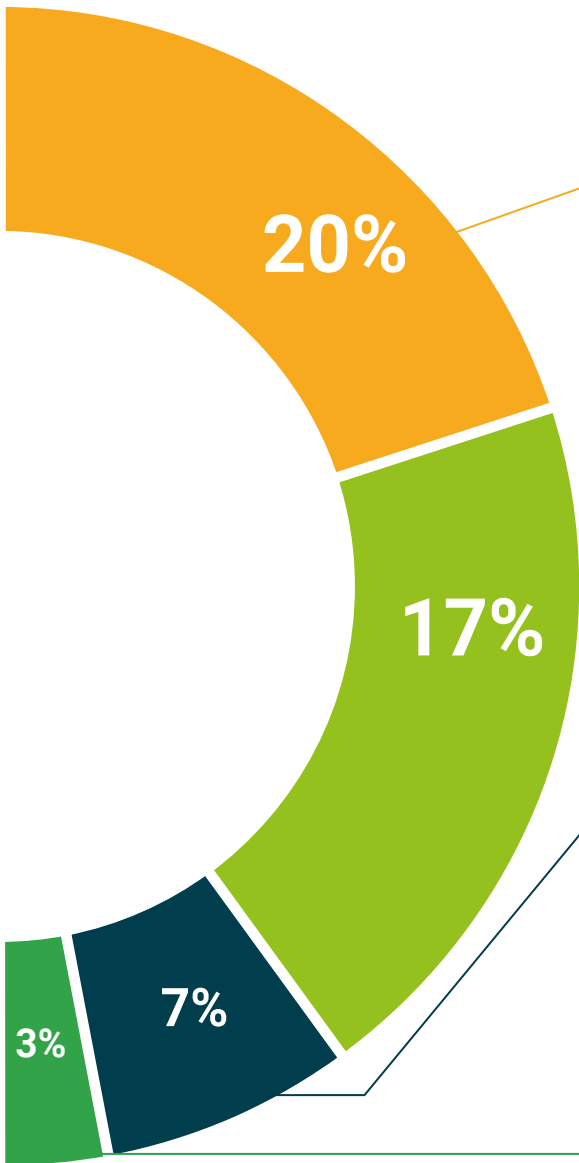
This unique multimedia content presentation training system was awarded by Microsoft as a "European Success Story".



Additional Reading

Recent articles, consensus documents, international guides. in our virtual library you will have access to everything you need to complete your training.





Expert-Led Case Studies and Case Analysis

Effective learning ought to be contextual. Therefore, we will present you with real case developments in which the expert will guide you through focusing on and solving the different situations: a clear and direct way to achieve the highest degree of understanding.



Testing & Re-testing

We periodically evaluate and re-evaluate your knowledge throughout the program, through assessment and self-assessment activities and exercises: so that you can see how you are achieving your goals.



Classes

There is scientific evidence suggesting that observing third-party experts can be useful.

Learning from an expert strengthens knowledge and memory, and generates confidence in our future difficult decisions.



Quick Action Guides

We offer you the most relevant contents of the course in the form of worksheets or quick action guides. A synthetic, practical, and effective way to help you progress in your learning.



06 Certificate

This Postgraduate Certificate in Pediatric Ophthalmology guarantees you, in addition to the most rigorous and up-to-date training, access to a University Degree issued by TECH Global University.





Successfully complete this training and receive your university degree without travel or laborious paperwork"

This program will allow you to obtain your **Postgraduate Certificate in Pediatric Ophthalmology** endorsed by **TECH Global University**, the world's largest online university.

TECH Global University is an official European University publicly recognized by the Government of Andorra ([official bulletin](#)). Andorra is part of the European Higher Education Area (EHEA) since 2003. The EHEA is an initiative promoted by the European Union that aims to organize the international training framework and harmonize the higher education systems of the member countries of this space. The project promotes common values, the implementation of collaborative tools and strengthening its quality assurance mechanisms to enhance collaboration and mobility among students, researchers and academics.

This **TECH Global University** title is a European program of continuing education and professional updating that guarantees the acquisition of competencies in its area of knowledge, providing a high curricular value to the student who completes the program.

Title: **Postgraduate Certificate in Pediatric Ophthalmology**

Modality: **online**

Duration: **6 weeks**

Accreditation: **6 ECTS**



*Apostille Convention. In the event that the student wishes to have their paper diploma issued with an apostille, TECH Global University will make the necessary arrangements to obtain it, at an additional cost.

future

health

confidence people

education information tutors

guarantee accreditation teaching

institutions technology learning

community commitment

personalized service innovation

knowledge present

online training

development languages

virtual classroom

tech global
university

Postgraduate Certificate Pediatric Ophthalmology

- » Modality: online
- » Duration: 6 weeks
- » Certificate: TECH Global University
- » Credits: 6 ECTS
- » Schedule: at your own pace
- » Exams: online

Postgraduate Certificate Pediatric Ophthalmology

