

Postgraduate Certificate

Pediatric and Major
Outpatient Surgery





Postgraduate Certificate Pediatric and Major Outpatient Surgery

- » Modality: online
- » Duration: 6 weeks
- » Certificate: TECH Global University
- » Credits: 6 ECTS
- » Schedule: at your own pace
- » Exams: online

Website: www.techtute.com/us/medicine/postgraduate-certificate/pediatric-major-oupatient-surgery

Index

01

Introduction

p. 4

02

Objectives

p. 8

03

Course Management

p. 12

04

Structure and Content

p. 18

05

Methodology

p. 24

06

Certificate

p. 32

01

Introduction

Pediatric surgery has its own characteristics and specific requirements, since children have different anatomy and physiology than adults. Undoubtedly, this implies a special approach in their evaluation, treatment and postoperative recovery, more than enough reason for pediatric surgeons to have a specialized preparation in the area and ensure the best possible results in the pediatric patient. That is why this program is born, with a focus on Nutrition, ethical considerations, palliative care, trauma and management of liver, splenic and pancreatic injuries. This program is 100% online and uses the Relearning pedagogical methodology to help students to update themselves effectively and quickly.



“

Thanks to this Postgraduate Certificate get updated in the advanced management of the surgical patient in the pediatric age"

Children's health care is a major concern worldwide, and pediatric surgery is a crucial medical specialty to ensure that children receive the care they need. Major Ambulatory Surgery has emerged as a safe and effective alternative to many surgical procedures that previously required hospitalization, so it is essential that pediatric surgeons consolidate their update in this area.

In this context, the Postgraduate Certificate in Pediatric and Major Outpatient Surgery is presented as a valuable opportunity to hone advanced knowledge and skills in these areas of Medicine and Surgery. This program addresses the specific challenges of Pediatric Surgery, such as anatomical and physiological differences in pediatric patients, and provides a detailed overview of surgical principles and techniques for outpatient procedures.

The program consists of several points, covering preoperative evaluation through patient selection, anesthesia, analgesia and complication management to postoperative care. Additionally, advanced management of Vesicourethral Trauma, Genital Trauma or Hernia in the inguinal and scrotal region will be examined.

Always in a 100% online way, the student will have everything they need through the Virtual Campus, a platform that has the largest digital library of resources on this subject. In fact, the materials will remain available 24 hours a day and the student will be able to organize the study sessions according to their personal and professional needs.

This **Postgraduate Certificate in Pediatric and Major Outpatient Surgery** contains the most complete and up-to-date scientific program on the market. The most important features include:

- ◆ Practical cases presented by experts in Pediatric and Major Outpatient Surgery
- ◆ The graphic, schematic, and practical contents with which they are created, provide scientific and practical information on the disciplines that are essential for professional practice
- ◆ The practical exercises where the self-evaluation process can be carried out to improve learning
- ◆ Its special emphasis on innovative methodologies
- ◆ Theoretical lessons, questions to the expert, debate forums on controversial topics, and individual reflection assignments
- ◆ Content that is accessible from any fixed or portable device with an Internet connection



Get all the keys to manage delicate traumas such as open abdominal trauma"

“

Master all the indications of Retrograde Paleography, Percutaneous Nephrostomy and Perinephric Drainage”

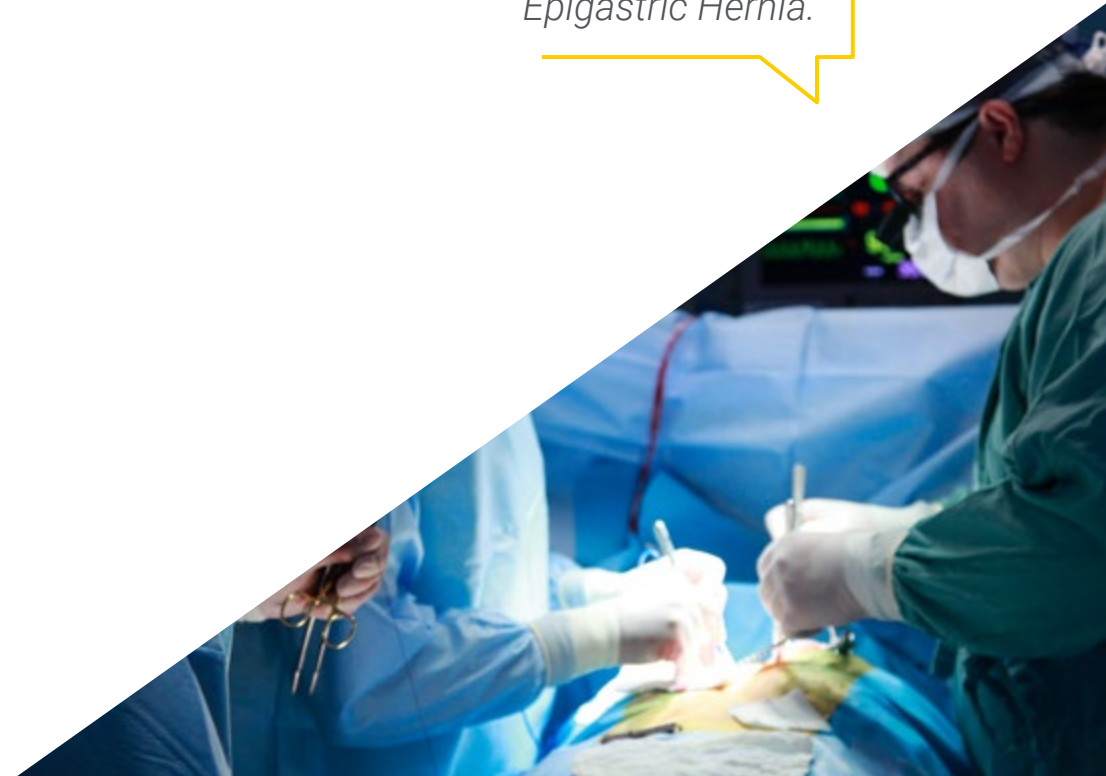
The program’s teaching staff includes professionals from the sector who contribute their work experience to this educational program, as well as renowned specialists from leading societies and prestigious universities.

Its multimedia content, developed with the latest educational technology, will allow the professional a situated and contextual learning, that is, a simulated environment that will provide an immersive training programmed to train in real situations.

The design of this program focuses on Problem-Based Learning, in which the professional will have to try to solve the different professional practice situations that will arise throughout the academic course. For this purpose, the student will be assisted by an innovative interactive video system created by renowned experts.

With TECH, develop advanced strategies to deal with Trauma-induced renal vascular hypertension.

Undergo advanced case studies for the approach of Umbilical or Epigastric Hernia.



02 Objectives

With the aim of ensuring an updated and constantly evolving preparation for specialists, the Postgraduate Certificate has been created to deepen the rigorous research and scientific expertise in the field of Pediatric and Major Outpatient Surgery. At the end of the program, students will have explored the most important current issues in this area, obtaining a theoretical and practical vision of the latest innovations in this constantly changing field.



“

Achieve the objectives of the program to generate valuable specialized knowledge in Health Care Bioethics”



General Objectives

- ◆ Develop specialized knowledge and current treatments in pediatric surgery
- ◆ Compile the different diagnostic methods, as well as the different therapeutic options, both medical and surgical depending on the pathology
- ◆ Expose the possible associated complications and the prognosis of these diseases
- ◆ Establish the current treatment guidelines for each of the pathologies described

“

Improve all your career prospects by getting up to date on the latest updates in Laparoscopic Surgery”





Specific Objectives


- ◆ Generate knowledge in health care bioethics
- ◆ Analyze the most recent advances in laparoscopic and robotic surgery
- ◆ Determine the pre and post-operative nutritional management of the surgical patient
- ◆ Acquire the necessary knowledge to establish the different modes of special, enteral, parenteral and other feeding routes
- ◆ Establish the concept of bioethics Establishment of therapeutic effort limitation and palliative care
- ◆ Review the latest updates in laparoscopic surgery and share initial experiences in the introduction of robotic surgery applied to pediatric surgery, as well as in the fields that it applies

03

Course Management

The teaching team of the Postgraduate Certificate is composed of highly recognized and respected professionals in the field of Pediatric Surgery, with a long professional and academic career in this field. They are experts in their specialty and are highly qualified to provide the best preparation and updated knowledge to the students. Not surprisingly, the presence of a multidisciplinary team allows students to benefit from the daily experience of these teaching professionals, who work in some of the most prominent centers and hospitals in Pediatric Surgery.





“The most knowledgeable experts in Pediatric and Major Outpatient Surgery will launch your medical career through the innovative contents of the program”

Management



Dr. Paredes Esteban, Rosa María

- ♦ Head of Service and Director of the Pediatric Surgery Clinical Management Unit of the Reina Sofia Hospital
- ♦ Head of Service and Director of the Pediatric Surgery Clinical Management Unit of the university Reina Sofia Hospital of Córdoba
- ♦ Specialist in Pediatric Surgery at Reina Sofia University Hospital of Cordoba
- ♦ Specialist in Pediatric Surgery at Jaén Medical-Surgical Hospital
- ♦ Responsible for Pediatric Surgery Training at the Reina Sofia University Hospital of Córdoba
- ♦ President of the Spanish Society of Pediatric Surgery
- ♦ Coordinator of the Bioethics Commission of the Spanish Society of Pediatric Surgery
- ♦ Vice-President of the Ethics Committee of the province of Córdoba
- ♦ Coordinator of the Vascular Anomalies Committee of the Reina Sofia University Hospital of Córdoba
- ♦ Living Donor Transplant Bioethics Committee Coordinator
- ♦ Doctor of Medicine and Surgery from the University of Granada
- ♦ Graduate in Medicine and Surgery from the University of Granada
- ♦ Postgraduate Certificate in Communication with the Pediatric Patient
- ♦ Postgraduate Diploma in Clinical Management
- ♦ University Diploma of Specialization in Quality and Patient Safety in Health Care Institutions
- ♦ University Diploma of Specialization in Bioethics
- ♦ Member of the European Society of Pediatric Endoscopic Surgery, Spanish Society of Pediatric Surgery, Editorial Committee of the journal of the Spanish Society of Pediatric Surgery, Scientific Evaluation Committee of the Spanish Society of Pediatric Surgery



Professors

Dr. Parente Hernández, Alberto

- ◆ Specialist in Pediatric Surgery at Reina Sofia University Hospital
- ◆ Specialist in Pediatric Surgery at Torrejón University Hospital
- ◆ Specialist in Pediatric Surgery in the Pediatric Urology Section of Gregorio Marañón Children's Hospital
- ◆ Doctor of Medicine from the Complutense University of Madrid
- ◆ Graduate in Medicine from the University of Valladolid
- ◆ Specialist in Pediatric Surgery
- ◆ Master's in Clinical Management and Medical and Health Care Management from Cardenal Herrera University. CEU
- ◆ Master's in Pediatric Urology from the International University of Andalusia
- ◆ Member of: European Society of Pediatric Urology

Dr. Álvarez García, Natalia

- ◆ Pediatric Surgery Service Coordinator of Parc Tauli Health Corporation
- ◆ Specialist in Pediatric Surgery at Parc Tauli Health Corporation
- ◆ Resident tutor and full professor at the UAB
- ◆ Doctor of Medicine from the University of Zaragoza
- ◆ Graduate in Medicine from the University of Zaragoza
- ◆ Specialty in Pediatric Surgery at Miguel Servet University Hospital
- ◆ Master's Degree in Bioethics and Law from the University of Barcelona

Dr. Cadaval Gallardo, Carlos

- ◆ Specialist in the Pediatric Digestive Surgery Unit at the Virgen del Rocío University Hospital
- ◆ Specialist in the Oncological, Neonatal and Liver Surgery Unit of the Vall d'Hebron University Hospital
- ◆ Specialist in Pediatric Surgery at the Universitari Dexeus Hospital
- ◆ Specialist in Pediatric Surgery at Teknon Medical Center
- ◆ Specialist in Pediatric Surgery at the Hospital of Quirónsalud Barcelona
- ◆ Specialist in Pediatric Surgery at the Maternal-Child Hospital of Badajoz
- ◆ Graduate in Medicine at the University of Extremadura
- ◆ Master's in Education and Audiovisual Communication from the International University of Andalusia
- ◆ Master's in Minimally Invasive Surgery in Pediatrics at CEU Cardenal Herrera University

Dr. Pérez Bertólez, Sonia

- ◆ Consultant in Pediatric Surgery, Neonatal Surgery and Pediatric Urology at Teknon Medical Center
- ◆ Specialist in the Pediatric Urology Section at the Sant Joan de Déu Children's Hospital
- ◆ Specialist in Pediatric Surgery at the Virgen del Rocío Children's Hospital
- ◆ Specialist in Pediatric Surgery at the Toledo Medical Center
- ◆ Doctor of Medicine and Surgery at the University of Malaga
- ◆ Graduate in Medicine and Surgery from the University of Santiago de Compostela
- ◆ Specialty of Pediatric Surgery at the University of Carlos Haya Medical Center
- ◆ Master's Degree in Pediatric Urology
- ◆ Postgraduate Diploma in Pediatric Surgery
- ◆ Fellow of the European Board of Pediatric Surgery





Dr. García González, Miriam


- ◆ Specialist in the Pediatric Urology department of La Coruña University Medical Center
- ◆ Specialist in Pediatric Surgery at the HM Modelo-Belén Hospital
- ◆ Medical students Coordinator of the Pediatric Surgery Service of La Coruña University Medical Center
- ◆ Teaching Collaborator at the University of Santiago de Compostela
- ◆ Doctor of Medicine and Surgery from the University of La Coruña
- ◆ Graduate in Medicine and Surgery from the University of Oviedo
- ◆ Specialist in Pediatric Surgery at La Coruña University Medical Center
- ◆ Master's Degree in Health Care and Research in the Specialty of Clinical Research by the University of La Coruña
- ◆ Master's in Pediatric Urology by the University of Andalusia

“ *A unique, key, and decisive educational experience to boost your professional development*”

04

Structure and Content

The entire content of the Postgraduate Certificate in Pediatric and Major Outpatient Surgery has been structured to include both the latest scientific research and the clinical experience of the faculty. Thanks to the Relearning methodology, a more effective academic experience is achieved, allowing students to save a significant amount of study time. In fact, they will have at their disposal an extensive catalog of dynamic educational resources such as detailed videos, interactive diagrams or self-assessment exercises.





“

Benefit from a syllabus with the most up-to-date and comprehensive view of Pediatric and Major Outpatient Surgery”

Module 1. Pediatric Surgery Surgical Patient Management Trauma. Robotics in Pediatric Surgery

- 1.1. Nutrition in the Surgical Child Assessment of Nutritional Status. Nutritional Requirements Special Nutrition: Enteral and Parenteral
 - 1.1.1. Calculation of Water and Electrolyte Requirements in Pediatrics
 - 1.1.2. Calculation of Caloric Needs in Pediatrics
 - 1.1.2.1. Nutritional Status Assessment
 - 1.1.2.2. Nutritional Requirements
 - 1.1.3. Nutrition in the Surgical Child
 - 1.1.4. Enteral Nutrition
 - 1.1.4.1. Indications and Contraindications
 - 1.1.4.2. Access Routes
 - 1.1.4.3. Routes of Administration
 - 1.1.4.4. Formulas
 - 1.1.4.5. Complications
 - 1.1.5. Parenteral Nutrition
 - 1.1.5.1. Indications and Contraindications
 - 1.1.5.2. Access Routes
 - 1.1.5.3. Composition
 - 1.1.5.4. Production
 - 1.1.5.5. Form of Administration
 - 1.1.5.6. Complications
- 1.2. Ethical Considerations in the Neonate and Pediatric Patient. Child Law
 - 1.2.1. Ethical Considerations in the Neonate and Pediatric Patient
 - 1.2.1.1. Ethics in Pediatric Practice
 - 1.2.1.2. Ethical Considerations in Pediatric Newborn Care
 - 1.2.1.3. Ethics and Clinical Research in Pediatrics
- 1.3. Palliative Care in Pediatric Surgery
 - 1.3.1. Palliative Care in Pediatrics. Ethical Aspects
 - 1.3.2. Bioethics in end-of-life Neonatology
 - 1.3.2.1. Decision-making in Neonatal Intensive Care Units
 - 1.3.3. Complex Chronic Patient
 - 1.3.3.1. Therapeutic Effort Limitation
 - 1.3.3.2. The Surgeon's Role
- 1.4. Child Trauma Evaluation and Initial Care of the Polytraumatized Child
 - 1.4.1. Criteria for Activation of the Initial Care Team for Polytraumatized Patients (PPT)
 - 1.4.2. PPT Patient Care Room Preparation
 - 1.4.3. Staged Clinical Management of the PPT Patient
 - 1.4.4. Patient Transfer
 - 1.4.5. Primary Recognition and Initial Resuscitation
 - 1.4.6. Secondary Recognition
- 1.5. Hepatic, Splenic and Pancreatic Trauma Management in the Pediatric Patient
 - 1.5.1. Abdominal Trauma in Pediatric Patients
 - 1.5.2. Epidemiology
 - 1.5.3. Pediatric Abdomen. Features
 - 1.5.4. Etiopathogenesis and Classification
 - 1.5.4.1. Blunt Abdominal Trauma
 - 1.5.4.1.1. Direct Impact or Abdominal Compression
 - 1.5.4.1.2. Deceleration
 - 1.5.5. Open or Penetrating Abdominal Trauma
 - 1.5.5.1. Firearm
 - 1.5.5.2. Weapons
 - 1.5.5.3. Penetrating Impalement Wounds
 - 1.5.6. Diagnosis
 - 1.5.6.1. Clinical Examination
 - 1.5.6.2. Laboratory Tests
 - 1.5.6.2.1. Blood Count
 - 1.5.6.2.2. Urinalysis
 - 1.5.6.2.3. Biochemistry
 - 1.5.6.2.4. Cross-match Testing
 - 1.5.6.3. Imaging Tests
 - 1.5.6.3.1. Simple Abdominal X-ray
 - 1.5.6.3.2. Abdominal and FAST Ultrasound
 - 1.5.6.3.3. Abdominal CT Scan
 - 1.5.6.4. Peritoneal Lavage-Puncture



- 1.5.7. Treatment
 - 1.5.7.1. Blunt Abdominal Trauma Treatment
 - 1.5.7.1.1. Hemodynamically Stable Patients
 - 1.5.7.1.2. Hemodynamically Unstable Patients
 - 1.5.7.1.3. Conservative Approach in Solid Visceral Lesions
 - 1.5.7.2. Open Abdominal Trauma Treatment
 - 1.5.7.3. Embolization
- 1.5.8. Organ-Specific Injuries
 - 1.5.8.1. Bladder
 - 1.5.8.2. Liver
 - 1.5.8.3. Pancreas
 - 1.5.8.4. Hollow Visceral Injuries
 - 1.5.8.4.1. Stomach
 - 1.5.8.4.2. Duodenum
 - 1.5.8.4.3. Jejunum-ileum
 - 1.5.8.4.4. Large Intestine: Colon, Rectum and Sigmoid
 - 1.5.8.5. Diaphragmatic Injuries
- 1.6. Renal Trauma in Children
 - 1.6.1. Renal Trauma in Children
 - 1.6.2. Imaging Tests
 - 1.6.3. Retrograde Pyelography, Percutaneous Nephrostomy and Perinephric Drainage Indications
 - 1.6.4. Renal Trauma Management
 - 1.6.5. Renal Vascular Injuries
 - 1.6.6. Trauma-Induced Renal Vascular Hypertension
 - 1.6.7. Chronic Post-Traumatic Low Back Pain
 - 1.6.8. Recommendations for Activities in Single-kidney Patients
 - 1.6.9. Disruption of the Pyeloureteral Union in Patients with Previous Hydronephrosis
 - 1.6.10. Urethral Trauma

- 1.7. Vesicourethral and Genital Trauma Management
 - 1.7.1. Bladder Trauma
 - 1.7.1.1. General Aspects
 - 1.7.1.2. Diagnosis
 - 1.7.1.3. Classification and Treatment
 - 1.7.2. Urethral Trauma
 - 1.7.2.1. General Aspects
 - 1.7.2.2. Diagnosis
 - 1.7.2.3. Treatment
 - 1.7.2.4. Complications
 - 1.7.3. Genital Trauma
 - 1.7.3.1. Penile Trauma
 - 1.7.3.2. Scrotal and Testicular Trauma
 - 1.7.3.3. Vulvar Trauma
- 1.8. Major Pediatric Outpatient Surgery
 - 1.8.1. Abdominal Wall Hernia
 - 1.8.1.1. Umbilical Hernia
 - 1.8.1.2. Epigastric Hernia
 - 1.8.1.3. Spiegel
 - 1.8.1.4. Lumbar
 - 1.8.2. Inguinal and Scrotal Region Hernia
 - 1.8.2.1. Direct and Indirect Inguinal Hernia
 - 1.8.2.2. Femoral Hernia
 - 1.8.2.3. Hydrocele
 - 1.8.2.4. Surgical Techniques
 - 1.8.2.5. Complications
 - 1.8.3. Cryptorchidism
 - 1.8.4. Testicular Anorchia





- 1.9. Hypospadias Phimosis
 - 1.9.1. Hypospadias
 - 1.9.1.1. Embryology and Penile Development
 - 1.9.1.2. Epidemiology and Etiology. Risk Factors
 - 1.9.1.3. Hypospadias Anatomy
 - 1.9.1.4. Classification and Clinical Assessment of Hypospadias Associated Anomalies
 - 1.9.1.5. Treatment
 - 1.9.1.5.1. Reconstruction and Therapeutic Goal Indications
 - 1.9.1.5.2. Pre-operative Hormonal Treatment
 - 1.9.1.5.3. Surgical Defects. Repair in Short Time. Staged Reconstruction
 - 1.9.1.6. Other Technical Aspects Bandages. Urinary Diversion
 - 1.9.1.7. Immediate Postoperative Complications
 - 1.9.1.8. Progress and Follow-up
 - 1.9.2. Phimosis
 - 1.9.2.1. Incidence and Epidemiology
 - 1.9.2.2. Definition. Differential Diagnosis. Other Foreskin Alterations
 - 1.9.2.3. Treatment
 - 1.9.2.3.1. Medical Treatment
 - 1.9.2.3.2. Surgical Treatment. Preputialplasty and Circumcision
 - 1.9.2.4. Postoperative Complications and Sequels
- 1.10. Robotic Surgery in Pediatrics
 - 1.10.1. Robotic Systems
 - 1.10.2. Pediatric Procedures
 - 1.10.3. General Technique of Robotic Surgery in Pediatric Urology
 - 1.10.4. Surgical Procedures in Pediatric Urology Classified According to Localization
 - 1.10.4.1. Upper Urinary Tract
 - 1.10.4.2. Pediatric Pelvic Surgery
 - 1.10.5. Surgical Procedures in Pediatric General Surgery
 - 1.10.5.1. Fundoplication
 - 1.10.5.2. Splenectomy
 - 1.10.5.3. Cholecystectomy

05 Methodology

This academic program offers students a different way of learning. Our methodology uses a cyclical learning approach: **Relearning**.

This teaching system is used, for example, in the most prestigious medical schools in the world, and major publications such as the **New England Journal of Medicine** have considered it to be one of the most effective.



“

Discover Relearning, a system that abandons conventional linear learning, to take you through cyclical teaching systems: a way of learning that has proven to be extremely effective, especially in subjects that require memorization"

At TECH we use the Case Method

What should a professional do in a given situation? Throughout the program, students will face multiple simulated clinical cases, based on real patients, in which they will have to do research, establish hypotheses, and ultimately resolve the situation. There is an abundance of scientific evidence on the effectiveness of the method. Specialists learn better, faster, and more sustainably over time.

With TECH you will experience a way of learning that is shaking the foundations of traditional universities around the world.



According to Dr. Gérvas, the clinical case is the annotated presentation of a patient, or group of patients, which becomes a "case", an example or model that illustrates some peculiar clinical component, either because of its teaching power or because of its uniqueness or rarity. It is essential that the case is based on current professional life, trying to recreate the real conditions in the physician's professional practice.

“

Did you know that this method was developed in 1912, at Harvard, for law students? The case method consisted of presenting students with real-life, complex situations for them to make decisions and justify their decisions on how to solve them. In 1924, Harvard adopted it as a standard teaching method”

The effectiveness of the method is justified by four fundamental achievements:

1. Students who follow this method not only achieve the assimilation of concepts, but also a development of their mental capacity, through exercises that evaluate real situations and the application of knowledge.
2. Learning is solidly translated into practical skills that allow the student to better integrate into the real world.
3. Ideas and concepts are understood more efficiently, given that the example situations are based on real-life.
4. Students like to feel that the effort they put into their studies is worthwhile. This then translates into a greater interest in learning and more time dedicated to working on the course.



Relearning Methodology

At TECH we enhance the case method with the best 100% online teaching methodology available: Relearning.

This university is the first in the world to combine the study of clinical cases with a 100% online learning system based on repetition, combining a minimum of 8 different elements in each lesson, a real revolution with respect to the mere study and analysis of cases.

Professionals will learn through real cases and by resolving complex situations in simulated learning environments. These simulations are developed using state-of-the-art software to facilitate immersive learning.



At the forefront of world teaching, the Relearning method has managed to improve the overall satisfaction levels of professionals who complete their studies, with respect to the quality indicators of the best online university (Columbia University).

With this methodology, more than 250,000 physicians have been trained with unprecedented success in all clinical specialties regardless of surgical load. Our pedagogical methodology is developed in a highly competitive environment, with a university student body with a strong socioeconomic profile and an average age of 43.5 years old.

Relearning will allow you to learn with less effort and better performance, involving you more in your specialization, developing a critical mindset, defending arguments, and contrasting opinions: a direct equation to success.

In our program, learning is not a linear process, but rather a spiral (learn, unlearn, forget, and re-learn). Therefore, we combine each of these elements concentrically.

The overall score obtained by TECH's learning system is 8.01, according to the highest international standards.



This program offers the best educational material, prepared with professionals in mind:



Study Material

All teaching material is produced by the specialists who teach the course, specifically for the course, so that the teaching content is highly specific and precise.

These contents are then applied to the audiovisual format, to create the TECH online working method. All this, with the latest techniques that offer high quality pieces in each and every one of the materials that are made available to the student.



Surgical Techniques and Procedures on Video

TECH introduces students to the latest techniques, the latest educational advances and to the forefront of current medical techniques. All of this in direct contact with students and explained in detail so as to aid their assimilation and understanding. And best of all, you can watch the videos as many times as you like.



Interactive Summaries

The TECH team presents the contents attractively and dynamically in multimedia lessons that include audio, videos, images, diagrams, and concept maps in order to reinforce knowledge.

This exclusive educational system for presenting multimedia content was awarded by Microsoft as a "European Success Story".



Additional Reading

Recent articles, consensus documents and international guidelines, among others. In TECH's virtual library, students will have access to everything they need to complete their course.





Expert-Led Case Studies and Case Analysis

Effective learning ought to be contextual. Therefore, TECH presents real cases in which the expert will guide students, focusing on and solving the different situations: a clear and direct way to achieve the highest degree of understanding.



Testing & Retesting

We periodically evaluate and re-evaluate students' knowledge throughout the program, through assessment and self-assessment activities and exercises, so that they can see how they are achieving their goals.



Classes

There is scientific evidence on the usefulness of learning by observing experts. The system known as Learning from an Expert strengthens knowledge and memory, and generates confidence in future difficult decisions.



Quick Action Guides

TECH offers the most relevant contents of the course in the form of worksheets or quick action guides. A synthetic, practical, and effective way to help students progress in their learning.



06 Certificate

The Postgraduate Certificate in Pediatric and Major Outpatient Surgery guarantees students, in addition to the most rigorous and up-to-date education, access to a Postgraduate Certificate issued by TECH Global University.



“

Successfully complete this program and receive your university qualification without having to travel or fill out laborious paperwork"

This program will allow you to obtain your **Postgraduate Certificate in Pediatric and Major Outpatient Surgery** endorsed by **TECH Global University**, the world's largest online university.

TECH Global University is an official European University publicly recognized by the Government of Andorra ([official bulletin](#)). Andorra is part of the European Higher Education Area (EHEA) since 2003. The EHEA is an initiative promoted by the European Union that aims to organize the international training framework and harmonize the higher education systems of the member countries of this space. The project promotes common values, the implementation of collaborative tools and strengthening its quality assurance mechanisms to enhance collaboration and mobility among students, researchers and academics.

This **TECH Global University** title is a European program of continuing education and professional updating that guarantees the acquisition of competencies in its area of knowledge, providing a high curricular value to the student who completes the program.

Title: **Postgraduate Certificate in Pediatric and Major Outpatient Surgery**

Modality: **online**

Duration: **6 weeks**

Accreditation: **6 ECTS**



future
health confidence people
education information tutors
guarantee accreditation teaching
institutions technology learning
community commitment
personalized service innovation
knowledge present
online training
development languages
virtual classroom

tech global
university

Postgraduate Certificate

Pediatric and Major
Outpatient Surgery

- » Modality: online
- » Duration: 6 weeks
- » Certificate: TECH Global University
- » Credits: 6 ECTS
- » Schedule: at your own pace
- » Exams: online

Postgraduate Certificate

Pediatric and Major
Outpatient Surgery