

# Postgraduate Certificate

## Pediatric Injuries and Accidents



## Postgraduate Certificate

### Pediatric Injuries and Accidents

- » Modality: online
- » Duration: 6 weeks
- » Certificate: TECH Global University
- » Credits: 8 ECTS
- » Schedule: at your own pace
- » Exams: online

Website: [www.techtute.com/us/medicine/postgraduate-certificate/pediatric-injuries-accidents](http://www.techtute.com/us/medicine/postgraduate-certificate/pediatric-injuries-accidents)

# Index

01

Introduction

---

*p. 4*

02

Objectives

---

*p. 8*

03

Course Management

---

*p. 12*

04

Structure and Content

---

*p. 20*

05

Methodology

---

*p. 24*

06

Certificate

---

*p. 32*

# 01 Introduction

Pediatric patient management in the emergency department is usually complex, so its management requires specialist physicians to constantly update themselves in order to always intervene supported by the latest scientific evidence. This program is geared toward incorporating advances in pediatric patient procedures in order to provide quality care and improve the prognosis of pediatric patients who have suffered an accidental injury.





“

*The new scenarios in approaching pediatric emergencies motivated us to propose new training programs that meet the real needs of experienced professionals, so that they can incorporate advances in clinical practice for pediatric patients with heart problems”*

Like other medical specialties and subspecialties, pediatric emergencies have reached a development of progressive specialization in recent years. Physicians working in pediatric emergency care services must be able to provide comprehensive initial care to pediatric patients, basing their actions on the latest scientific evidence.

For this reason, knowledge must be constantly updated through programs aimed at reinforcing their functions, both in recognizing and initially resolving the emergency, and in focusing.

The training of the pediatric emergency department physician should include the updating of diagnostic and therapeutic techniques as airway management, peripheral and central line approach or immobilization of trauma and patients, to ensure rapid and safe care in all pediatric ages. In addition, it should include organizational aspects of pediatric emergency services and the provision of personnel and material, with emphasis on their differential characteristics.

This program offers physicians updated training on the most important cardiac pediatric emergencies, establishing the keys for pediatric patient care, and the approach to the different diagnostic and treatment techniques of emergency care in the pediatric age.

This **Postgraduate Certificate in Pediatric Injuries and Accidents** is the most complete and up-to-date scientific program on the market. The most important features of the course are:

- ♦ Clinical cases presented by experts in the different specialties.
- ♦ The graphic, schematic, and eminently practical contents with which they are created provide scientific and practical information on the disciplines that are essential for professional practice.
- ♦ Latest diagnostic and therapeutic developments in pediatric injuries and accidents.
- ♦ An algorithm-based interactive learning system for decision-making in the clinical situations presented throughout the course.
- ♦ Theoretical lessons, questions to the expert, debate forums on controversial topics, and individual reflection assignments.
- ♦ Content that is accessible from any fixed or portable device with an Internet connection.



*Expand your knowledge through the Postgraduate Certificate in Pediatric Injuries and Accidents, in a practical way adapted to your needs"*

“

*This Postgraduate Certificate may be the best investment you can make when choosing a refresher program for two reasons: in addition to updating your knowledge of Pediatric Injuries and Accidents, you will obtain a qualification from TECH Global University”*

Forming part of the teaching staff is a group of professionals in the field of pediatric emergencies, who bring to this training their work experience, as well as renowned specialists recognized by esteemed scientific communities.

The multimedia content developed with the latest educational technology will provide the professional with situated and contextual learning, i.e., a simulated environment that will provide an immersive training program to train in real situations.

Problem-Based Learning underpins this program design, and the doctor must use it to try and solve the different professional practice situations that arise throughout the course. For this reason, you will be assisted by an innovative, interactive video system created by renowned experts in the field of pediatric emergencies with extensive teaching experience.

*This program offers training in simulated environments, which provides an immersive learning experience designed to train for real-life situations.*

*It includes clinical cases to bring the program's degree as close as possible to the reality of care in medicine.*



# 02 Objectives

The program is geared toward a review of the main aspects in pediatric injury and accident management in the emergency department, based on scientific evidence and the experience of renowned professionals in the field of critical care.







“

*This refresher program will generate a sense of confidence when practicing medicine and will help you grow both personally and professionally”*



## General Objective

---

- Update physicians in diagnostic and therapeutic techniques for child patients who have suffered an accident and have serious injuries, in order to provide emergency care to improve the prognosis of the child and family attention.



## Specific Objectives

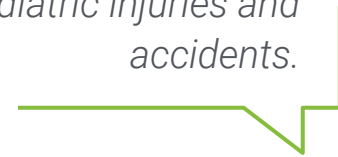
---

- Describe the main signs and symptoms of cardiac pathologies most frequent in pediatric emergencies
- Describe the main arrhythmias and the action to be taken for each one of them
- Describe the main signs and symptoms of syncope and application in pediatrics
- Explain the approach to heart failure in pediatric patients in the emergency department
- Explain treatment complications in patients with congenital heart disease
- Incorporate frequently used techniques in the diagnosis and treatment of cardiac pathologies
- Explain how to properly perform rapid ECG reading
- Define the electrical cardioversion technique for tachyarrhythmias management in pediatric patients
- Explain the performance and appropriateness of cardiac defibrillation in pediatric patients





*Seize the opportunity and take the step to get up to date on the latest developments in pediatric injuries and accidents.*



# 03 Course Management

This program includes highly regarded health professionals in the field of pediatric emergency care in its teaching staff, who bring the experience of their work to this training.

In addition, renowned specialists, members of prestigious national and international scientific communities, are involved in designing and preparing the program.





“

*Learn about the latest advances in pediatric injuries and accidents from leading professionals”*

## International Guest Director

Dr. Todd Florin is a recognized Pediatric Emergency Physician and clinical epidemiologist, expert in Lower Respiratory Tract Infections in children, especially in the field of Bronchiolitis and Pneumonia. In addition, at international level, he is a leader in the use of biomarkers and predictive analysis to improve the diagnosis and treatment of these conditions.

In this way, he has served as Director of Research in Emergency Medicine at the Ann & Robert H. Lurie Children's Hospital in Chicago. In addition, at the same hospital, he has directed the Grainger Research Program in Pediatric Emergency Medicine, where he has led key projects, such as the CARPE DIEM study (Catalyzing Ambulatory Research in Pneumonia Etiology and Diagnostic Innovations in Emergency Medicine), a pioneering investigation of community-acquired pneumonia, as well as other global studies, such as PERN, focused on understanding the severity of pneumonia and the impact of COVID-19 in children.

Dr. Todd Florin has also received numerous awards for his outstanding medical and research work, including the Young Investigator Award from the Academic Pediatric Association, and has been recognized for his research leadership and mentorship at renowned institutions such as Cincinnati Children's Hospital Medical Center. His vision of combining translational science with clinical care has driven significant advances in the management of Pediatric Respiratory Infections.

In fact, his work has been endorsed by prestigious institutions such as the National Heart, Lung and Blood Institute and the National Institute of Allergy and Infectious Diseases. In addition, his focus on Precision Medicine has transformed the way Respiratory Infections in children are managed, contributing to the reduction of unnecessary antibiotic use.



## Dr. Florin, Todd

---

- ♦ Director of Emergency Medicine Research, Ann & Robert H. Lurie Children's Hospital, Chicago, United States.
  - ♦ Chief of the Grainger Research Program in Pediatric Emergency Medicine at Ann & Robert H. Lurie Children's Hospital
  - ♦ Assistant Physician, Division of Emergency Medicine, Ann & Robert H. Lurie Children's Hospital
  - ♦ Principal Investigator of the Catalyzing Ambulatory Research in Pneumonia Etiology and Diagnostic Innovations in Emergency Medicine Study (CARPE DIEM)
  - ♦ Director of Strategy and Operations at the Society for Pediatric Research
  - ♦ Specialist in Pediatric Emergency Medicine at the Children's Hospital of Philadelphia
  - ♦ Doctor of Medicine from the University of Rochester
  - ♦ Master's Degree in Clinical Epidemiology from the University of Pennsylvania
  - ♦ B.A. in Music from the University of Rochester
  - ♦ Young Investigator Award from the Academic Pediatric Association
- Member of: Academic Pediatric Association, American Academy of Pediatrics, Pediatric Infectious Diseases Society, Society for Academic Emergency Medicine, Society for Pediatric Research



*Thanks to TECH, you will be able to learn with the best professionals in the world"*

## Guest Director



### Dr. Sánchez Díaz, Juan Ignacio

- ♦ Head of PICU and Pediatric Emergency Department at the 12 de Octubre University Hospital, Madrid.
- ♦ Member of the Technical Assistance Board of the 12 de October University Hospital from May 2000 to the present
- ♦ Doctor of Medicine and Surgery, from the Complutense University of Madrid.
- ♦ Specialist Pediatrician
- ♦ Accreditation in Pediatric Intensive Care, Spanish Association of Pediatrics
- ♦ More than 80 national and international scientific publications

## Co-Direction



### Dr. Castaño Rivero, Antón

- ♦ Specialist in Pediatrics and its Specialized Areas.
- ♦ Attending Physician, Pediatric Emergency Department, Cabueñes University Hospital. Gijón
- ♦ Accredited in the subspecialty of Pediatric Emergency Medicine by the AEP
- ♦ President of the Spanish Society of Paediatric Emergencies
- ♦ Master's Degree in Emergencies and Acute Pathology in Pediatrics, Autonomous University from Madrid.
- ♦ CPR Instructor and Diploma Director accredited by the Spanish Group of Pediatric and Neonatal CPR



## Professors

### Dr. Calderón Checa, Rosa María

- ♦ Pediatrician at the 12 de Octubre University Hospital, Madrid
- ♦ Doctor of Medicine from the Complutense University of Madrid.
- ♦ Specialist Pediatrician
- ♦ Clinical Fellow in Pediatrics at the Royal Brompton Hospital, United Kingdom 2013
- ♦ Lecturer on the advanced pediatric and neonatal CPR course for residents, 12 de Octubre University Hospital in 2019
- ♦ Lecturer on the initial pediatric trauma care course, 12 de Octubre University Hospital in 2019
- ♦ More than 10 scientific publications

### Dr. Llorente de la Fuente, Ana María

- ♦ Pediatric Intensive Care Unit, 12 de Octubre University Hospital, Madrid, Spain
- ♦ Doctor of Medicine from the Complutense University of Madrid.
- ♦ Teacher on the Advanced Life Support in Pediatrics and Neonatal Resuscitation course, aimed at physicians and nurses in the Pediatric Care Area, 12 de Octubre University Hospital (2006 - 2015)
- ♦ More than 25 scientific publications
- ♦ Member of the Spanish Society of Pediatric Intensive Care
- ♦ Member of the Spanish Association of Pediatrics
- ♦ Member of the Official College of Physicians of Madrid since 2000
- ♦ Member of the Respiratory Working Group of the Spanish Society of Pediatric Intensive Care
- ♦ Member of the Ultrasound Working Group of the Society of Pediatric Intensive Care

### Dr. González Posada Flores, Aránzazu Flavia

- ♦ Pediatric Emergency and Intensive Care Emergencies at the 12 de Octubre University Hospital, Madrid
- ♦ Degree in Medicine from the Autonomous University Madrid
- ♦ Specialist Pediatrician
- ♦ Instructor of Advanced Pediatric and Neonatal Cardiopulmonary Resuscitation by the Spanish Group of Pediatric and Neonatal CPR
- ♦ Reviewer of Original Articles of the Acta Pediátrica Magazine
- ♦ Clinical Fellow in Pediatrics at the Royal Brompton Hospital, United Kingdom 2013
- ♦ More than 10 scientific publications
- ♦ Member of the Spanish Society of Pediatric Emergencies
- ♦ Member of the Spanish Society of Pediatric Intensive Care
- ♦ Member of the Spanish Society of Pediatrics of Madrid and Castilla La Mancha

### Dr. Barón González de Suso, Luisa

- ♦ Specialist Physician in Pediatrics at 12 de Octubre University Hospital, Madrid
- ♦ Assistant Physician of the Pediatric Intensive Care Unit and Neonatology Unit at the 12 de Octubre University Hospital until 2015
- ♦ Degree in Medicine from the Autonomous University Madrid
- ♦ Advanced Life Support in Pediatrics and Neonatology Course
- ♦ More than 10 scientific publications
- ♦ Member of the Spanish Association of Pediatrics
- ♦ Member of the Spanish Society of Pediatric Intensive Care

**Dr. Mesa García, Sofía**

- ♦ Pediatrician at the 12 de Octubre University Hospital, Madrid
- ♦ Degree in Medicine from the Autonomous University Madrid
- ♦ Collaborating Physician in Practical Teaching, Department of Pediatrics, Complutense University of Madrid 2008-2019
- ♦ Course on Advanced Cardiopulmonary Resuscitation in Pediatrics and Neonatology
- ♦ Course on European Paediatric Advanced Life Support (EPALS)
- ♦ Course on Pediatric Emergencies through the Advanced Pediatric Life Support (APLS)
- ♦ More than 5 scientific publications
- ♦ Member of the Clinical Commission "Against Violence" at the 12 de Octubre University Hospital
- ♦ Member of the Technical Advisory Committee "Against Violence", 12 de Octubre University Hospital

**Dr. Ordóñez Sáez, Olga**

- ♦ Faculty Specialist in Pediatrics
- ♦ Pediatric Intensive Care Emergencies at the 12 de Octubre University Hospital, Madrid, 2013
- ♦ Pediatric Emergencies and Intensive Care Emergencies at the 12 de Octubre University Hospital 2008 - 2013
- ♦ Vice President of the Board of Directors of the Southern Group of Pediatric and Neonatal CPR
- ♦ Coordinator of the Technology Committee of the 12 de Octubre Hospital
- ♦ Tutor of Pediatric Resident Interns and their specific departments since 2010
- ♦ Instructor of Pediatric and Neonatal Cardiopulmonary Resuscitation by the Spanish Group of CPR since 2007

- ♦ More than 20 scientific publications
- ♦ Children's Heart Surgery Campaign in Cambodia in 2019 and in Zimbabwe in 2018 with the NGO Mission Bambini
- ♦ Member of the Society of Pediatric Intensive Care
- ♦ Member of the Society of Pediatric Emergencies

**Dr. Álvarez González, Diana**

- ♦ Specialist in Pediatrics and its Specialized Areas.
- ♦ Assistant Physician of the Pediatric Emergency Department of Cabueñes Hospital (Gijón).
- ♦ Master's Degree in Pediatric Emergencies and Emergencies, International University of Andalusia.

**Dr. Benito Pastor, Helvia**

- ♦ Specialist in Pediatrics and its Specialized Areas.
- ♦ Assistant Physician, Pediatric Emergency Department, Río Hortega University Hospital (Valladolid, Castilla y León).
- ♦ American Academy of Pediatrics APLS Course Instructor.

**Dr. Campo Fernández, Nathalie**

- ♦ Specialist in Pediatrics and its Specialized Areas.
- ♦ Assistant Physician, Pediatric Emergency Department, Río Hortega University Hospital (Valladolid, Castilla y León).
- ♦ American Academy of Pediatrics APLS Course Instructor. Pediatric Emergency Safety Trainer.

**Dr. Díez Monge, Nuria**

- ♦ Doctor of Medicine. Specialist in Pediatrics and its specific areas.
- ♦ Assistant Physician, Pediatrics Service, Río Hortega Hospital, Valladolid, Castilla y León.

**Dr. Fernández Álvarez, Ramón**

- ♦ Specialist in Pediatrics and its Specialized Areas.
- ♦ Attending Physician, Pediatric Emergency Department, Cabueñes University Hospital. Gijón
- ♦ Course Director of the APLS (Advanced Pediatric Life Support).

**Dr. Fernández Arribas, José Luis**

- ♦ Specialist in Pediatrics and its Specialized Areas.
- ♦ Assistant Physician, Pediatric Emergency Department, Río Hortega University Hospital (Valladolid, Castilla y León).
- ♦ Pediatric and Neonatal CPR Instructor. APLS instructor. Pediatric simulation instructor.

**Dr. González Calvete, Laura**

- ♦ Specialist in Pediatrics and its Specialized Areas.
- ♦ Attending Physician, Pediatric Emergency Department, Cabueñes University Hospital. Gijón
- ♦ Pediatric Basic and Advanced CPR Instructor.

**Dr. González Martín, Leticia**

- ♦ Specialist in Pediatrics and its Specialized Areas.
- ♦ Assistant Physician, Pediatric Emergency Department, Río Hortega University Hospital (Valladolid, Castilla y León).
- ♦ Instructor in pediatric and neonatal CPR. Lecturer on several courses and conferences on cardiopulmonary resuscitation, emergencies and simulation.

**Dr. Lombraña Álvarez, Emma**

- ♦ Specialist in Pediatrics and its Specialized Areas.
- ♦ Attending Physician, Pediatric Emergency Department, Cabueñes University Hospital. Gijón

**Dr. Salamanca Zarzuela, Beatriz**

- ♦ Specialist in Pediatrics and its Specialized Areas.
- ♦ Assistant Physician, Pediatric Emergency Department, Río Hortega University Hospital (Valladolid, Castilla y León).

**Dr. Suárez Castañón, Cristina**

- ♦ Doctor of Medicine. Specialist in Pediatrics and its specific areas.
- ♦ Attending Physician, Pediatric Emergency Department, Cabueñes University Hospital. Gijón

**Dr. Velasco Zúñiga, Roberto**

- ♦ Doctor of Medicine. Specialist in Pediatrics and its specific areas.
- ♦ Assistant Physician, Pediatric Emergency Department, Río Hortega University Hospital (Valladolid, Castilla y León).
- ♦ Master's Degree in Research Methodology.

04

# Structure and Content

The content structure has been designed by a team of professionals who recognize the implications of training in good medical practice in the pediatric emergency department, are aware of the current relevance of specialization to be able to treat critical pediatric patients, and are committed to quality teaching through new educational technologies.



A close-up photograph of a child's mouth, showing dental work. The image is partially obscured by a large blue and white geometric overlay on the right side of the page. The dental work appears to be a filling or crown on a tooth, with some redness and swelling in the surrounding gum tissue.

“

*This Postgraduate Certificate in Pediatric Injuries and Accidents is the most complete and up-to-date scientific program on the market”*

## Module 1. Health Care Organization for Common Pediatric Emergencies

- 1.1. Equipment in the Pediatric Emergency Department (PED)
  - 1.1.1. Differential Characteristics of PEDs
  - 1.1.2. Infrastructure, Staffing
  - 1.1.3. Material
- 1.2. Triage in Pediatrics
  - 1.2.1. Definition
  - 1.2.2. Classification Systems
- 1.3. Transport of Critical Pediatric Patient In-hospital Transfer, Out-of-Hospital Transfer and ISOBAR
- 1.4. Neonatal and Pediatric Transportation




## Module 2. Unintentional Injuries Child Accidents

- 2.1. Injuries.
- 2.2. Burns
- 2.3. Drowning.
- 2.4. Stings and Bites
- 2.5. Drug and Non-drug Intoxications
- 2.6. Anaphylaxis.
  - 2.6.1. Classification of Severity
  - 2.6.2. Diagnostic Procedures
  - 2.6.3. Treatment and Discharge Recommendations
- 2.7. Extraction of Foreign Body from the Ear
- 2.8. Extraction of Foreign Bodies from the Nose
- 2.9 Freeing of Trapped Penis or Scrotum
- 2.10. Incarcerated Inguinal Hernia Reduction
- 2.11. Reduction of Paraphimosis

“

*A unique, key, and decisive training experience to boost your professional development”*



05

# Methodology

This training program provides you with a different way of learning. Our methodology uses a cyclical learning approach: ***Re-learning***.

This teaching system is used in the most prestigious medical schools in the world, and major publications such as the ***New England Journal of Medicine*** have considered it to be one of the most effective.





“

*Discover Re-learning, a system that abandons conventional linear learning, to take you through cyclical teaching systems: a way of learning that has proven to be extremely effective, especially in subjects that require memorization”*

## At TECH we use the Case Method

In a given situation, what would you do? Throughout the program, you will be presented with multiple simulated clinical cases based on real patients, where you will have to investigate, establish hypotheses and, finally, resolve the situation. There is an abundance of scientific evidence on the effectiveness of the method. Specialists learn better, faster, and more sustainably over time.

*With TECH you can experience a way of learning that is shaking the foundations of traditional universities around the world.*



According to Dr. Gervas, the clinical case is the annotated presentation of a patient, or group of patients, which becomes a "case", an example or model that illustrates some peculiar clinical component, either because of its teaching potential or because of its uniqueness or rarity. It is essential that the case is based on current professional life, trying to recreate the real conditions in professional medical practice.

“

*Did you know that this method was developed in 1912 at Harvard for law students? The case method consisted of presenting students with real-life, complex situations for them to make decisions and justify their decisions on how to solve them. In 1924, Harvard adopted it as a standard teaching method”*

The effectiveness of the method is justified by four fundamental achievements:

1. Students who follow this method not only grasp concepts, but also develop their mental capacity by evaluating real situations and applying their knowledge.
2. The learning process has a clear focus on practical skills that allow the student to better integrate into the real world.
3. Ideas and concepts are understood more efficiently, given that the example situations are based on real-life.
4. Students like to feel that the effort they put into their studies is worthwhile. This then translates into a greater interest in learning and more time dedicated to working on the course.



## Re-learning Methodology

At TECH we enhance the Harvard case method with the best 100% online teaching methodology available: Re-learning.

Our University is the first in the world to combine the study of clinical cases with a 100% online learning system based on repetition, combining a minimum of 8 different elements in each lesson, which represent a real revolution with respect to simply studying and analyzing cases.



*The physician will learn through real cases and by solving complex situations in simulated learning environments. These simulations are developed using state-of-the-art software to facilitate immersive learning.*

At the forefront of world teaching, the Re-learning method has managed to improve the overall satisfaction levels of professionals who complete their studies, with respect to the quality indicators of the best Spanish-speaking online university (Columbia University).

With this methodology we have trained more than 250,000 physicians with unprecedented success, in all clinical specialties regardless of the surgical load. All this in a highly demanding environment, where the students have a strong socio-economic profile and an average age of 43.5 years.

*Re-learning will allow you to learn with less effort and better performance, involving you more in your specialization, developing a critical mindset, defending arguments, and contrasting opinions: a direct equation to success.*

In our program, learning is not a linear process, but rather a spiral (we learn, unlearn, forget, and re-learn). Therefore, we combine each of these elements concentrically.

The overall score obtained by our learning system is 8.01, according to the highest international standards.



In this program you will have access to the best educational material, prepared with you in mind:



#### Study Material

All teaching material is produced by the specialists who teach the course, specifically for the course, so that the teaching content is really specific and precise.

This content is then adapted in an audiovisual format that will create our way of working online, with the latest techniques that allow us to offer you high quality in all of the material that we provide you with.



#### Latest Techniques and Procedures on Video

We introduce you to the latest techniques, to the latest educational advances, to the forefront of current medical techniques. All this, in first person, with the maximum rigor, explained and detailed for your assimilation and understanding. And best of all, you can watch them as many times as you want.



#### Interactive Summaries

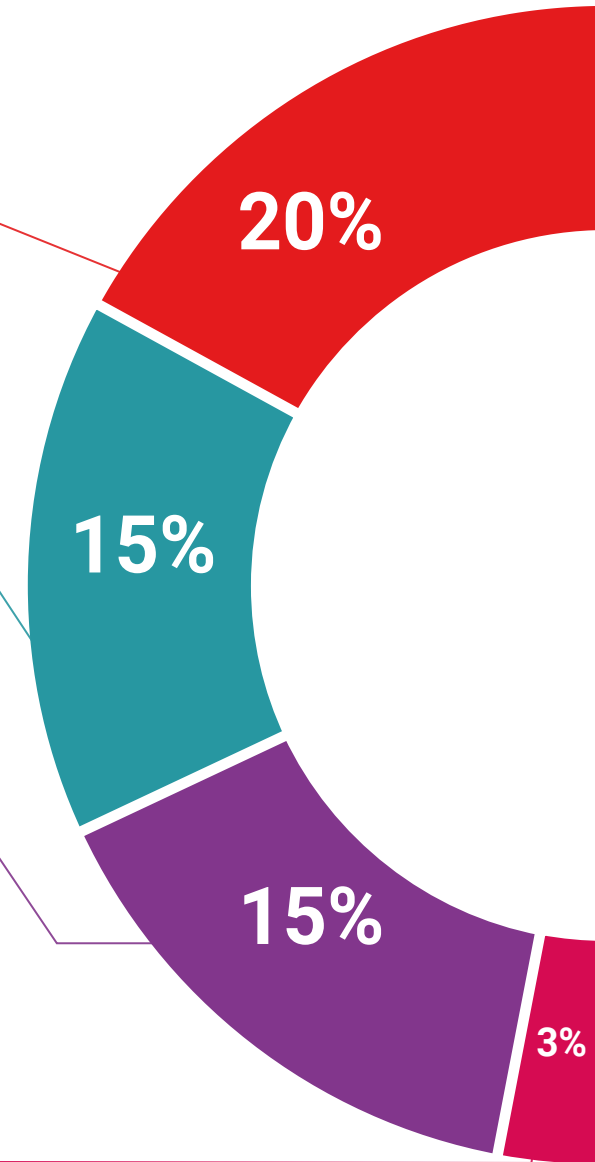
We present the contents attractively and dynamically in multimedia lessons that include audio, videos, images, diagrams, and concept maps in order to reinforce knowledge.

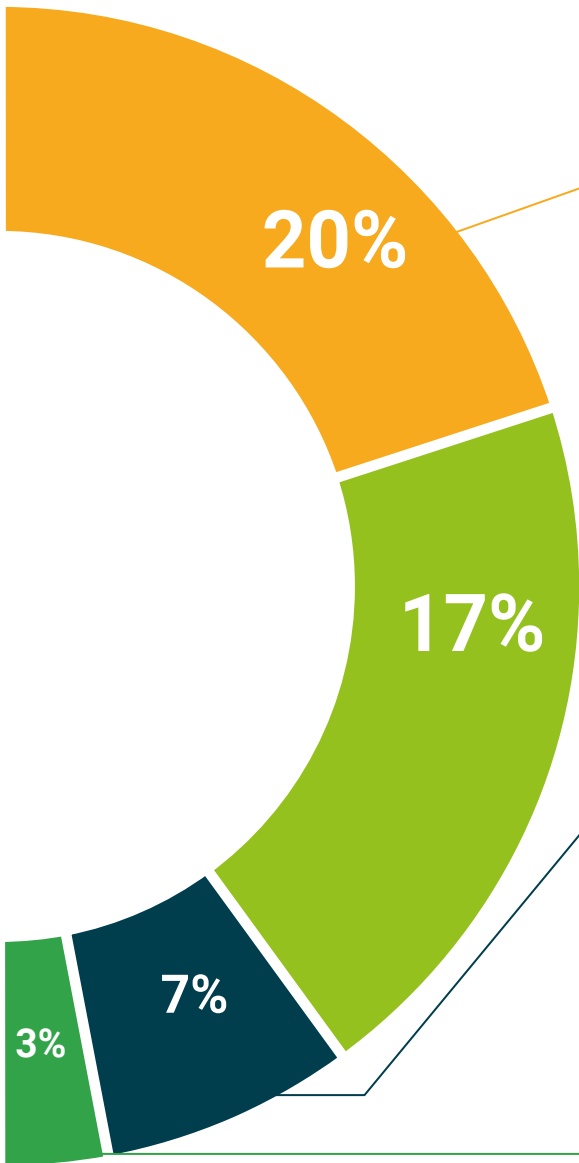
This unique multimedia content presentation training system was awarded by Microsoft as a "European Success Story".



#### Additional Reading

Recent articles, consensus documents, international guides. in our virtual library you will have access to everything you need to complete your training.





**Expert-Led Case Studies and Case Analysis**

Effective learning ought to be contextual. Therefore, we will present you with real case developments in which the expert will guide you through focusing on and solving the different situations: a clear and direct way to achieve the highest degree of understanding.



**Testing & Retesting**

We periodically evaluate and re-evaluate your knowledge throughout the program, through assessment and self-assessment activities and exercises: so that you can see how you are achieving your goals.



**Classes**

There is scientific evidence suggesting that observing third-party experts can be useful.

Learning from an expert strengthens knowledge and memory, and generates confidence in our difficult future decisions.



**Quick Action Guides**

We offer you the most relevant contents of the course in the form of worksheets or quick action guides. A synthetic, practical, and effective way to help you progress in your learning.



06

# Certificate

The Postgraduate Certificate in Pediatric Injuries and Accidents guarantees, in addition to the most accurate and updated training, access to a qualification issued by TECH Global University.





“

*Successfully complete this training and receive your university degree without travel or laborious paperwork”*

This program will allow you to obtain your **Postgraduate Certificate in Pediatric Injuries and Accidents** endorsed by **TECH Global University**, the world's largest online university.

**TECH Global University** is an official European University publicly recognized by the Government of Andorra ([official bulletin](#)). Andorra is part of the European Higher Education Area (EHEA) since 2003. The EHEA is an initiative promoted by the European Union that aims to organize the international training framework and harmonize the higher education systems of the member countries of this space. The project promotes common values, the implementation of collaborative tools and strengthening its quality assurance mechanisms to enhance collaboration and mobility among students, researchers and academics.

This **TECH Global University** title is a European program of continuing education and professional updating that guarantees the acquisition of competencies in its area of knowledge, providing a high curricular value to the student who completes the program.

Title: **Postgraduate Certificate in Pediatric Injuries and Accidents**

Modality: **online**

Duration: **6 weeks**

Accreditation: **8 ECTS**



future

health

confidence people

education information tutors

guarantee accreditation teaching

institutions technology learning

community commitment

personalized service innovation

knowledge present

online training

development languages

virtual classroom

**tech** global  
university

## Postgraduate Certificate

### Pediatric Injuries and Accidents

- » Modality: online
- » Duration: 6 weeks
- » Certificate: TECH Global University
- » Credits: 8 ECTS
- » Schedule: at your own pace
- » Exams: online

# Postgraduate Certificate

## Pediatric Injuries and Accidents

