

Postgraduate Certificate Pediatric Emergencies





Postgraduate Certificate Pediatric Emergencies

- » Modality: online
- » Duration: 6 weeks
- » Certificate: TECH Global University
- » Credits: 8 ECTS
- » Schedule: at your own pace
- » Exams: online

Website: www.techtute.com/us/medicine/postgraduate-certificate/pediatric-emergencies

Index

01

Introduction

p. 4

02

Objectives

p. 8

03

Course Management

p. 12

04

Structure and Content

p. 16

05

Methodology

p. 20

06

Certificate

p. 28

01 Introduction

In this program, you will be able to update your knowledge on the most frequent emergency care procedures for children, as well as review the diagnostic procedures and suitable therapeutic regimen in each case. This way, the advances in the processes of action for pediatric patients are updated in order to provide care based on quality and safety to children and their families.



A close-up photograph of a person's eye, showing the iris and eyelashes. The eye is looking slightly to the right. The skin around the eye is fair and has some fine lines. The background is a dark blue gradient.

“

The primary care pediatrician is a highly responsive specialist who solves more than 90% of the health demands of pediatric patients and their families. Their training is crucial in providing quality health care, and they must constantly update their knowledge in order to provide quality care"

This Postgraduate Certificate in Pediatric Emergencies is designed to review the concepts and procedures for the main skin diseases in children and adolescents, in order to establish the correct diagnosis and treatment, based on scientific evidence and the experience of recognized professionals in the field of Pediatrics.

It includes the most common techniques in Pediatric Emergencies, such as abscess drainage, body extraction, wound treatment, prolapse reduction, preputial debridement, pneumothorax drainage, catheterization, punctures, etc. It also deals with cardiopulmonary resuscitation, trauma, infectious diseases, poisoning, burns and management of febrile syndrome. The contents are approached with emphasis on the latest advances, so that professionals can update their knowledge and procedures, in order to provide quality care and improve the prognosis of pediatric patients.

This Postgraduate Certificate will also be useful for pediatricians who wish to update their knowledge and review action protocols, as it allows the specialist to learn first-hand about the most important advances in their usual clinical practice in primary care, keeping up to date with the new developments that appear every day in the discipline.

This **Postgraduate Certificate in Pediatric Emergencies** contains the most complete and up-to-date scientific program on the market. The most important features include:

- ♦ Clinical cases presented by experts in the different specialties. The graphic, schematic, and practical contents with which they are created, provide scientific and practical information on the disciplines that are essential for professional practice
- ♦ New diagnostic and therapeutic developments and clinical practice guidelines on urgent pathologies in children
- ♦ Presentation of practical workshops on procedures, diagnosis, and treatment techniques
- ♦ An algorithm-based interactive learning system for decision-making in the clinical situations presented throughout the course
- ♦ All of this will be complemented by theoretical lessons, questions to the expert, debate forums on controversial topics, and individual reflection assignments
- ♦ Content that is accessible from any fixed or portable device with an Internet connection



This Postgraduate Certificate in Pediatric Emergencies will expand your professional capacity to deal with skin problems in children"

“

This Postgraduate Certificate is the best investment you can make when selecting a refresher program, for two reasons: in addition to updating your knowledge in Pediatric Emergencies, you will also obtain a qualification endorsed by TECH Global University"

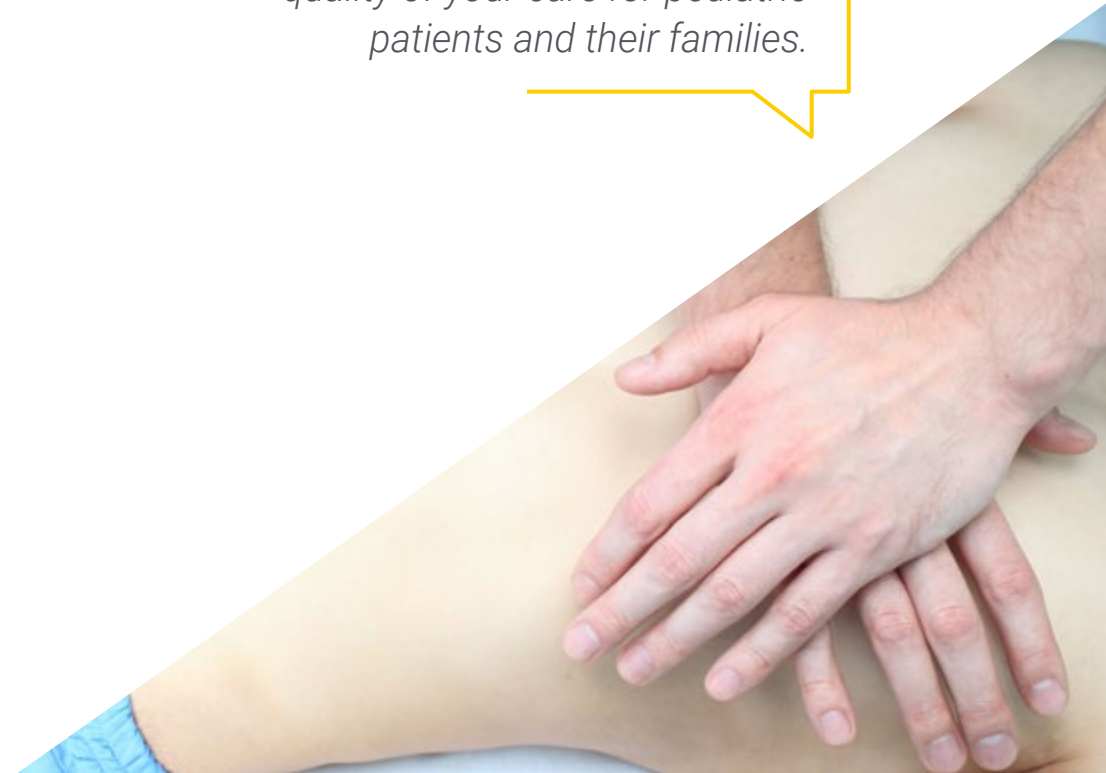
Forming part of the teaching staff is a group of professionals in the world of pediatrics, who bring to this training their work experience, as well as a group of renowned specialists, recognized by esteemed scientific communities.

The multimedia content developed with the latest educational technology will provide the professional with situated and contextual learning, i.e., a simulated environment that will provide an immersive program to learn in real situations.

This program is designed around Problem-Based Learning, whereby the physician must try to solve the different professional practice situations that arise during the course. For this reason, you will be assisted by an innovative, interactive video system created by renowned and experienced experts in pediatric emergencies with extensive teaching experience.

This online methodology allows you, through clinical cases, to practice in a simulated environment and improve your performance skills.

Don't miss the opportunity to update your knowledge in urgent care processes to increase the quality of your care for pediatric patients and their families.



02 Objectives

The main goal of this program is to review the procedures in the approach to emergencies in children, based on scientific evidence and the experience of recognized professionals in the field of Pediatrics.



“

This refresher program will generate a sense of confidence when practising medicine, which will help you grow both personally and professionally”

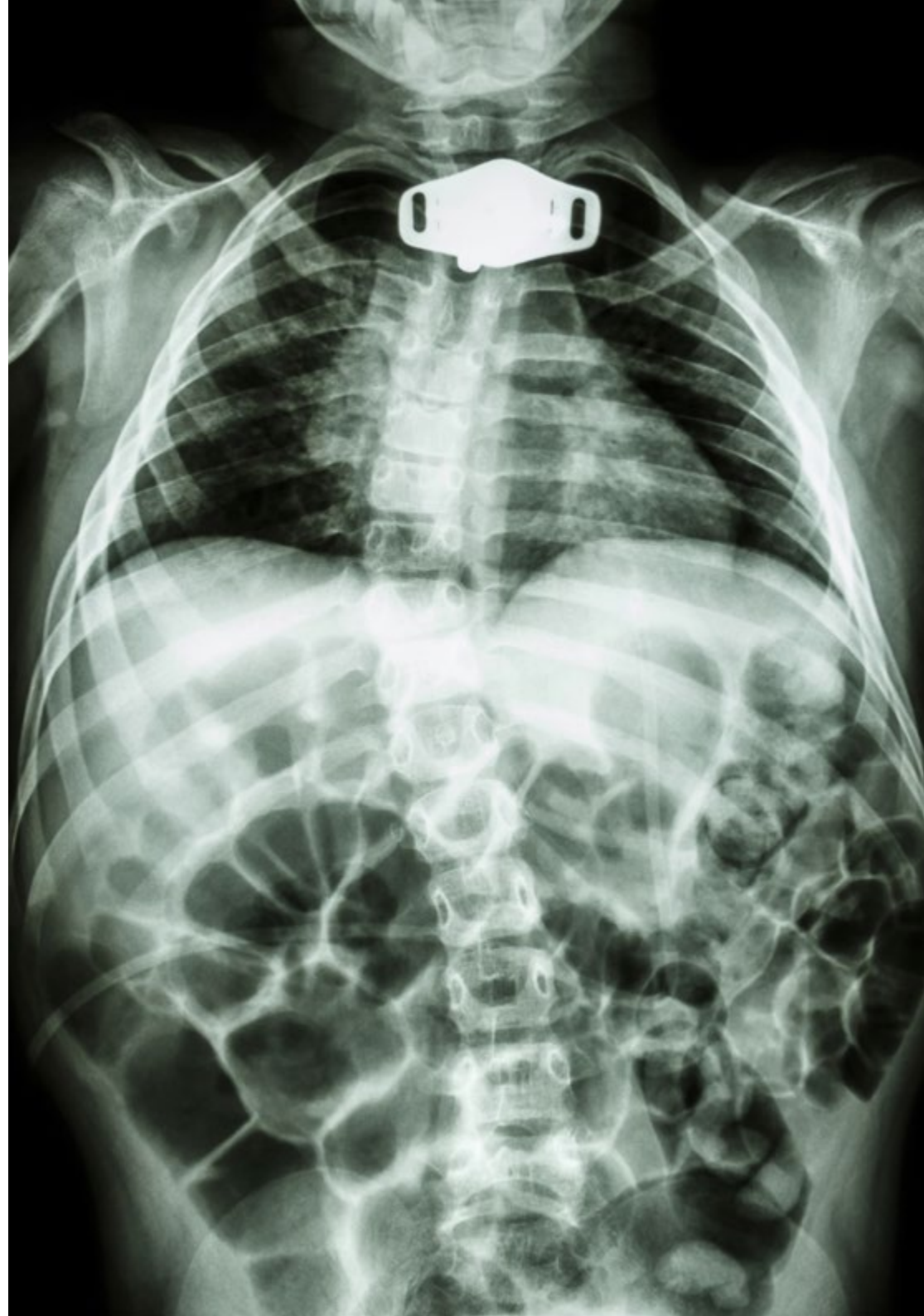


General Objective

- Update the procedures to be followed for the most frequent emergencies and medical emergencies suffered by pediatric patients, for their correct diagnosis and treatment



Make the most of this opportunity and take the leap to get up to date on the latest developments in the treatment of emergencies in child patients"





Specific Objectives

- ♦ Describe the procedures that pediatricians can carry out to resolve potentially dangerous situations safely in the emergency department
- ♦ Develop basic cardiopulmonary resuscitation maneuvers
- ♦ Point out indications and procedure for complete upper airway clearance due to foreign bodies
- ♦ Develop advanced cardiopulmonary resuscitation maneuvers
- ♦ Define the concept of pain, its types and methods of evaluation
- ♦ Describe sedoanalgesia procedure preparation and performance
- ♦ Point out the pharmacology indicated in the sedoanalgesia procedure
- ♦ Analyze the specific action protocols by age for pediatric patients with a fever
- ♦ Establish the correlation between the different types of brain damage and their clinical manifestations
- ♦ Describe the diagnostic and assessment process for traumatic brain injuries
- ♦ Specify evaluation and treatment priorities in traumatized children and the characteristics of pediatric patients in general
- ♦ State and describe the differences between viral and bacterial meningitis
- ♦ Increase the ability to manage the acutely intoxicated child or adolescent
- ♦ Describe managing emergencies for special-needs children
- ♦ Recommend the behavior to follow in the face of an apparently lethal episode and describe the most frequent causes according to the latest scientific evidence
- ♦ Define anaphylaxis and its severity, clinical manifestations and diagnosis
- ♦ Introduce how to manage some situations that require urgent response for adolescent patients
- ♦ Indicate the management and treatment methods for wounds and burns
- ♦ Establish the differential organizational and management characteristics of pediatric emergency departments

03

Course Management

This program includes in its teaching staff pediatricians of recognized prestige, who bring to this training the experience of their work. Additionally, other recognized specialists participate in its design and preparation, which means that the program is developed in an interdisciplinary manner.





Learn from leading professionals the latest advances in pediatric emergency medicine"

Management



Dr. Quintero Casanova, Jesús

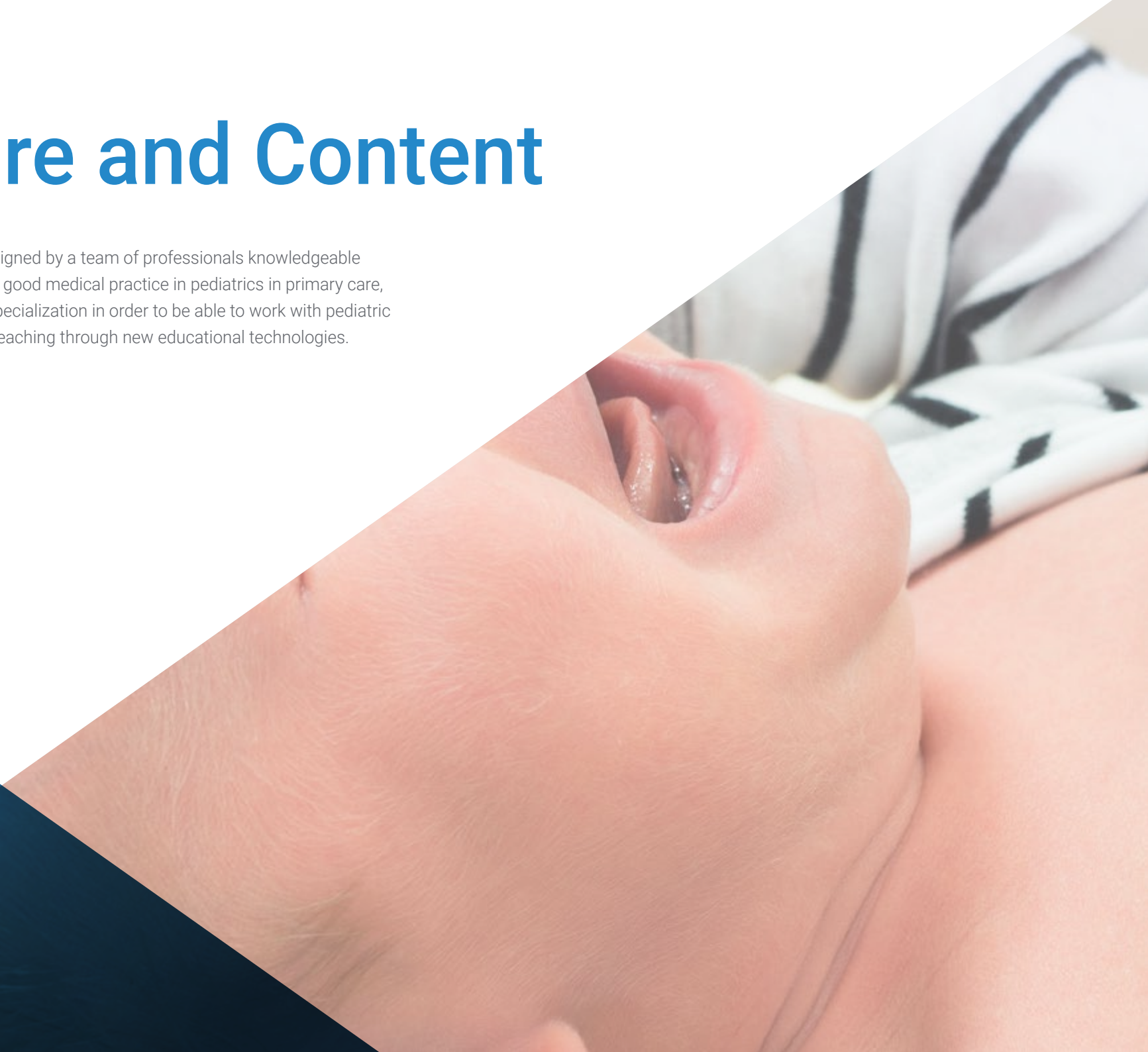
- ♦ Head of the Infectious Diseases Department of the Héroes del Baire Hospital
- ♦ Specialist in Internal Medicine at Héroes del Baire Hospital
- ♦ Degree in Medicine and Surgery, Medical University of Havana, Cuba
- ♦ Master's Degree in Tropical Diseases and Clinical Infectious Diseases, Pedro Kuori Institute, Havana, Cuba
- ♦ Member of the Cuban Society of Internal Medicine and the Cuban Society of Teachers
- ♦ Medical specialist in Africa (TChad) and Venezuela
- ♦ Professor on the Medicine Degree and Internal Medicine Speciality at the Faculty of Medical Sciences of Isla de la Juventud
- ♦ Main professor of the Professional Master's Degree in infectious diseases of the Faculty of Medical Sciences of the Isle of Youth
- ♦ Member of state examining boards for the medicine degree and internal medicine



04

Structure and Content

The content structure has been designed by a team of professionals knowledgeable about the implications of training in good medical practice in pediatrics in primary care, aware of the relevance of current specialization in order to be able to work with pediatric patients and committed to quality teaching through new educational technologies.





“

This Postgraduate Certificate in Pediatric Emergencies contains the most complete and up-to-date scientific program on the market"

Module 1. Pediatric Emergencies in Primary Care

- 1.1. Equipment in the Emergency Services
- 1.2. Basic Pediatric CPR
- 1.3. Advanced Pediatric and Neonatal CPR
- 1.4. Analgesia and Sedation
- 1.5. Acute Seizure and Status Convulsus
- 1.6. Febrile Syndrome with Hemorrhagic Manifestations
- 1.7. Cranial Encephalic Trauma
- 1.8. Pediatric Initial Trauma Care (PITC)
- 1.9. Bacterial and Viral Meningitis
- 1.10. Anaphylaxis: Drug and Non-Drug Poisoning
- 1.11. Apparent Life-Threatening Event Syndrome
- 1.12. Burns and Wounds
- 1.13. Most Common Techniques and Procedures in the Pediatric Emergency Department
- 1.14. Most Common Techniques and Procedures in the Pediatric Emergency Department



“*A unique, key, and decisive program to boost your professional development*”

05

Methodology

This academic program offers students a different way of learning. Our methodology uses a cyclical learning approach: **Relearning**.

This teaching system is used, for example, in the most prestigious medical schools in the world, and major publications such as the **New England Journal of Medicine** have considered it to be one of the most effective.



“

Discover Relearning, a system that abandons conventional linear learning, to take you through cyclical teaching systems: a way of learning that has proven to be extremely effective, especially in subjects that require memorization"

At TECH we use the Case Method

What should a professional do in a given situation? Throughout the program, students will face multiple simulated clinical cases, based on real patients, in which they will have to do research, establish hypotheses, and ultimately resolve the situation. There is an abundance of scientific evidence on the effectiveness of the method. Specialists learn better, faster, and more sustainably over time.

With TECH you will experience a way of learning that is shaking the foundations of traditional universities around the world.



According to Dr. Gérvas, the clinical case is the annotated presentation of a patient, or group of patients, which becomes a "case", an example or model that illustrates some peculiar clinical component, either because of its teaching power or because of its uniqueness or rarity. It is essential that the case is based on current professional life, trying to recreate the real conditions in the physician's professional practice.

“

Did you know that this method was developed in 1912, at Harvard, for law students? The case method consisted of presenting students with real-life, complex situations for them to make decisions and justify their decisions on how to solve them. In 1924, Harvard adopted it as a standard teaching method”

The effectiveness of the method is justified by four fundamental achievements:

1. Students who follow this method not only achieve the assimilation of concepts, but also a development of their mental capacity, through exercises that evaluate real situations and the application of knowledge.
2. Learning is solidly translated into practical skills that allow the student to better integrate into the real world.
3. Ideas and concepts are understood more efficiently, given that the example situations are based on real-life.
4. Students like to feel that the effort they put into their studies is worthwhile. This then translates into a greater interest in learning and more time dedicated to working on the course.



Relearning Methodology

At TECH we enhance the case method with the best 100% online teaching methodology available: Relearning.

This university is the first in the world to combine the study of clinical cases with a 100% online learning system based on repetition, combining a minimum of 8 different elements in each lesson, a real revolution with respect to the mere study and analysis of cases.

Professionals will learn through real cases and by resolving complex situations in simulated learning environments. These simulations are developed using state-of-the-art software to facilitate immersive learning.



At the forefront of world teaching, the Relearning method has managed to improve the overall satisfaction levels of professionals who complete their studies, with respect to the quality indicators of the best online university (Columbia University).

With this methodology, more than 250,000 physicians have been trained with unprecedented success in all clinical specialties regardless of surgical load. Our pedagogical methodology is developed in a highly competitive environment, with a university student body with a strong socioeconomic profile and an average age of 43.5 years old.

Relearning will allow you to learn with less effort and better performance, involving you more in your specialization, developing a critical mindset, defending arguments, and contrasting opinions: a direct equation to success.

In our program, learning is not a linear process, but rather a spiral (learn, unlearn, forget, and re-learn). Therefore, we combine each of these elements concentrically.

The overall score obtained by TECH's learning system is 8.01, according to the highest international standards.



This program offers the best educational material, prepared with professionals in mind:



Study Material

All teaching material is produced by the specialists who teach the course, specifically for the course, so that the teaching content is highly specific and precise.

These contents are then applied to the audiovisual format, to create the TECH online working method. All this, with the latest techniques that offer high quality pieces in each and every one of the materials that are made available to the student.



Surgical Techniques and Procedures on Video

TECH introduces students to the latest techniques, the latest educational advances and to the forefront of current medical techniques. All of this in direct contact with students and explained in detail so as to aid their assimilation and understanding. And best of all, you can watch the videos as many times as you like.



Interactive Summaries

The TECH team presents the contents attractively and dynamically in multimedia lessons that include audio, videos, images, diagrams, and concept maps in order to reinforce knowledge.

This exclusive educational system for presenting multimedia content was awarded by Microsoft as a "European Success Story".



Additional Reading

Recent articles, consensus documents and international guidelines, among others. In TECH's virtual library, students will have access to everything they need to complete their course.





Expert-Led Case Studies and Case Analysis

Effective learning ought to be contextual. Therefore, TECH presents real cases in which the expert will guide students, focusing on and solving the different situations: a clear and direct way to achieve the highest degree of understanding.



Testing & Retesting

We periodically evaluate and re-evaluate students' knowledge throughout the program, through assessment and self-assessment activities and exercises, so that they can see how they are achieving their goals.



Classes

There is scientific evidence on the usefulness of learning by observing experts. The system known as Learning from an Expert strengthens knowledge and memory, and generates confidence in future difficult decisions.



Quick Action Guides

TECH offers the most relevant contents of the course in the form of worksheets or quick action guides. A synthetic, practical, and effective way to help students progress in their learning.



06 Certificate

The Postgraduate Certificate in Pediatric Emergencies guarantees students, in addition to the most rigorous and up-to-date education, access to a Postgraduate Certificate issued by TECH Global University.



“

*Successfully complete this program
and receive your university degree
without travel or laborious paperwork”*

This program will allow you to obtain your **Postgraduate Certificate in Pediatric Emergencies** endorsed by **TECH Global University**, the world's largest online university.

TECH Global University is an official European University publicly recognized by the Government of Andorra ([official bulletin](#)). Andorra is part of the European Higher Education Area (EHEA) since 2003. The EHEA is an initiative promoted by the European Union that aims to organize the international training framework and harmonize the higher education systems of the member countries of this space. The project promotes common values, the implementation of collaborative tools and strengthening its quality assurance mechanisms to enhance collaboration and mobility among students, researchers and academics.

This **TECH Global University** title is a European program of continuing education and professional updating that guarantees the acquisition of competencies in its area of knowledge, providing a high curricular value to the student who completes the program.

Title: **Postgraduate Certificate in Pediatric Emergencies**

Modality: **online**

Duration: **6 weeks**

Accreditation: **8 ECTS**



*Apostille Convention. In the event that the student wishes to have their paper diploma issued with an apostille, TECH Global University will make the necessary arrangements to obtain it, at an additional cost.

future
health confidence people
education information tutors
guarantee accreditation teaching
institutions technology learning
community commitment
personalized service innovation
knowledge present quality
development languages
virtual classroom



Postgraduate Certificate Pediatric Emergencies

- » Modality: online
- » Duration: 6 weeks
- » Certificate: TECH Global University
- » Credits: 8 ECTS
- » Schedule: at your own pace
- » Exams: online

Postgraduate Certificate Pediatric Emergencies

