

# Postgraduate Certificate

## Pediatric Emergencies in Primary Care





## Postgraduate Certificate

### Pediatric Emergencies in Primary Care

- » Modality: online
- » Duration: 6 weeks
- » Certificate: TECH Technological University
- » Dedication: 16h/week
- » Schedule: at your own pace
- » Exams: online

Website: [www.techtitute.com/pk/medicine/postgraduate-certificate/pediatric-emergencies-primary-care](http://www.techtitute.com/pk/medicine/postgraduate-certificate/pediatric-emergencies-primary-care)

# Index

01

Introduction

---

*p. 4*

02

Objectives

---

*p. 8*

03

Course Management

---

*p. 12*

04

Structure and Content

---

*p. 18*

05

Methodology

---

*p. 22*

06

Certificate

---

*p. 30*

# 01

# Introduction

The Postgraduate Certificate in Pediatric Emergencies contains the main urgent processes that can occur in young patients, and that family physicians usually receive in non-urgent care services in primary care centers. Furthermore, the program includes the new recommendations for pediatric and neonatal cardiopulmonary resuscitation, and the basics of analgesia and sedation in pediatrics.





“

*This Postgraduate Certificate addresses the main aspects of Pediatric Emergencies in Primary Care, so that you will be able to face situations that can compromise a patient's life. Learn how to identify, initially care for and transfer pediatric patients from primary care to a hospital center”*

This Postgraduate Certificate in Pediatric Emergencies in Primary Care is a complete program that includes comprehensive systematized action plans for emergencies in children, which must be faced by medical professionals in primary care in their daily clinical practice, helping them to make prompt and accurate decisions.

In addition to incorporating into the program the different diagnostic and treatment techniques in emergency care, it addresses the organizational aspects of pediatric emergency services, staffing and equipment, with emphasis on their differential characteristics.

The program contents are based on the latest scientific evidence and the experience of renowned professionals in the field of Primary Care, which makes it practical and easy to transfer to routine clinical work.



*Expand your knowledge through the Postgraduate Certificate in Pediatric Emergencies in Primary Care in a practical way adapted to your needs”*

This **Postgraduate Certificate in Pediatric Emergencies in Primary Care** is the most complete and up-to-date scientific program on the market. The most important features of the Postgraduate Certificate are:

- Clinical cases presented by experts in the different specialties. The graphic, schematic, and eminently practical contents with which they are created, provide scientific and practical information on the disciplines that are essential for professional practice.
- Diagnostic and therapeutic developments in the most frequent pediatric emergencies in the primary health care setting; it also incorporates the approach to pediatric cardiorespiratory arrest, febrile syndrome, cranioencephalic trauma, initial pediatric trauma care (AITP) and child abuse, intoxications, meningitis, anaphylaxis or burn treatments, among others.
- Presentation of procedures, diagnostic and therapeutic techniques in the patient, such as soft tissue drainage, foreign body extraction, fishhook wounds, evacuation of subungual hematomas, ring removals, insect bites, preputial debridement, tension pneumothorax drainage, suprapubic and intraosseous puncture, among others.
- An algorithm-based interactive learning system for decision-making in the clinical situations presented throughout the course.
- With a special emphasis on evidence-based medicine and research methodologies in emergencies.
- All of this will be complemented by theoretical lessons, questions to the expert, debate forums on controversial topics, and individual reflection assignments.
- Content that is accessible from any fixed or portable device with an Internet connection.



“

*This Postgraduate Certificate may be the best investment you can make when choosing a refresher program for two reasons: in addition to updating your knowledge of Pediatric Emergencies in Primary Care, you will obtain a qualification from TECH - Technological University”*

Forming part of the teaching staff is a group of professionals in the field of Primary Care emergencies, who bring to this specialization their work experience, as well as renowned specialists recognized by esteemed scientific communities.

The multimedia content developed with the latest educational technology will provide the professional with situated and contextual learning, i.e., a simulated environment that will provide an immersive training program to train in real situations.

Problem-Based Learning underpins this program design, and the doctor must use it to try and solve the different professional practice situations that arise throughout the Postgraduate Certificate. For this reason, you will be assisted by an innovative, interactive video system created by renowned experts in the field of the primary health care emergencies Resuscitation with extensive teaching experience.

*This Postgraduate Certificate includes real clinical cases and exercises to bring the development of the program closer to clinical practice.*

*Take the opportunity to update your knowledge of pediatric emergencies in Primary Care to improve patient care and family assistance.*



02

# Objectives

The main program objective is to develop theoretical and practical learning, so that physicians can practically and rigorously master life support maneuvers and invasive emergency techniques in primary health care.







“

*This program will provide you with the skills to carry out your medical praxis with confidence, which will help you grow both personally and professionally”*



## General Objective

---

- Offer professionals an updated specialization on the most important pediatric emergencies and the approach to the different diagnostic and treatment techniques used in emergency care.



## Specific Objectives

---

- Describe the procedures that pediatricians can carry out to resolve potentially dangerous situations safely in the emergency department.
- Develop basic cardiopulmonary resuscitation maneuvers.
- Point out indications and procedure for complete upper airway clearance due to foreign bodies.
- Develop advanced cardiopulmonary resuscitation maneuvers.
- Define the concept of pain, its types and methods of evaluation.
- Describe sedoanalgesia procedure preparation and performance.
- Point out the pharmacology indicated in the sedoanalgesia procedure.
- Analyze the specific action protocols by age for pediatric patients with a fever.
- Establish the correlation between the different types of brain damage and their clinical manifestations



characteristics of pediatric patients in general.

- ♦ State and describe the differences between viral and bacterial meningitis
- ♦ Increase the ability to manage the acutely intoxicated child or adolescent.
- ♦ Describe managing emergencies for special-needs children.
- ♦ Recommend the behavior to follow in the face of an apparently lethal episode and describe the most frequent causes according to the latest scientific evidence.
- ♦ Define anaphylaxis and its severity, clinical manifestations and diagnosis.
- ♦ Introduce how to manage some situations that require urgent response for adolescent patients.
- ♦ Indicate the management and treatment methods for wounds and burns.
- ♦ Establish the differential organizational and management characteristics of pediatric emergency departments.

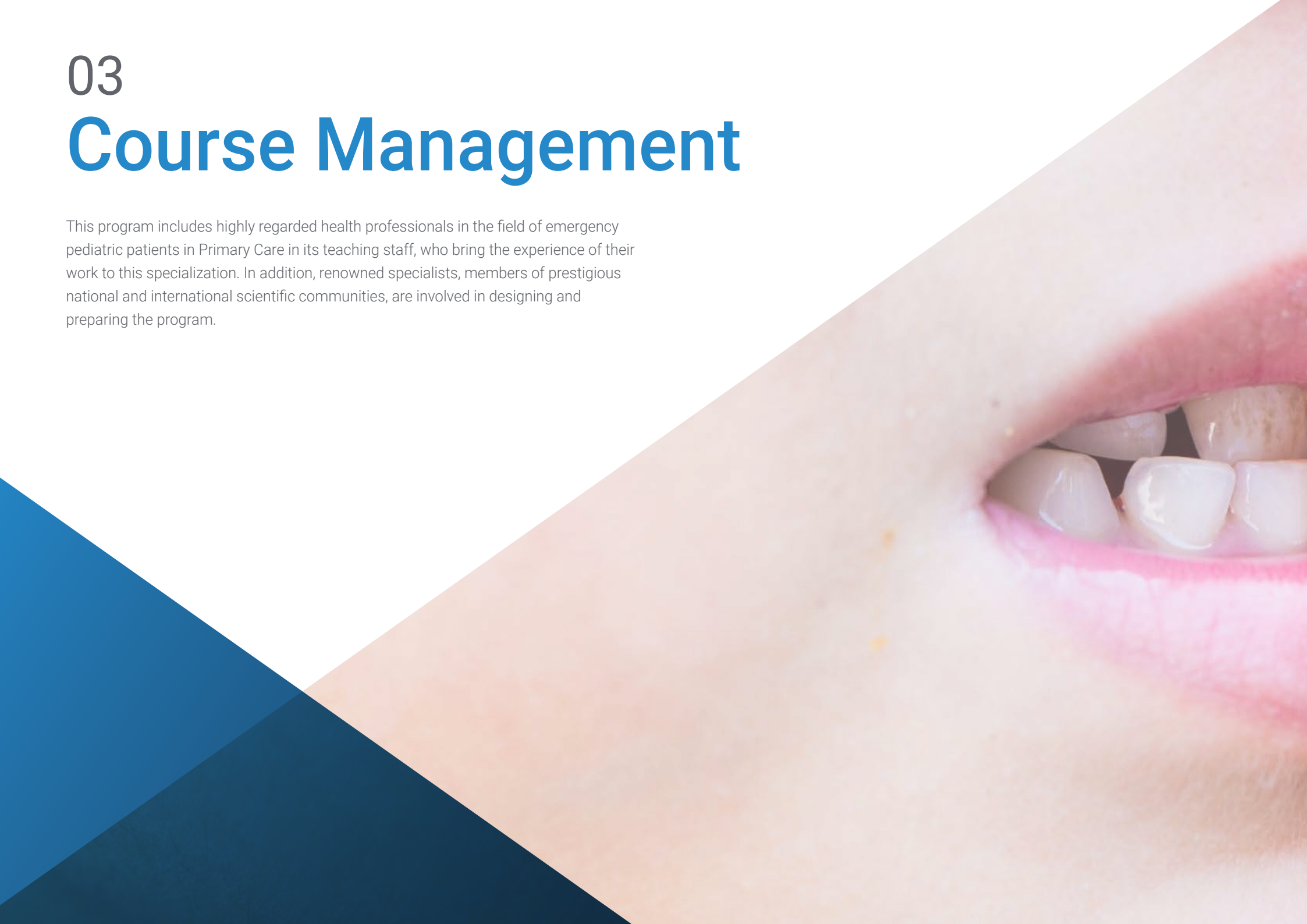
*Seize the opportunity and take the step to get up to date on the latest developments in Pediatric Emergencies in Primary Care.*



03

# Course Management

This program includes highly regarded health professionals in the field of emergency pediatric patients in Primary Care in its teaching staff, who bring the experience of their work to this specialization. In addition, renowned specialists, members of prestigious national and international scientific communities, are involved in designing and preparing the program.





“

*Learn the latest advances in medical procedures for pediatric emergencies in primary health care from leading professionals”*



## International Guest Director

As National Director of Clinical Innovation at US Acute Care Solutions, Jesse M. Pines, M.D., is one of the most recognized figures in the Emergency Medicine and Healthcare Services field. In fact, his accomplishments include the creation and execution of the first governmental alternative payment model (ED EQUIP, in Maryland) to reduce the total cost of care. In addition, he leads the development and implementation of Telemedicine programs covering a wide variety of specialties, including the ER, Psychiatry and Intensive Care Units, among others.

His extensive experience in medical leadership, large database study design and Big Data research has led him to publish over 350 peer-reviewed articles and writing seven books in these areas. His work has been recognized internationally in various reputable media outlets, including TIME Magazine, the Wall Street Journal and Slate Magazine.

His more than two decades of experience have earned him several leadership positions at George Washington University. Among them, he was the Director of the Center for Health Innovation and Research, also leading the Research Fellowship program and the Center for Healthcare Quality.

Therefore, throughout his career, Dr. Jesse M. Pines has received multiple awards, both for the articles he has published and for his own work and contribution to the field of Emergency Medicine. He is also the Chair of the American College of Emergency Physicians (ACEP) Task Force on New Practice Models, holding various positions in ACEP, the Society for Academic Emergency Medicine and the American Academy of Emergency Medicine.





## Dr. M. Pines, Jesse

---

- National Director of Clinical Innovation at US Acute Care Solutions, United States.
- Emergency Physician at Allegheny Health Network
- Professor of Emergency Medicine at The George Washington University, USA
- Professor of Emergency Medicine at Drexel University
- Director of the Medical Research Fellowship Program at The George Washington University
- Director of the George Washington University Center for Health Research and Innovation
- M.D., Georgetown University
- Master of Business Administration from Georgetown University
- M.S. in Clinical Epidemiology from the University of Pennsylvania

“

*Thanks to TECH, you will be able to learn with the best professionals in the world”*

## Management



### Vicente Fco Roig D´Cunha-Kamath

- ♦ Degree in Medicine from the University of Valencia
- ♦ Specialist via MIR in Family and Community Medicine
- ♦ Assistant Physician of the Emergency Medicine Department at the Clinical University Hospital of Valencia.
- ♦ Professor of Human Anatomy at the European University of Valencia.
- ♦ Physician at the Valencia Health and Community Foundation.
- ♦ Doctor for the ASCIRES group

## Professors

### Dr. Brasó Aznar, José Vicente

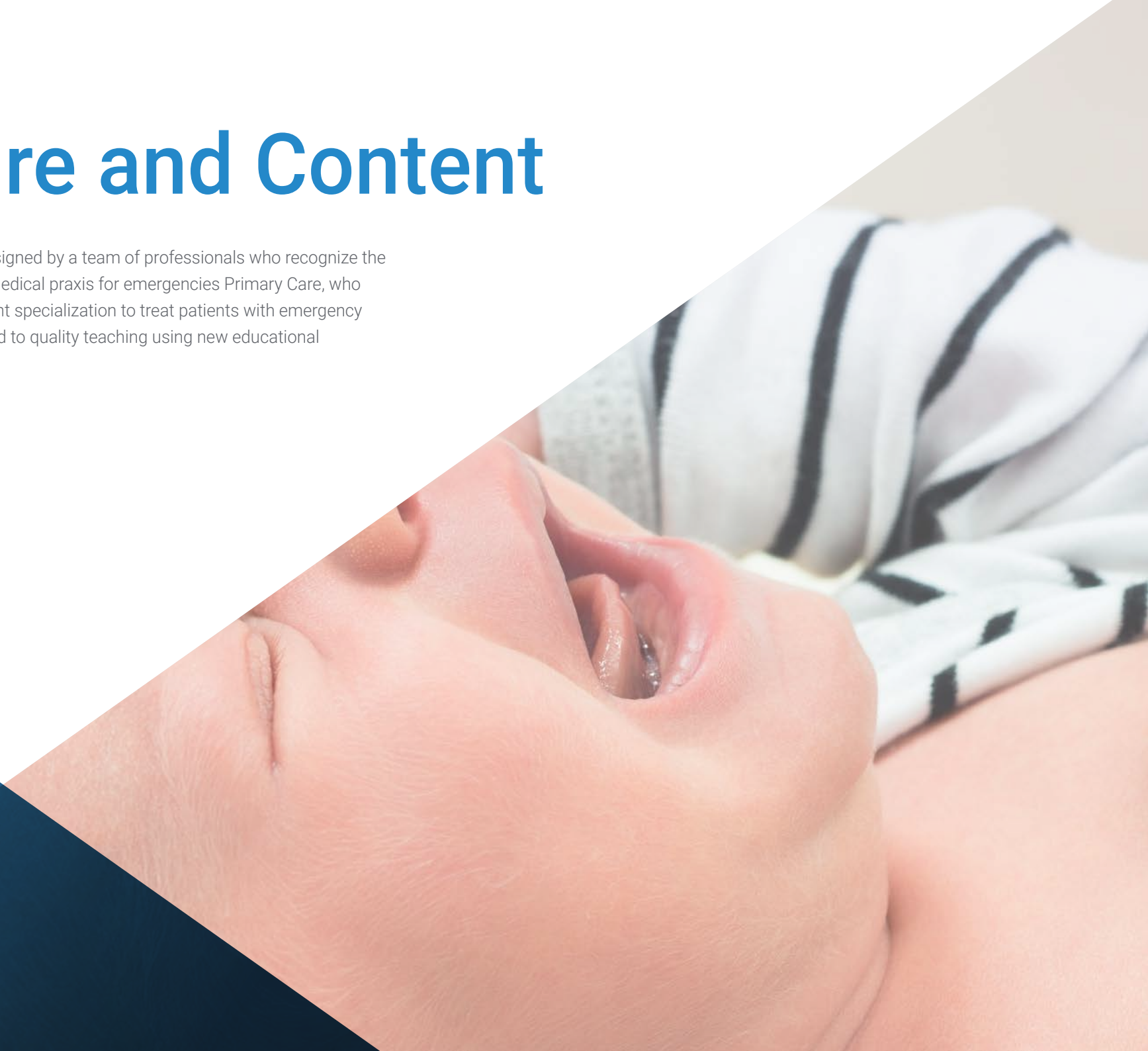
- ♦ Hospital Emergency Physician
- ♦ Associate Professor of Emergency Medicine at the Faculty of Medicine of the University of Valencia.
- ♦ Head of Department Emergency Medicine. Ribera University Hospital



04

# Structure and Content

The content structure has been designed by a team of professionals who recognize the implications of education in daily medical praxis for emergencies Primary Care, who are aware of the relevance of current specialization to treat patients with emergency pathologies and who are committed to quality teaching using new educational technologies.





“

*This Postgraduate Certificate in Pediatric Emergencies in Primary Care is the most complete and up-to-date scientific program on the market”*



## Module 1. Most Common Techniques and Procedures in Pediatric Emergencies

- 1.1. Asepsis Measures in Technique Performance
- 1.2. Skin and Soft Parts
  - 1.2.1. Small Abscess Drainage
  - 1.2.2. Subcutaneous Foreign Body Extraction
  - 1.2.3. Subungual Foreign Body Extraction
  - 1.2.4. Treatment for Fishhook Wounds
  - 1.2.5. Subungual Hematoma Evacuation
  - 1.2.6. Removing Rings on Fingers
  - 1.2.7. Hair Tourniquet Strangling Finger Resolution
  - 1.2.8. Tick Bite Treatment
- 1.3. ORL
  - 1.3.1. Foreign Body Extraction from the Nose
  - 1.3.2. Foreign Body Extraction in Oropharynx
  - 1.3.3. Foreign Body Extraction from the CAE
  - 1.3.4. Foreign Body Extraction from the Ears
  - 1.3.5. Epistaxis
- 1.4. Ophthalmology
  - 1.4.1. Ocular Foreign Bodies
- 1.5. Digestive system
  - 1.5.1. Incarcerated Inguinal Hernia Reduction
  - 1.5.2. Rectal Prolapse Reduction
  - 1.5.3. Umbilical Granuloma Cauterization
  - 1.5.4. Nasogastric Tube
- 1.6. Genitourinary System
  - 1.6.1. Preputial Debridement
  - 1.6.2. Reduction of Paraphimosis
  - 1.6.3. Zipper Trapped Foreskin
  - 1.6.4. Vulvar Synechia Separation
  - 1.6.5. Bladder Catheterisation

- 1.7. Respiratory System
  - 1.7.1. Tension Pneumothorax Drainage
  - 1.7.2. Thoracentesis
- 1.8. Punctures
  - 1.8.1. Suprapubic Puncture
  - 1.8.2. Puncture of the Ventriculoperitoneal Shunt Reservoir
  - 1.8.3. Lumbar Puncture
  - 1.8.4. Intraosseous Puncture

## Module 2. Basic Pediatric CPR

## Module 3. Advanced Pediatric and Neonatal CPR

- 3.1. Analgesia and Sedation
- 3.2. Pain Classification
- 3.3. Sedoanalgesia Procedure Preparation and Performance
- 3.4. Pharmacology: Analgesia, Sedation, Dissociative Sedation and Antidote Drugs

## Module 4. Febrile syndrome

- 4.1. Fever Warning Signs
- 4.2. Initial Assessment and Pro-priority Management
- 4.3. Action and Treatment Protocol for Fever
- 4.4. Fever and Petechiae

## Module 5. Cranioencephalic Trauma (CET)

- 5.1. Epidemiology
- 5.2. Clinical manifestations
- 5.3. Diagnosis and Evaluation of TCE
- 5.4. Action Protocol



**Module 6. Pediatric Initial Trauma Care (PITC)**

- 6.1. Types and Patterns of Injured Children
- 6.2. Airway and Cervical Control
- 6.3. Breathing: Evaluation and Management (Thoracic Trauma)
- 6.4. Circulation and Shock
- 6.5. Neurological Evaluation (Cranioencephalic Trauma)
- 6.6. Abdominal Trauma
- 6.7. Spinal Cord Injuries
- 6.8. Musculoskeletal Trauma
- 6.9. Child Abuse

**Module 7. Bacterial and Viral Meningitis****Module 8. Drug and Non-drug Intoxications****Module 9. Children with Special Needs**

- 9.1. Tracheostomy and Home Mechanical Ventilation
- 9.2. Gastrostomies and Feeding Tubes
- 9.3. Peritoneal Ventriculo-Peritoneal Shunt Valves
- 9.4. Central Catheters and Prosthetic Vascular Accesses

**Module 10. Apparent Lethal Episode (ALE)****Module 11. Anaphylaxis.****Module 12. Adolescents in the Emergency Department**

- 12.1. Agitated Patients
- 12.2. Peripheral Trauma
- 12.3. Emergency Contraception and Medical Treatment for Sexual Abuse

**Module 13. Wound and Burn Treatments in Pediatrics****Module 14. Equipment in the Emergency Services**

- 14.1. Differential Characteristics of Emergency Services
- 14.2. Financial Management
- 14.3. Patient Security
- 14.4. Pediatric Emergency Department Organization: Staffing and Equipment



*A unique, key, and decisive master's degree experience to boost your professional development"*

05

# Methodology

This training program provides you with a different way of learning. Our methodology uses a cyclical learning approach: *Re-learning*.

This teaching system is used in the most prestigious medical schools in the world, and major publications such as the *New England Journal of Medicine* have considered it to be one of the most effective.



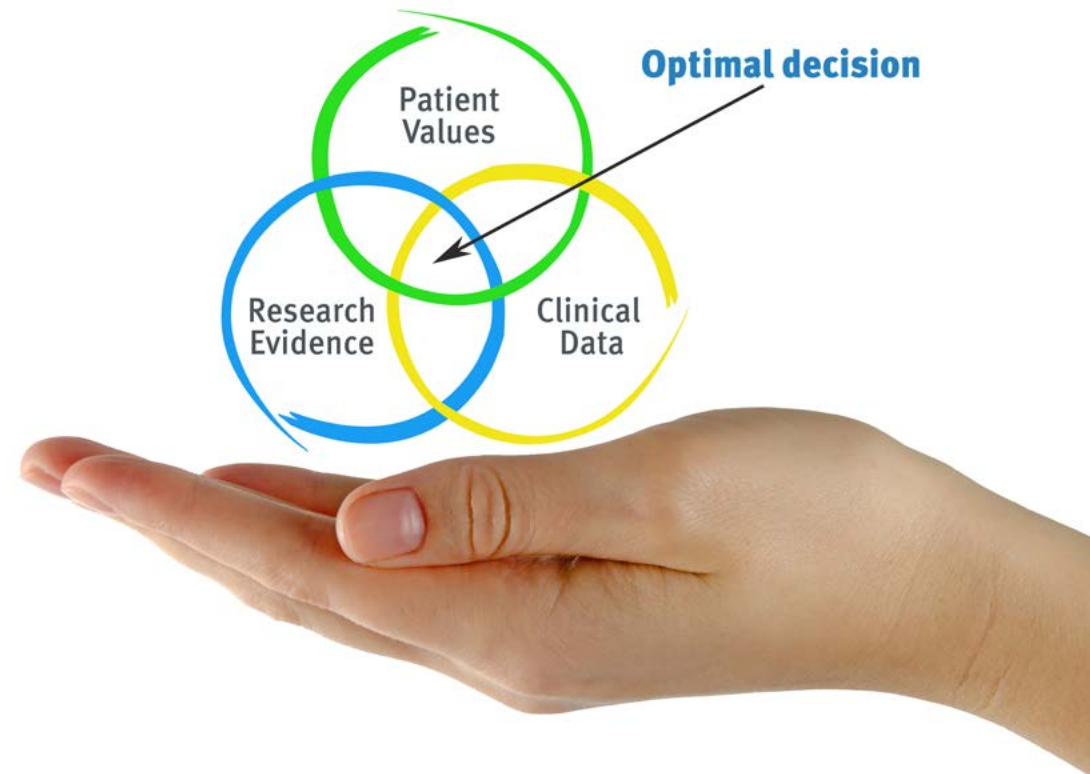
“

*Discover Re-learning, a system that abandons conventional linear learning, to take you through cyclical teaching systems: a way of learning that has proven to be extremely effective, especially in subjects that require memorization”*

## At TECH we use the Case Method

In a given situation, what would you do? Throughout the program, you will be presented with multiple simulated clinical cases based on real patients, where you will have to investigate, establish hypotheses and, finally, resolve the situation. There is an abundance of scientific evidence on the effectiveness of the method. Specialists learn better, faster, and more sustainably over time.

*With TECH you can experience a way of learning that is shaking the foundations of traditional universities around the world.*



According to Dr. Gervas, the clinical case is the annotated presentation of a patient, or group of patients, which becomes a "case", an example or model that illustrates some peculiar clinical component, either because of its teaching potential or because of its uniqueness or rarity. It is essential that the case is based on current professional life, trying to recreate the real conditions in professional medical practice.



“

*Did you know that this method was developed in 1912 at Harvard for law students? The case method consisted of presenting students with real-life, complex situations for them to make decisions and justify their decisions on how to solve them. In 1924, Harvard adopted it as a standard teaching method”*

The effectiveness of the method is justified by four fundamental achievements:

1. Students who follow this method not only grasp concepts, but also develop their mental capacity by evaluating real situations and applying their knowledge.
2. The learning process has a clear focus on practical skills that allow the student to better integrate into the real world.
3. Ideas and concepts are understood more efficiently, given that the example situations are based on real-life.
4. Students like to feel that the effort they put into their studies is worthwhile. This then translates into a greater interest in learning and more time dedicated to working on the course.



## Re-learning Methodology

At TECH we enhance the Harvard case method with the best 100% online teaching methodology available: Re-learning.

Our University is the first in the world to combine the study of clinical cases with a 100% online learning system based on repetition, combining a minimum of 8 different elements in each lesson, which represent a real revolution with respect to simply studying and analyzing cases.



*The physician will learn through real cases and by solving complex situations in simulated learning environments. These simulations are developed using state-of-the-art software to facilitate immersive learning.*



At the forefront of world teaching, the Re-learning method has managed to improve the overall satisfaction levels of professionals who complete their studies, with respect to the quality indicators of the best Spanish-speaking online university (Columbia University).

With this methodology we have trained more than 250,000 physicians with unprecedented success, in all clinical specialties regardless of the surgical load. All this in a highly demanding environment, where the students have a strong socio-economic profile and an average age of 43.5 years.

*Re-learning will allow you to learn with less effort and better performance, involving you more in your specialization, developing a critical mindset, defending arguments, and contrasting opinions: a direct equation to success.*

In our program, learning is not a linear process, but rather a spiral (we learn, unlearn, forget, and re-learn). Therefore, we combine each of these elements concentrically.

The overall score obtained by our learning system is 8.01, according to the highest international standards.



In this program you will have access to the best educational material, prepared with you in mind:



#### Study Material

All teaching material is produced by the specialists who teach the course, specifically for the course, so that the teaching content is really specific and precise.

This content is then adapted in an audiovisual format that will create our way of working online, with the latest techniques that allow us to offer you high quality in all of the material that we provide you with.



#### Latest Techniques and Procedures on Video

We introduce you to the latest techniques, to the latest educational advances, to the forefront of current medical techniques. All this, in first person, with the maximum rigor, explained and detailed for your assimilation and understanding. And best of all, you can watch them as many times as you want.



#### Interactive Summaries

We present the contents attractively and dynamically in multimedia lessons that include audio, videos, images, diagrams, and concept maps in order to reinforce knowledge.

This unique multimedia content presentation training system was awarded by Microsoft as a "European Success Story".



#### Additional Reading

Recent articles, consensus documents, international guides. in our virtual library you will have access to everything you need to complete your training.





#### Expert-Led Case Studies and Case Analysis

Effective learning ought to be contextual. Therefore, we will present you with real case developments in which the expert will guide you through focusing on and solving the different situations: a clear and direct way to achieve the highest degree of understanding.



#### Testing & Retesting

We periodically evaluate and re-evaluate your knowledge throughout the program, through assessment and self-assessment activities and exercises: so that you can see how you are achieving your goals.



#### Classes

There is scientific evidence suggesting that observing third-party experts can be useful.

Learning from an expert strengthens knowledge and memory, and generates confidence in our difficult future decisions.



#### Quick Action Guides

We offer you the most relevant contents of the course in the form of worksheets or quick action guides. A synthetic, practical, and effective way to help you progress in your learning.





# 06 Certificate

The Postgraduate Certificate in Pediatric Emergencies in Primary Care guarantees, in addition to the most accurate and up-to-date specialization, access to a qualification issued by TECH - Technological University.





“

*Successfully complete this specialization and receive your diploma without the hassle of travel or paperwork”*



This **Postgraduate Certificate in Pediatric Emergencies from Primary Care** is the most complete and up-to-date scientific program on the market.

After the student has passed the evaluations, they will receive by mail with acknowledgment of receipt their corresponding **certificate** issued by TECH Technological University.

The certificate issued by TECH - Technological University will reflect the qualification obtained in the Postgraduate Certificate, and meets the requirements commonly demanded by labor exchanges, competitive examinations, and professional career evaluation.

Title: **Postgraduate Certificate in Pediatric Emergencies in Primary Care**

ECTS: 4

Official Number of Hours: 100



\*Apostille Convention. In the event that the student wishes to have their paper diploma Apostilled, TECH EDUCATION will make the necessary arrangements to obtain it at an additional cost of €140 plus shipping costs of the Apostilled diploma.

future  
health confidence people  
education information tutors  
guarantee accreditation teaching  
institutions technology learning  
community commitment  
personalized service innovation  
knowledge present  
online training  
development language  
virtual classroom



## Postgraduate Certificate Pediatric Emergencies in Primary Care

- » Modality: **online**
- » Duration: **6 weeks**
- » Certificate: **TECH Technological University**
- » Dedication: **16h/week**
- » Schedule: **at your own pace**
- » Exams: **online**

# Postgraduate Certificate

## Pediatric Emergencies in Primary Care

