

Postgraduate Certificate Pediatric Cardiology





Postgraduate Certificate Pediatric Cardiology

- » Modality: online
- » Duration: 6 weeks
- » Certificate: TECH Global University
- » Accreditation: 6 ECTS
- » Schedule: at your own pace
- » Exams: online

Website: www.techtute.com/us/medicine/postgraduate-certificate/pediatric-cardiology

Index

01

Introduction

p. 4

02

Objectives

p. 8

03

Structure and Content

p. 12

04

Methodology

p. 16

05

Certificate

p. 24

01

Introduction

Congenital heart disease has become an important cause of infant mortality in today's society. In fact, it is estimated that one in every 100 newborns experiences this pathology and, of this figure, practically half will require surgery. This is why parents need medical specialists with increasingly up-to-date techniques. Therefore, by means of this program, pediatricians will be prepared with guarantees in procedures for approaching cardiac etiology conditions in children. To this end, they will review the diagnostic processes and the appropriate therapeutic regimen in each case through a convenient 100% online format and an outstanding teaching team.



“

*Strengthen your role as a key agent for
the health of children and their families
with this Postgraduate Certificate”*

Advances in scientific research have made it possible to detect factors closely related to atherosclerosis that significantly increase the probability of contracting cardiovascular disease. Some of them are hereditary, while others are associated with lifestyle or the consequence of a pathology. In any case, it has been proven that the more cardiovascular risk factors there are, the higher the incidence of atherosclerosis.

Although it is not yet possible to avoid Congenital Heart Disease, improving its diagnosis and the effectiveness of treatments is a great solution, for which the Postgraduate Certificate in Pediatric Cardiology offers an excellent opportunity for medical specialists. In this way, pediatric cardiologists will improve their assessment of heart murmurs in children and will adapt their care techniques to the development of tests to detect pathologies. Some of the tests analyzed will be the ECG or chest X-ray.

They will also cover a wide range of diseases that alter the cardiac rhythm, such as arrhythmias, syncope or heart failure, as well as pathologies such as arterial hypertension or myocarditis. Therefore, this complete preparation is positioned as the perfect update for these health professionals, who can study it from home and enjoy the benefits that TECH provides to its students. In this line, from the first moment they will be able to access all the content of the Virtual Campus 24 hours a day, with multiple interactive resources.

This **Postgraduate Certificate in Pediatric Cardiology** contains the most complete and up-to-date scientific program on the market. The most important features include:

- The development of practical cases presented by experts in Pediatric Cardiology
- The graphic, schematic and eminently practical contents with which it is conceived gather scientific and practical information on those disciplines that are indispensable for professional practice
- Practical exercises where the self-assessment process can be carried out to improve learning
- Its special emphasis on innovative methodologies
- Theoretical lessons, questions to the expert, debate forums on controversial topics, and individual reflection assignments
- Content that is accessible from any fixed or portable device with an Internet connection



Enroll to excel in the diagnosis of the main cardiological alterations that can occur in childhood"

“

Master the characteristics of Congenital Heart Diseases and contribute to reduce infant mortality due to these pathologies”

The program's teaching staff includes professionals from the field who contribute their work experience to this educational program, as well as renowned specialists from leading societies and prestigious universities.

The multimedia content, developed with the latest educational technology, will provide the professional with situated and contextual learning, i.e., a simulated environment that will provide immersive education programmed to learn in real situations.

This program is designed around Problem-Based Learning, whereby the professional must try to solve the different professional practice situations that arise during the course. For this purpose, students will be assisted by an innovative interactive video system created by renowned experts in the field of educational coaching with extensive experience.

With the Postgraduate Certificate you will go through the different diseases of the Pericardium in children to excel in their intervention.

It examines advanced practical cases of patients with Arrhythmias and Syncope to proceed to the best treatment in each specific case.



02

Objectives

This program offers a complete review of the procedures in the approach to cardiac pathologies in children, always in line with the latest advances in this field. In this way, pediatric cardiologists will incorporate highly effective diagnostic and therapeutic tools into their work methodology that will perfect their care activity, preparing them for any challenge. Therefore, the objectives will make them the up-to-date specialists needed by parents with children suffering from these complex pathologies.





“

Become the solution for thousands of parents looking for up-to-date pediatric cardiologists in the most complex cardiovascular diseases”



General Objectives

- Update the physician in advanced life support and diagnostic and therapeutic techniques for pediatric patients with urgent pathology
- Expand knowledge in the provision of emergency care to improve the child's prognosis and family care
- Review the main pathologies in children and adolescents and the advances made in them





Specific Objectives

- Describe the main Cardiac alterations that can occur in childhood, as well as their etiology
- Define the “normal” cardiac parameters in children with the aim of detecting irregularities which need correcting
- Explain the appropriate treatment for childhood cardiac pathologies according to the age of the child and their general state



With the objectives proposed by the program, you will define the normal cardiac parameters in the child in order to detect irregularities that require correction”

03

Structure and Content

Throughout 180 hours, the Postgraduate Certificate in Pediatric Cardiology will provide a complete overview of the pathologies of this area using the latest educational technologies. In this sense, students will see how easy it is to internalize the contents of the syllabus with the methodology proposed by TECH. Through Relearning, the ideas will be perfectly assimilated due to their continuous reiteration in a learning cycle that combines videos, interactive summaries, participation in photos and much more.



“

With Relearning, you will master the concepts of Pediatric Cardiology under the close supervision of the teaching team”

Module 1. Cardiology

- 1.1. Assessment of Cardiac Murmur in the Child
- 1.2. Complementary Tests in a Child with Suspected Cardiac Pathology ECG, Chest X-Ray, Various Tests
- 1.3. Arrhythmias and Syncope
- 1.4. Heart Failure
- 1.5. Congenital Heart Disease
- 1.6. High Blood Pressure
- 1.7. Rheumatic Fever
- 1.8. Myocarditis
- 1.9. Infectious Endocarditis
- 1.10. Pericardial Diseases in Children





“

Congenital Heart Disease, Myocarditis or Infective Endocarditis are some of the pathologies in which you will deepen the contents, in line with the latest findings”

05

Methodology

This academic program offers students a different way of learning. Our methodology uses a cyclical learning approach: **Relearning**.

This teaching system is used, for example, in the most prestigious medical schools in the world, and major publications such as the **New England Journal of Medicine** have considered it to be one of the most effective.



“

Discover Relearning, a system that abandons conventional linear learning, to take you through cyclical teaching systems: a way of learning that has proven to be extremely effective, especially in subjects that require memorization"

At TECH we use the Case Method

What should a professional do in a given situation? Throughout the program, students will face multiple simulated clinical cases, based on real patients, in which they will have to do research, establish hypotheses, and ultimately resolve the situation. There is an abundance of scientific evidence on the effectiveness of the method. Specialists learn better, faster, and more sustainably over time.

With TECH you will experience a way of learning that is shaking the foundations of traditional universities around the world.



According to Dr. Gérvas, the clinical case is the annotated presentation of a patient, or group of patients, which becomes a "case", an example or model that illustrates some peculiar clinical component, either because of its teaching power or because of its uniqueness or rarity. It is essential that the case is based on current professional life, trying to recreate the real conditions in the physician's professional practice.

“

Did you know that this method was developed in 1912, at Harvard, for law students? The case method consisted of presenting students with real-life, complex situations for them to make decisions and justify their decisions on how to solve them. In 1924, Harvard adopted it as a standard teaching method”

The effectiveness of the method is justified by four fundamental achievements:

1. Students who follow this method not only achieve the assimilation of concepts, but also a development of their mental capacity, through exercises that evaluate real situations and the application of knowledge.
2. Learning is solidly translated into practical skills that allow the student to better integrate into the real world.
3. Ideas and concepts are understood more efficiently, given that the example situations are based on real-life.
4. Students like to feel that the effort they put into their studies is worthwhile. This then translates into a greater interest in learning and more time dedicated to working on the course.



Relearning Methodology

At TECH we enhance the case method with the best 100% online teaching methodology available: Relearning.

This university is the first in the world to combine the study of clinical cases with a 100% online learning system based on repetition, combining a minimum of 8 different elements in each lesson, a real revolution with respect to the mere study and analysis of cases.

Professionals will learn through real cases and by resolving complex situations in simulated learning environments. These simulations are developed using state-of-the-art software to facilitate immersive learning.



At the forefront of world teaching, the Relearning method has managed to improve the overall satisfaction levels of professionals who complete their studies, with respect to the quality indicators of the best online university (Columbia University).

With this methodology, more than 250,000 physicians have been trained with unprecedented success in all clinical specialties regardless of surgical load. Our pedagogical methodology is developed in a highly competitive environment, with a university student body with a strong socioeconomic profile and an average age of 43.5 years old.

Relearning will allow you to learn with less effort and better performance, involving you more in your specialization, developing a critical mindset, defending arguments, and contrasting opinions: a direct equation to success.

In our program, learning is not a linear process, but rather a spiral (learn, unlearn, forget, and re-learn). Therefore, we combine each of these elements concentrically.

The overall score obtained by TECH's learning system is 8.01, according to the highest international standards.



This program offers the best educational material, prepared with professionals in mind:



Study Material

All teaching material is produced by the specialists who teach the course, specifically for the course, so that the teaching content is highly specific and precise.

These contents are then applied to the audiovisual format, to create the TECH online working method. All this, with the latest techniques that offer high quality pieces in each and every one of the materials that are made available to the student.



Surgical Techniques and Procedures on Video

TECH introduces students to the latest techniques, the latest educational advances and to the forefront of current medical techniques. All of this in direct contact with students and explained in detail so as to aid their assimilation and understanding. And best of all, you can watch the videos as many times as you like.



Interactive Summaries

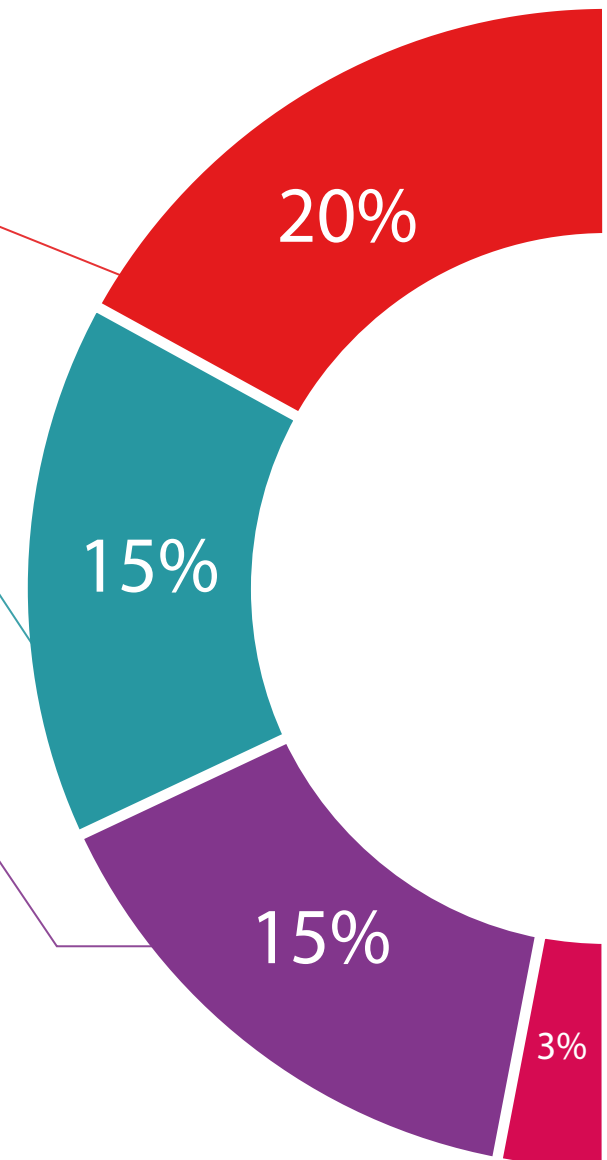
The TECH team presents the contents attractively and dynamically in multimedia lessons that include audio, videos, images, diagrams, and concept maps in order to reinforce knowledge.

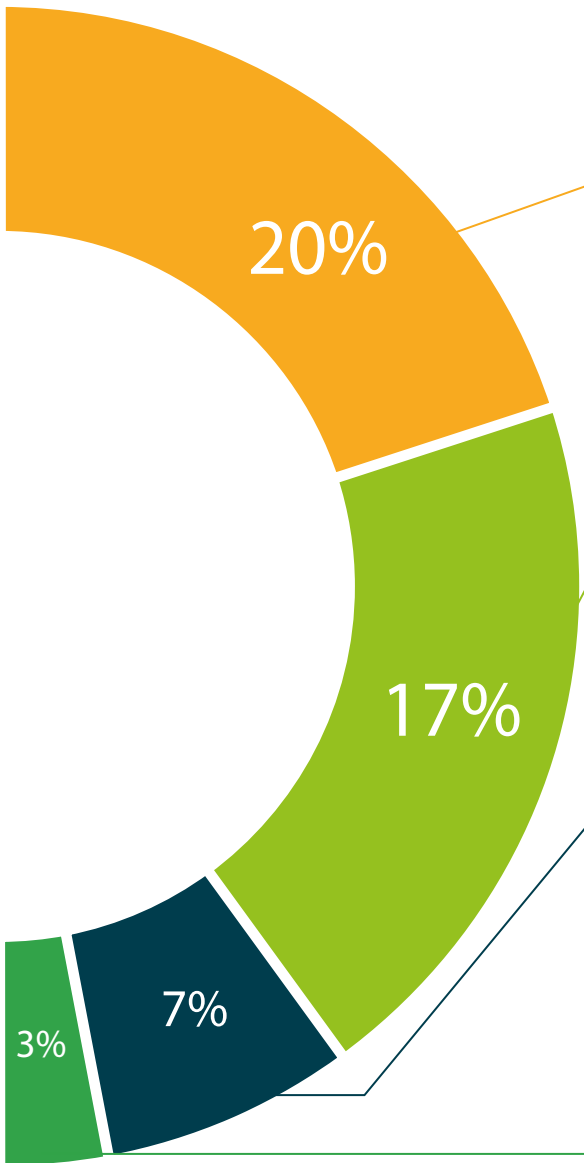
This exclusive educational system for presenting multimedia content was awarded by Microsoft as a "European Success Story".



Additional Reading

Recent articles, consensus documents and international guidelines, among others. In TECH's virtual library, students will have access to everything they need to complete their course.





Expert-Led Case Studies and Case Analysis

Effective learning ought to be contextual. Therefore, TECH presents real cases in which the expert will guide students, focusing on and solving the different situations: a clear and direct way to achieve the highest degree of understanding.



Testing & Retesting

We periodically evaluate and re-evaluate students' knowledge throughout the program, through assessment and self-assessment activities and exercises, so that they can see how they are achieving their goals.



Classes

There is scientific evidence on the usefulness of learning by observing experts. The system known as Learning from an Expert strengthens knowledge and memory, and generates confidence in future difficult decisions.



Quick Action Guides

TECH offers the most relevant contents of the course in the form of worksheets or quick action guides. A synthetic, practical, and effective way to help students progress in their learning.



05 Certificate

The Postgraduate Certificate in Pediatric Cardiology guarantees students, in addition to the most rigorous and up-to-date education program, access to a Postgraduate Certificate issued by TECH Global University.



“

*Successfully complete this program
and receive your university qualification
without having to travel or fill out
laborious paperwork"*

This private qualification will allow you to obtain a **Postgraduate Certificate in Pediatric Cardiology** endorsed by **TECH Global University**, the world's largest online university.

TECH Global University, is an official European University publicly recognized by the Government of Andorra (*official bulletin*). Andorra is part of the European Higher Education Area (EHEA) since 2003. The EHEA is an initiative promoted by the European Union that aims to organize the international training framework and harmonize the higher education systems of the member countries of this space. The project promotes common values, the implementation of collaborative tools and strengthening its quality assurance mechanisms to enhance collaboration and mobility among students, researchers and academics.

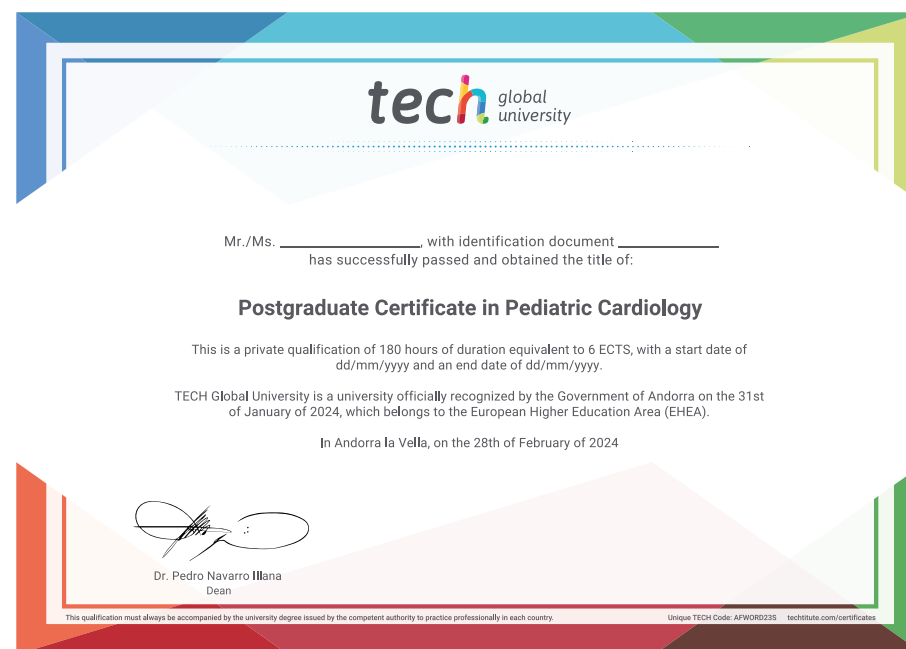
This **TECH Global University** private qualification, is a European program of continuing education and professional updating that guarantees the acquisition of competencies in its area of knowledge, providing a high curricular value to the student who completes the program.

Title: **Postgraduate Certificate in Pediatric Cardiology**

Modality: **online**

Duration: **6 weeks**

Accreditation: **6 ECTS**



*Apostille Convention. In the event that the student wishes to have their paper diploma issued with an apostille, TECH Global University will make the necessary arrangements to obtain it, at an additional cost.

future
health confidence people
education information tutors
guarantee accreditation teaching
institutions technology learning
community commitment
personalized service innovation
knowledge present quality
online training
development languages
virtual classroom



Postgraduate Certificate Pediatric Cardiology

- » Modality: online
- » Duration: 6 weeks
- » Certificate: TECH Global University
- » Accreditation: 6 ECTS
- » Schedule: at your own pace
- » Exams: online

Postgraduate Certificate Pediatric Cardiology

