

Postgraduate Certificate Pancreatic Oncologic Surgery





Postgraduate Certificate Pancreatic Oncologic Surgery

- » Modality: online
- » Duration: 6 weeks
- » Certificate: TECH Technological University
- » Dedication: 16h/week
- » Schedule: at your own pace
- » Exams: online

Website: www.techtitute.com/in/medicine/postgraduate-certificate/pancreatic-oncologic-surgery

Index

01

Introduction

p. 4

02

Objectives

p. 8

03

Course Management

p. 12

04

Structure and Content

p. 16

05

Methodology

p. 20

06

Certificate

p. 28

01

Introduction

Pancreatic cancer is one of the most deadly types of cancer, and its incidence is on the rise, which makes pancreatic oncologic surgery a topic of great importance today. For this reason, it is crucial that physicians are updated on the most effective diagnostic and treatment techniques to improve survival and quality of life of patients. In this context, TECH has designed this 100% online program in Pancreatic Oncologic Surgery that offers a comprehensive update in this field, with the convenience of being able to do it online. The syllabus focuses on the pancreas, duodenum and spleen, including epidemiological, risk and genetic factors of pancreatic cancer, diagnosis, therapeutic strategies, surgical and palliative techniques, postoperative complications and other tumors of the pancreas. Therefore, this program is an excellent opportunity to update and deepen the knowledge related to this important topic, which will allow physicians to offer better treatment to their patients and improve their quality of life.





“

Expand your knowledge of other pancreatic tumors, such as cystic and neuroendocrine tumors, to provide comprehensive and specialized care to your patients”

In recent years, significant advances have been made in the treatment of pancreatic cancer, thanks to the application of new surgical techniques, personalized therapies and the use of technology. However, this pathology remains one of the most lethal diseases, and that is why the update in Pancreatic Oncologic Surgery is of vital importance to improve survival and quality of life of patients.

This TECH Postgraduate Certificate in Pancreatic Oncologic Surgery offers a comprehensive update on the subject with a special focus on the pancreas, duodenum and spleen. This program is designed to provide professionals with a broad and detailed view of the epidemiological, risk and genetic factors of pancreatic cancer, as well as the most innovative surgical techniques for its treatment.

Advances in imaging technology, such as positron emission tomography (PET-CT) and magnetic resonance imaging, have improved the early detection of pancreatic cancer, allowing earlier and more effective surgical intervention. In addition, robotic and laparoscopic surgery are techniques that are increasingly used for the removal of pancreatic tumors, which reduces the risk of complications and speeds up the patient's recovery.

All of this will be discussed in depth in this syllabus, which also addresses the most effective therapeutic strategies for pancreatic cancer, according to the NCCN classification. Neoadjuvant and adjuvant are personalized therapies used to reduce the size of the tumor prior to surgery, and improve the effectiveness of treatment. Radiotherapy and chemotherapy are complementary therapeutic options used to treat metastatic pancreatic cancer.

Being completely online, it offers the possibility of studying from any digital device of your preference, so the specialist will decide from where, how and when to do it. Taking advantage of the multiple audiovisual resources and the most effective learning methodology: *Relearning*.

This **Postgraduate Certificate in Pancreatic Oncologic Surgery** contains the most complete and up-to-date scientific program on the market. The most important features include:

- ◆ The development of practical cases presented by experts in Oncologic Digestive Surgery
- ◆ Graphic, schematic, and practical contents with which they are created, provide scientific and practical information on the disciplines that are essential for professional practice
- ◆ Practical exercises where the self-assessment process can be carried out to improve learning
- ◆ Its special emphasis on innovative methodologies
- ◆ Theoretical lessons, questions to the expert, debate forums on controversial topics, and individual reflection assignments
- ◆ Content that is accessible from any fixed or portable device with an Internet connection



You will study the epidemiological, risk and genetic factors of pancreatic cancer, in order to offer a more accurate and personalized diagnosis and treatment to your patients”

“

With the online study system, you will be able to access the course content from any device and at any time, adapting it to your rhythm of life and schedules”

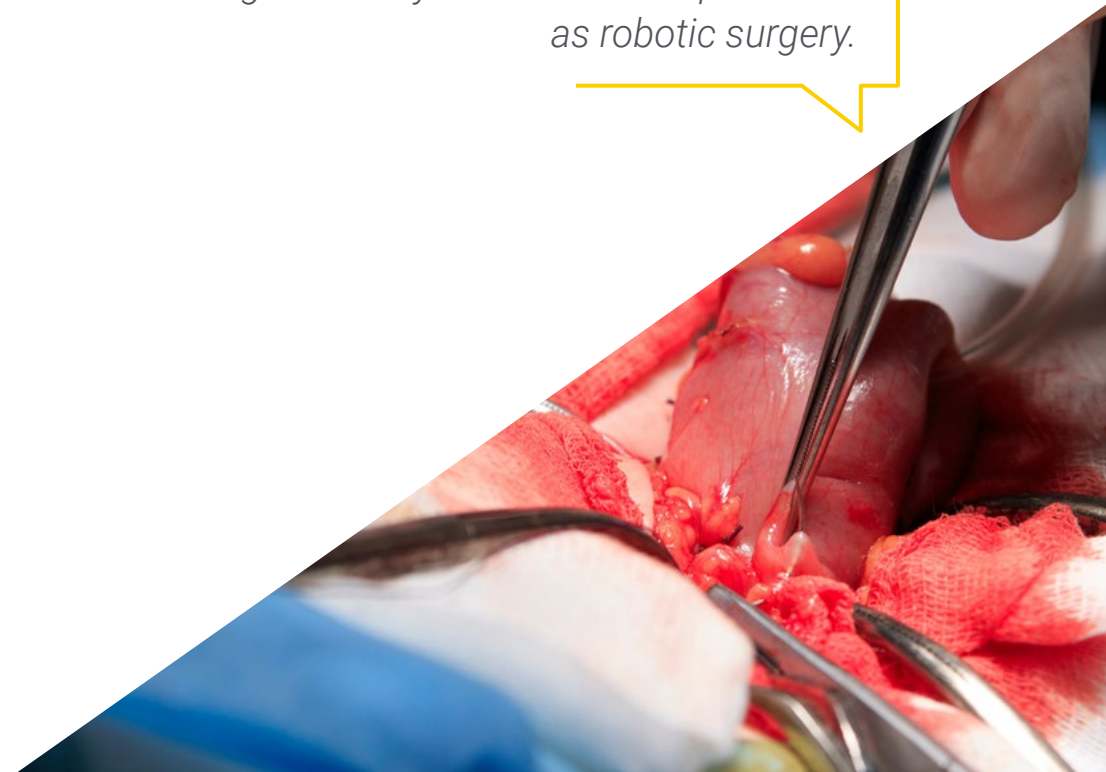
The program's teaching staff includes professionals from sector who contribute their work experience to this educational program, as well as renowned specialists from leading societies and prestigious universities.

Its multimedia content, developed with the latest educational technology, will provide the professionals with situated and contextual learning, i.e., a simulated environment that will provide an immersive education programmed to learn in real situations.

The design of this program focuses on Problem-Based Learning, by means of which the professionals must try to solve the different professional practice situations that are presented throughout the academic course. For this purpose, the students will be assisted by an innovative interactive video system created by renowned experts.

Discover the most effective therapeutic strategies for each type of pancreatic tumor, according to the NCCN classification.

Delve into the most effective surgical techniques to treat pancreatic cancer, including minimally invasive techniques such as robotic surgery.



02 Objectives

The objective of TECH's Postgraduate Certificate in Pancreatic Oncologic Surgery is to provide health professionals with a comprehensive update in this field. Its strategic design will address all relevant aspects of Pancreatic Surgery, from epidemiological, risk and genetic factors of pancreatic cancer, to the most innovative surgical techniques and the most effective therapeutic strategies for the treatment of this pathology. The objective is to offer a complete and specialized education that will enable physicians to provide high quality and personalized care to their patients with pancreatic cancer.



“

Get to know the most frequent postoperative complications in Pancreatic Surgery, and learn how to manage them effectively”



General Objectives

- ◆ Deepen the specific knowledge on the management of patients with tumors affecting the digestive system
- ◆ Discern the surgical techniques to be used and the new technologies currently available for their diagnosis and treatment
- ◆ Know where modern surgery is heading and which are the ways of its development
- ◆ Study the fundamentals of research in oncological surgery
- ◆ Know the way to develop research projects, how to do it and where to get help
- ◆ Develop skills and technical knowledge with which to face any situation presented by a patient in an oncological surgery unit of the digestive system



With TECH's Postgraduate Certificate in Pancreatic Oncologic Surgery, you will be able to update your knowledge and the most effective techniques for the treatment of pancreatic cancer"





Specific Objectives

- ◆ Understand the epidemiology and genetics of pancreatic cancer
- ◆ Study the diagnostic methods used in pancreatic cancer, and which is the best in each case and at each specific moment
- ◆ Review the NCCN classification of patients with pancreatic tumors and the current strategic treatment algorithm for pancreatic cancer
- ◆ Learn about all the techniques used in the treatment of pancreatic cancer performed by laparotomy, laparoscopy or robot
- ◆ Know the symptoms presented by patients with unresectable pancreatic cancer and how to palliate them by surgical, endoscopic or radiological techniques
- ◆ Distinguish the most frequent complications after pancreatic surgery and to deepen in an updated management
- ◆ Study the existing oncological treatments (chemotherapy and radiotherapy) for pancreatic cancer and the lines of research in development
- ◆ Learn about pancreatic tumors other than pancreatic adenocarcinoma, especially neuroendocrine tumors and MPCT, and those rare subtypes of pancreatic tumors
- ◆ Analyze the epidemiological, genetic, diagnostic, and therapeutic aspects of duodenal and splenic tumors

03

Course Management

TECH's Postgraduate Certificate in Pancreatic Oncologic Surgery has a first class teaching staff, made up of internationally renowned experts in Pancreatic Surgery and Oncology. The professors have extensive clinical and teaching experience, which allows them to offer high quality and updated teaching in a constantly evolving area. In addition, the 100% online format allows students to interact with professors and resolve doubts quickly and effectively, which guarantees a complete and personalized update.





“

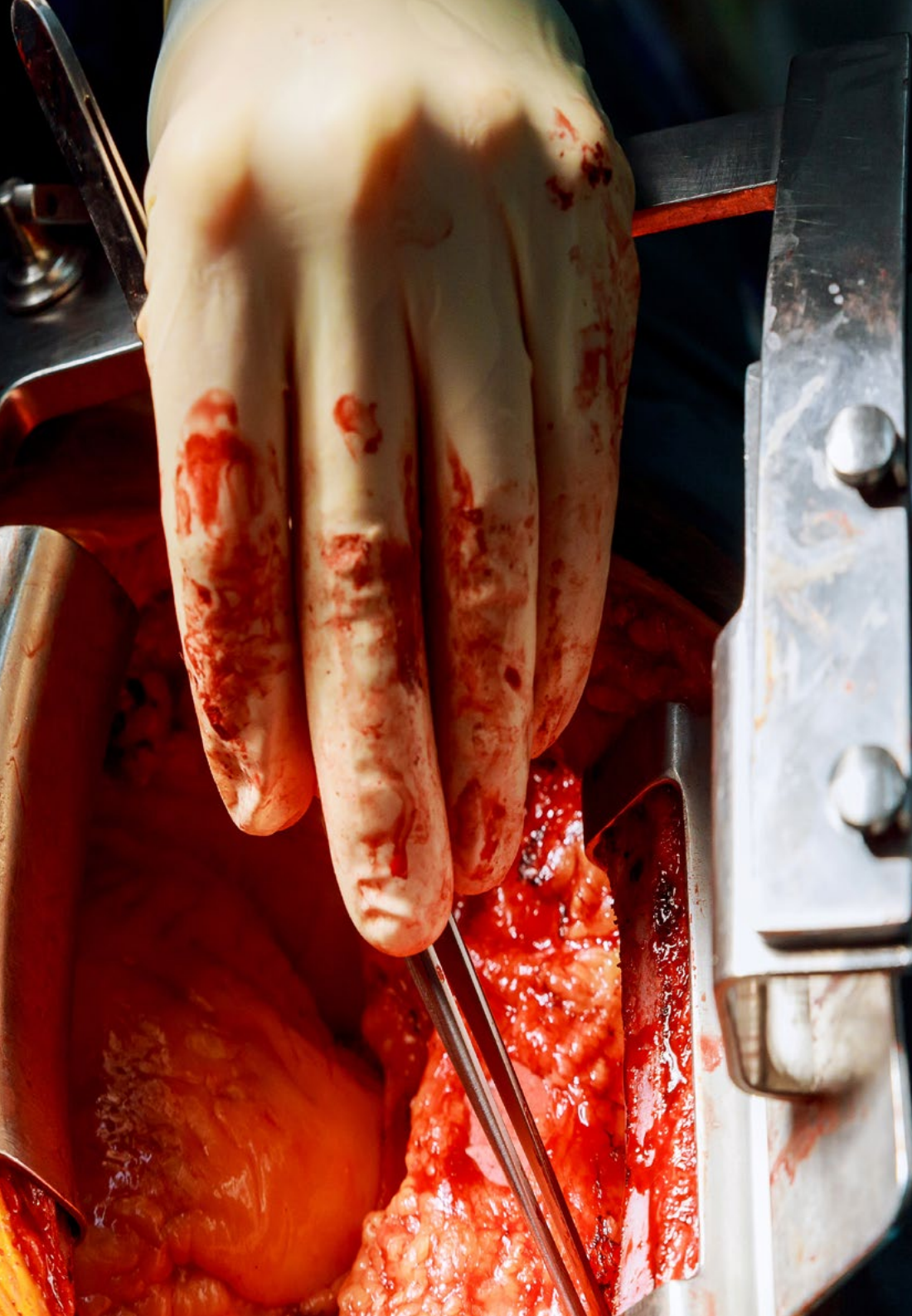
Take advantage of the opportunity to be updated with the best professionals and experts in Pancreatic Oncologic Surgery, from the comfort of your favorite digital device”

Management



Dr. Alonso Casado, Oscar

- ♦ Chief of Hepatobiliopancreatic Surgery at MD Anderson Cancer Center Madrid Hospital
- ♦ Specialist in the General and Digestive Oncology Surgery Service at MD Anderson Cancer Center Madrid, collaborating in the Thoracic Surgery Unit and Assistant Surgeon at Quirónsalud Sur and El Escorial Hospitals Surgery Unit
- ♦ Clinical Tutor in Practical Teaching at UFV and MD Anderson Cancer Center Madrid
- ♦ Degree in Surgery and Medicine from the UCM
- ♦ Certified in Console Surgery of the Da Vinci Xi Robotic System



Professors

Dr. Ramia Ángel, José Manuel

- ◆ Chief of the General and Digestive System Surgery Department at the University Hospital of Guadalajara
- ◆ Specialist in General and Digestive System Surgery at the University Hospital of Guadalajara
- ◆ President of the Scientific Committee of the EAFPBA
- ◆ President of the Spanish Chapter of the American College of Surgeons
- ◆ PhD in Medicine and Surgery, from the Complutense University of Madrid
- ◆ Degree in Medicine and Surgery from the University of Valencia
- ◆ Specialty in General and Digestive Surgery at Hospital 12 de Octubre
- ◆ European Board in Hepatobiliopancreatic Surgery

04

Structure and Content

TECH's Postgraduate Certificate in Pancreatic Oncologic Surgery is taught 100% online, which allows students to access the course content from anywhere and at any time. The study methodology is dynamic and interactive, and relies on technology to provide a high quality update. The syllabus is structured in several modules, covering all relevant aspects of Pancreatic Surgery, from the epidemiological and risk factors of Pancreatic Cancer, to the most innovative surgical and therapeutic techniques. In addition, students have access to additional resources, such as discussion forums and online tutorials, which allow them to resolve doubts and strengthen their knowledge.

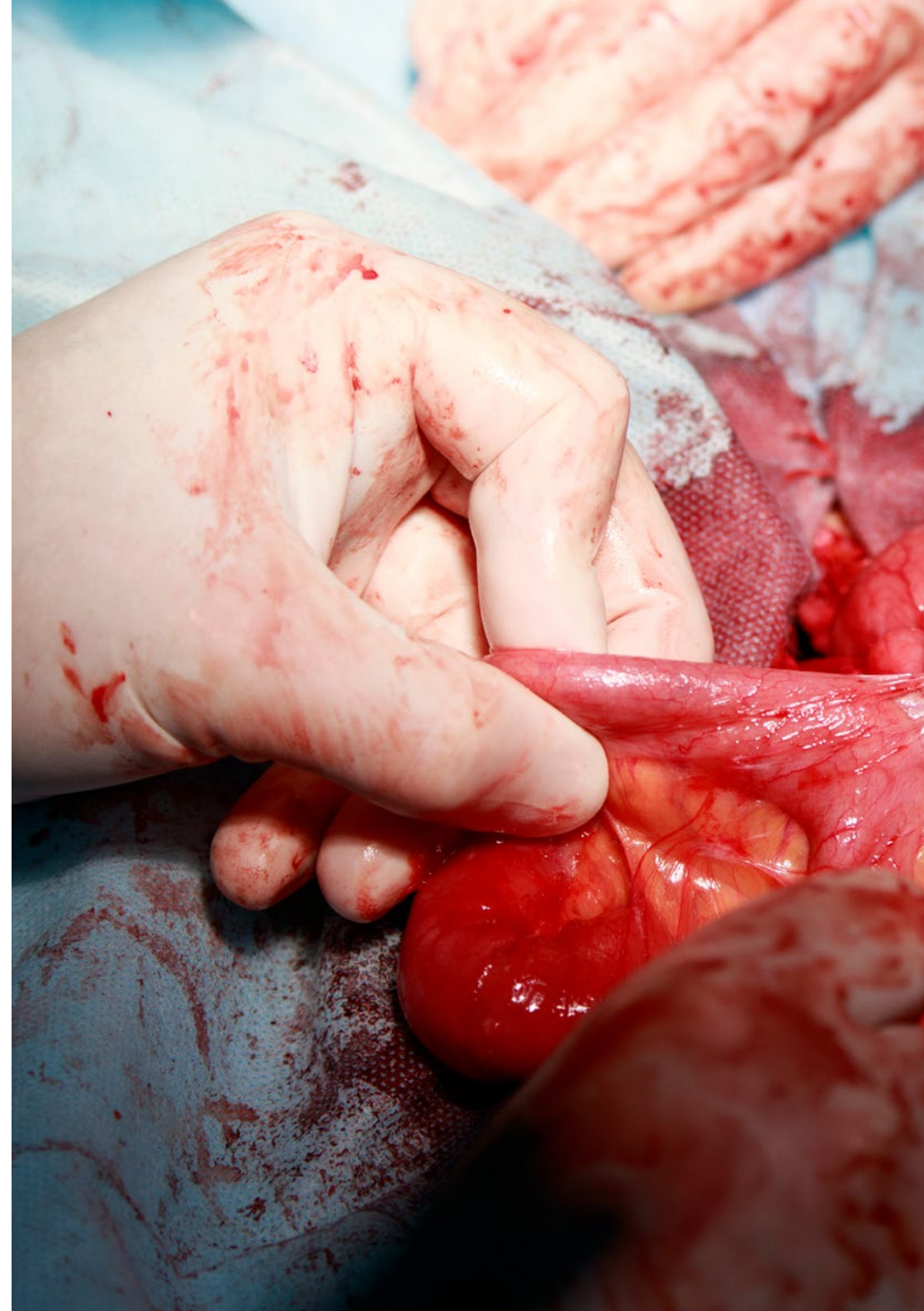


“

This Postgraduate Certificate has an innovative teaching method, based on technology, which will allow you to learn in a dynamic and enjoyable way”

Module 1. Pancreas, Duodenum and Spleen

- 1.1. Epidemiological, risk and genetic factors of pancreatic cancer
 - 1.1.1. Epidemiology of pancreatic cancer
 - 1.1.2. Risk factors
 - 1.1.3. Genetics
- 1.2. Diagnosis of Pancreatic Cancer
 - 1.2.1. Radiology
 - 1.2.2. Endoscopy
 - 1.2.3. PET-CAT
- 1.3. Therapeutic strategy according to the NCCN classification of pancreatic cancer
 - 1.3.1. Resectable tumor
 - 1.3.2. Borderline tumor
 - 1.3.3. Unresectable Tumor
 - 1.3.4. Metastatic tumor
- 1.4. Surgical techniques by laparotomy in pancreatic cancer
 - 1.4.1. Cephalic duodenopancreatectomy
 - 1.4.2. Distal pancreatectomy
 - 1.4.3. Central pancreatectomy
- 1.5. Minimally invasive techniques: laparoscopic and robotic in pancreatic cancer
 - 1.5.1. Laparoscopic Duodenopancreatectomy
 - 1.5.2. Laparoscopic distal pancreatectomy
 - 1.5.3. Robotic surgery of the pancreas
- 1.6. Palliative surgical techniques in pancreatic cancer
 - 1.6.1. Palliation of jaundice
 - 1.6.2. Digestive obstruction
 - 1.6.3. Pain control
 - 1.6.4. Palliative ablative techniques





- 1.7. Postoperative complications in pancreatic cancer
 - 1.7.1. Pancreatic fistula
 - 1.7.2. Delayed gastric emptying
 - 1.7.3. Postoperative hemorrhage
 - 1.7.4. Biliary fistula
 - 1.7.5. Other complications
- 1.8. Chemotherapy and radiotherapy in pancreatic cancer
 - 1.8.1. Neoadjuvant
 - 1.8.2. Adjuvants
 - 1.8.3. Palliative Medical Treatment
 - 1.8.4. Radiotherapy
- 1.9. Other pancreatic tumors
 - 1.9.1. Cystic tumors
 - 1.9.2. Neuroendocrine Tumors
 - 1.9.3. Infrequent tumors of the pancreas
- 1.10. Duodenal and spleen tumors
 - 1.10.1. Duodenal tumors
 - 1.10.2. Spleen tumors



Get a comprehensive update of knowledge in Pancreatic Oncologic Surgery, with a special focus on the pancreas, duodenum and spleen, with this 100% online Postgraduate Certificate from TECH. Enroll now”

05

Methodology

This academic program offers students a different way of learning. Our methodology uses a cyclical learning approach: ***Relearning.***

This teaching system is used, for example, in the most prestigious medical schools in the world, and major publications such as the ***New England Journal of Medicine*** have considered it to be one of the most effective.



“

Discover Relearning, a system that abandons conventional linear learning, to take you through cyclical teaching systems: a way of learning that has proven to be extremely effective, especially in subjects that require memorization"

At TECH we use the Case Method

What should a professional do in a given situation? Throughout the program, students will face multiple simulated clinical cases, based on real patients, in which they will have to do research, establish hypotheses, and ultimately resolve the situation. There is an abundance of scientific evidence on the effectiveness of the method. Specialists learn better, faster, and more sustainably over time.

With TECH you will experience a way of learning that is shaking the foundations of traditional universities around the world.



According to Dr. Gérvas, the clinical case is the annotated presentation of a patient, or group of patients, which becomes a "case", an example or model that illustrates some peculiar clinical component, either because of its teaching power or because of its uniqueness or rarity. It is essential that the case is based on current professional life, trying to recreate the real conditions in the physician's professional practice.

“

Did you know that this method was developed in 1912, at Harvard, for law students? The case method consisted of presenting students with real-life, complex situations for them to make decisions and justify their decisions on how to solve them. In 1924, Harvard adopted it as a standard teaching method”

The effectiveness of the method is justified by four fundamental achievements:

1. Students who follow this method not only achieve the assimilation of concepts, but also a development of their mental capacity, through exercises that evaluate real situations and the application of knowledge.
2. Learning is solidly translated into practical skills that allow the student to better integrate into the real world.
3. Ideas and concepts are understood more efficiently, given that the example situations are based on real-life.
4. Students like to feel that the effort they put into their studies is worthwhile. This then translates into a greater interest in learning and more time dedicated to working on the course.



Relearning Methodology

At TECH we enhance the case method with the best 100% online teaching methodology available: Relearning.

This university is the first in the world to combine the study of clinical cases with a 100% online learning system based on repetition, combining a minimum of 8 different elements in each lesson, a real revolution with respect to the mere study and analysis of cases.

Professionals will learn through real cases and by resolving complex situations in simulated learning environments. These simulations are developed using state-of-the-art software to facilitate immersive learning.



At the forefront of world teaching, the Relearning method has managed to improve the overall satisfaction levels of professionals who complete their studies, with respect to the quality indicators of the best online university (Columbia University).

With this methodology, more than 250,000 physicians have been trained with unprecedented success in all clinical specialties regardless of surgical load. Our pedagogical methodology is developed in a highly competitive environment, with a university student body with a strong socioeconomic profile and an average age of 43.5 years old.

Relearning will allow you to learn with less effort and better performance, involving you more in your specialization, developing a critical mindset, defending arguments, and contrasting opinions: a direct equation to success.

In our program, learning is not a linear process, but rather a spiral (learn, unlearn, forget, and re-learn). Therefore, we combine each of these elements concentrically.

The overall score obtained by TECH's learning system is 8.01, according to the highest international standards.



This program offers the best educational material, prepared with professionals in mind:



Study Material

All teaching material is produced by the specialists who teach the course, specifically for the course, so that the teaching content is highly specific and precise.

These contents are then applied to the audiovisual format, to create the TECH online working method. All this, with the latest techniques that offer high quality pieces in each and every one of the materials that are made available to the student.



Surgical Techniques and Procedures on Video

TECH introduces students to the latest techniques, the latest educational advances and to the forefront of current medical techniques. All of this in direct contact with students and explained in detail so as to aid their assimilation and understanding. And best of all, you can watch the videos as many times as you like.



Interactive Summaries

The TECH team presents the contents attractively and dynamically in multimedia lessons that include audio, videos, images, diagrams, and concept maps in order to reinforce knowledge.

This exclusive educational system for presenting multimedia content was awarded by Microsoft as a "European Success Story".



Additional Reading

Recent articles, consensus documents and international guidelines, among others. In TECH's virtual library, students will have access to everything they need to complete their course.





Expert-Led Case Studies and Case Analysis

Effective learning ought to be contextual. Therefore, TECH presents real cases in which the expert will guide students, focusing on and solving the different situations: a clear and direct way to achieve the highest degree of understanding.



Testing & Retesting

We periodically evaluate and re-evaluate students' knowledge throughout the program, through assessment and self-assessment activities and exercises, so that they can see how they are achieving their goals.



Classes

There is scientific evidence on the usefulness of learning by observing experts. The system known as Learning from an Expert strengthens knowledge and memory, and generates confidence in future difficult decisions.



Quick Action Guides

TECH offers the most relevant contents of the course in the form of worksheets or quick action guides. A synthetic, practical, and effective way to help students progress in their learning.



06 Certificate

The Postgraduate Certificate in Pancreatic Oncologic Surgery guarantees students, in addition to the most rigorous and up-to-date education, access to a Postgraduate Certificate issued by TECH Technological University.



“

*Successfully complete this program
and receive your university qualification
without having to travel or fill out
laborious paperwork”*

This **Postgraduate Certificate in Pancreatic Oncologic Surgery** contains the most complete and up-to-date scientific program on the market.

After the student has passed the assessments, they will receive their corresponding **Postgraduate Certificate** issued by **TECH Technological University** via tracked delivery*.

The certificate issued by **TECH Technological University** will reflect the qualification obtained in the Postgraduate Certificate, and meets the requirements commonly demanded by labor exchanges, competitive examinations, and professional career evaluation committees.

Title: **Postgraduate Certificate in Pancreatic Oncologic Surgery**

Official N° of hours: **150 h.**



*Apostille Convention. In the event that the student wishes to have their paper certificate issued with an apostille, TECH EDUCATION will make the necessary arrangements to obtain it, at an additional cost.



Postgraduate Certificate Pancreatic Oncologic Surgery

- » Modality: online
- » Duration: 6 weeks
- » Certificate: TECH Technological University
- » Dedication: 16h/week
- » Schedule: at your own pace
- » Exams: online

Postgraduate Certificate Pancreatic Oncologic Surgery

