

Postgraduate Certificate Otology and Audiology





Postgraduate Certificate Otology and Audiology

- » Modality: online
- » Duration: 6 weeks
- » Certificate: TECH Global University
- » Credits: 6 ECTS
- » Schedule: at your own pace
- » Exams: online

Website: www.techtute.com/us/medicine/postgraduate-certificate/otology-audiology

Index

01

Introduction

p. 4

02

Objectives

p. 8

03

Course Management

p. 12

04

Structure and Content

p. 16

05

Methodology

p. 20

06

Certificate

p. 28

01

Introduction

Ear care is directly linked to the quality of one of the most important sensory elements in a patient's life. Being up to date in otology and audiology requires, however, a very intensive dedication due to the great amount and dispersion of information that is produced in this field. This Postgraduate Certificate has been created to respond to the need for a complete and up-to-date course, bringing together all the developments and advances that medical professionals need to know into one single training course.





“

All of the advances and innovations in the field of Otology and Audiology brought together in a Postgraduate Certificate unique for its quality and flexibility”

The oral cavity and the pharynx are the access points to the digestive tract, with marked involvement in the functions of both the digestive and respiratory apparatus. The clinical manifestations of this region are highly prevalent in general medicine consultations, but it is especially novel and of clinical interest to know the characteristics of swallowing disorders.

We begin with the study of the most relevant anatomy and physiology aspects of these regions, as well as their physiological characteristics applied to the swallowing. Aspects related to the pathophysiology of swallowing disorders will be evaluated. The etiological and epidemiological concepts of dysphagia will be discussed. We will cover clinical aspects and complications of swallowing disorders, their clinical and instrumental evaluation.



*A comprehensive, quality upgrade
that will allow you to advance in
this area with confidence”*

This **Postgraduate Certificate in Otology and Audiology** is the most complete and up-to-date educational program on the market. The most important features of the program include:

- ♦ Latest technology in online teaching software.
- ♦ Highly visual teaching system, supported by graphic and schematic contents that are easy to assimilate and understand.
- ♦ Practical cases presented by practising experts.
- ♦ State-of-the-art interactive video systems.
- ♦ Teaching supported by telepractice.
- ♦ Continuous updating and recycling systems.
- ♦ Self-regulating learning: full compatibility with other occupations.
- ♦ Practical exercises for self-evaluation and learning verification.
- ♦ Support groups and educational synergies: questions to the expert, debate and knowledge forums.
- ♦ Communication with the teacher and individual reflection work.
- ♦ Availability of content from any fixed or portable device with internet connection.
- ♦ Supplementary documentation databases are permanently available, even after the course.

“

Efficiency-based learning on the fundamental premise of total flexibility, allowing you to train in a way that is compatible with other occupations”

Our teaching staff is composed of medical professionals, practising specialists. In this way, we ensure that we provide you with the training update we are aiming for. A multidisciplinary team of doctors trained and experienced in different environments, who will develop the theoretical knowledge in an efficient way, but, above all, will put at the service of the course the practical knowledge derived from their own experience: one of the differential qualities of this training.

This mastery of the subject is complemented by the effectiveness of the methodology used in the design of this course. Developed by a multidisciplinary team of e-learning experts, it integrates the latest advances in educational technology. This way, you will be able to study with a range of comfortable and versatile multimedia tools that will give you the operability you need in your training.

The design of this program is based on Problem-Based Learning: an approach that conceives learning as a highly practical process. To achieve this remotely, we will use telepractice: with the help of an innovative interactive video system, and learning from an expert, you will be able to acquire the knowledge as if you were actually dealing with the scenario you are learning about. A concept that will allow you to integrate and fix learning in a more realistic and permanent way.

With a methodological design based on proven teaching techniques, this Postgraduate Certificate will take you through different teaching approaches to allow you to learn in a dynamic and effective way.



02 Objectives

The objective of this training is to offer you updated specialization in Otology and Audiology. Through a program created to train you in a progressive and constant way, you will learn and integrate the new developments in otorhinolaryngology that have been taking place in the field.



“

If your goal is to take a step toward achieving the highest medical quality, this course is for you: A training program that aspires to excellence”



General Objective

- Achieve a complete update in Otolaryngology and Audiology.





Specific Objectives

- ◆ Gain knowledge about the characteristics of middle ear pathology that can cause hearing loss, as well as the diagnostic techniques and the basis for indications of functional surgery. Technical details in surgery and how to optimize the results.

03

Course Management

For our course to be of the highest quality, we are proud to work with a teaching staff of the highest level, chosen for their proven track record. Professionals from different areas and fields of expertise that make up a complete, multidisciplinary team. A unique opportunity to learn from the best.





“

Leading professionals in the field have come together to teach you the latest advances in Pediatric Orthopedics”

International Guest Director

Dr. Jacob Brodsky is a leading pediatric otolaryngologist, internationally recognized for his expertise in the medical and surgical management of Middle and Inner Ear Diseases in children. He also directs the Balance and Vestibular Program at Boston Children's Hospital, one of the leading pediatric programs in this field worldwide. Being trained primarily in Endoscopic Ear Surgery (EES), he has revolutionized treatment standards by allowing less invasive surgeries and faster recovery for pediatric patients with conditions such as Hearing Loss, Cholesteatoma and Chronic Otitis Media.

In addition to his outstanding clinical practice, he has contributed significantly to the advancement of scientific knowledge in his field, being a prolific author of numerous publications and a regular speaker at both national and international congresses. In this way, his research has focused especially on the effects of Concussion and Head Trauma on the Inner Ear, topics that he has addressed from his position as Coordinator of the Multidisciplinary Concussion Clinic at Boston Children's Hospital.

In fact, his studies have ranged from the evaluation of vestibular function in children with concussions to the impact of cochlear implants on the quality of life of pediatric patients. In addition, his training has included a fellowship in Pediatric Otolaryngology at Boston Children's Hospital in conjunction with Harvard Medical School.

As such, Dr. Jacob Brodsky's influence in pediatric otolaryngology has extended beyond clinical practice, contributing to the development of therapies to improve the quality of life of children with Hearing and Vestibular Disorders. Likewise, his commitment to academic excellence and compassionate care has placed him at the forefront of children's health care worldwide.



Dr. Brodsky, Jacob

- ♦ Director of the Balance and Vestibular Program at Boston Children's Hospital, Boston, United States
- ♦ Coordinator of the Multidisciplinary Concussion Clinic at Boston Children's Hospital of Boston
- ♦ Academic of Otolaryngology and Head and Neck Surgery at Harvard Medical School
- ♦ General Board Certification by the American Board of Otolaryngology
- ♦ Fellow in Pediatric Otolaryngology from Harvard Medical School and Boston Children's Hospital
- ♦ Medical Degree from the University of Massachusetts

“

Thanks to TECH, you will be able to learn with the best professionals in the world”

Management



Dr. Gutiérrez Fonseca, Raimundo

- ♦ Rey Juan Carlos University Hospital Chief of Otorhinolaryngology Service (ORL).
- ♦ Rey Juan Carlos University: ORL Associate Professor
- ♦ General Secretary of the Spanish Society of ORL Head and Neck Surgery.
- ♦ Member of the Dysphagia Research Group of the European Laryngological Society.

Professors

Dr. Gutiérrez Fonseca, Raimundo

- ♦ Rey Juan Carlos University Hospital Chief of Otorhinolaryngology Service (ORL).
- ♦ Rey Juan Carlos University: ORL Associate Professor
- ♦ General Secretary of the Spanish Society of ORL Head and Neck Surgery.
- ♦ Member of the Dysphagia Research Group of the European Laryngological Society.

Dr. Lavilla Martín de Valmaseda, Maria José

- ♦ Degree in Medicine and Surgery from the University of Zaragoza. (Promotion 1981-1987)
- ♦ Specialist in Otorhinolaryngology and Cervicofacial Surgery, completed the period of Internal Medical Resident from 1989 to 1992, Salamanca Clinical Hospital
- ♦ Specialist in Otorhinolaryngology and Cervicofacial Surgery, January 1993



04

Structure and Content

The contents of this course have been developed by the different experts on the program, with a clear purpose: to ensure that our students acquire each and every one of the necessary skills to become true experts in this field.

A complete and well-structured program that will take you to the highest standards of quality and success.

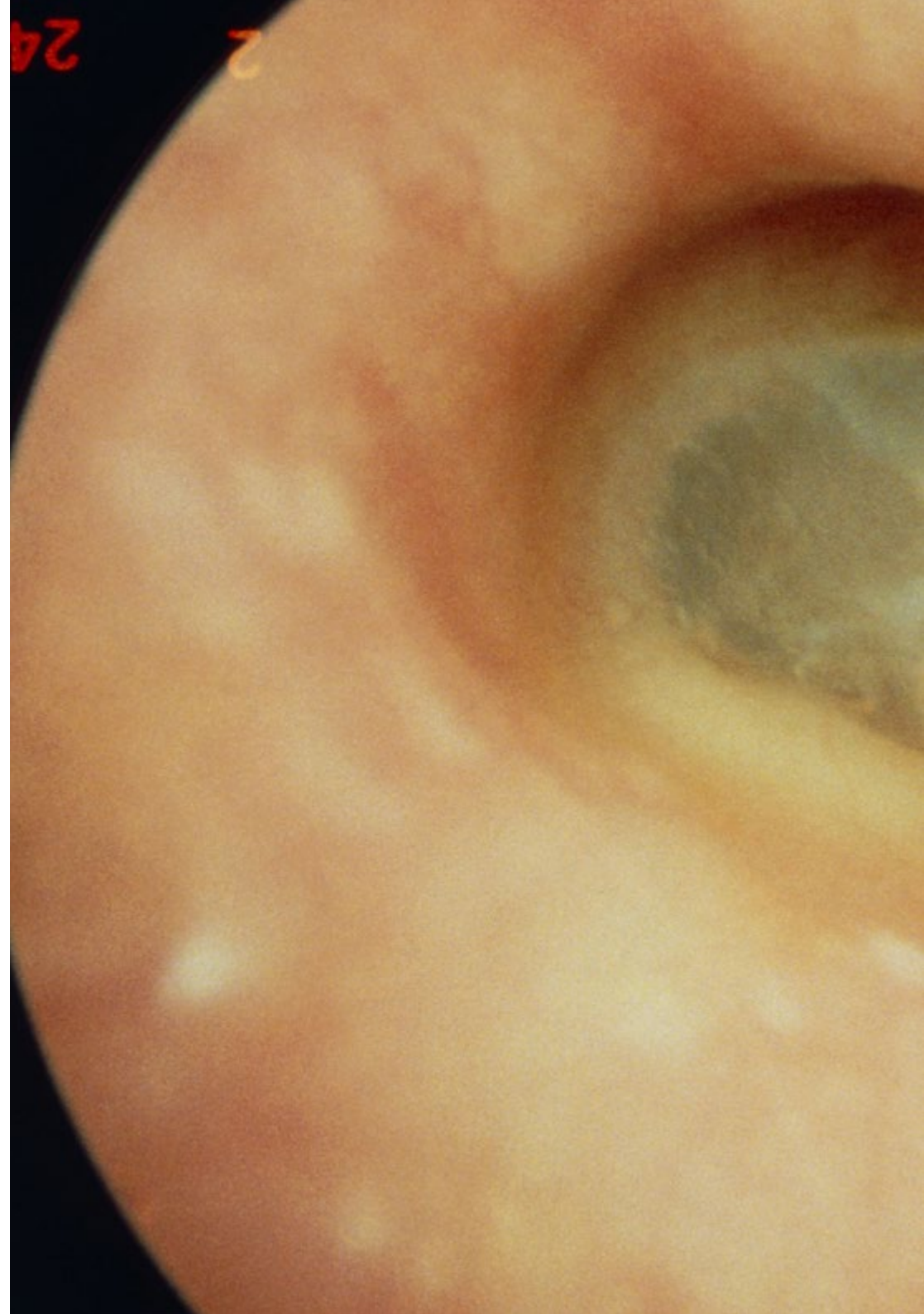


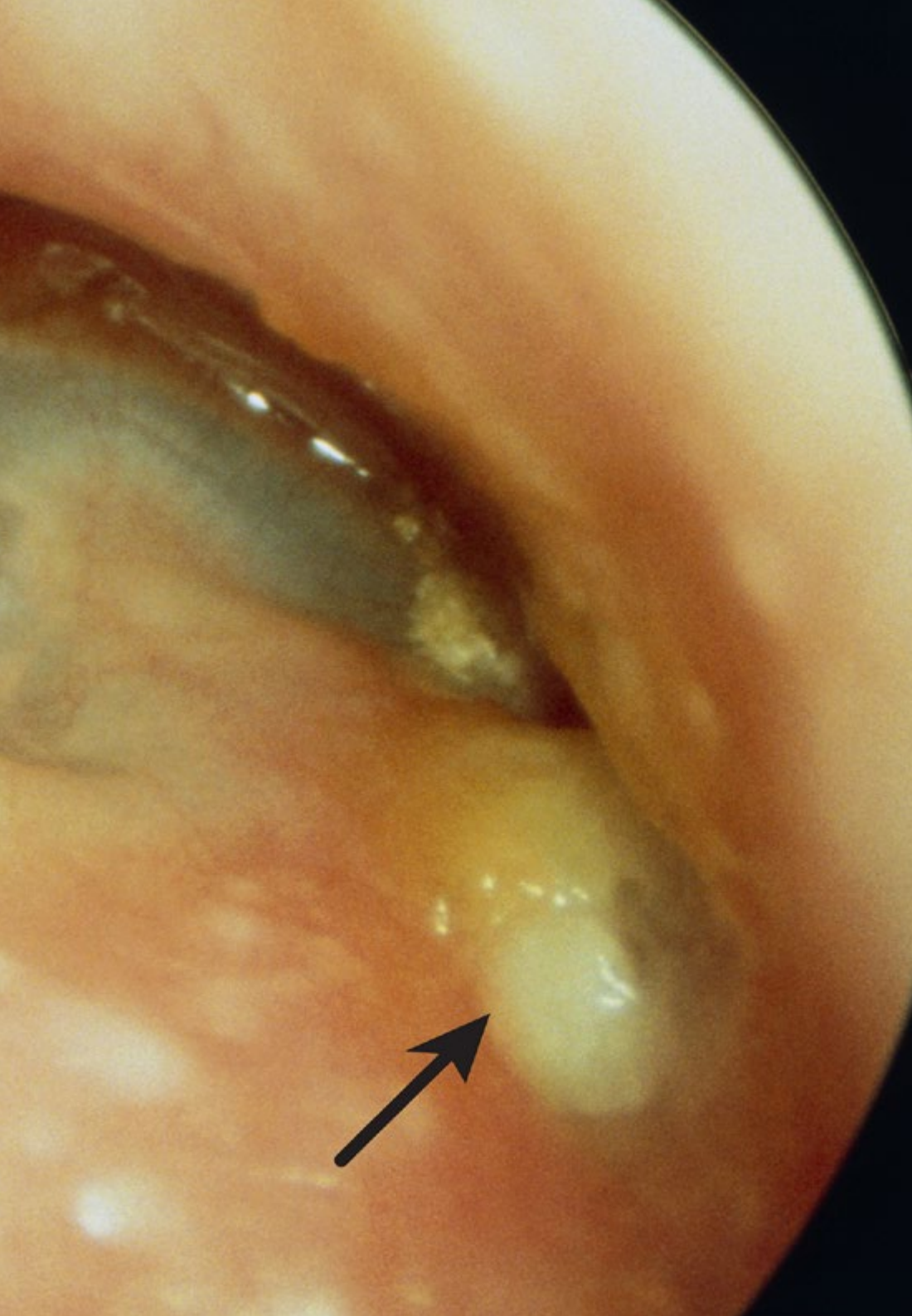
“

This course contains the most complete and up-to-date scientific program on the market"

Module 1. Otology and Audiology

- 1.1. Hearing Loss. Classification and Etiology
- 1.2. Hearing Loss Diagnosis
- 1.3. Treatment of Hearing Loss: Non-implantable Devices
- 1.4. Treatment of Hearing Loss: Bone Conduction Implants
- 1.5. Treatment of Hearing Loss: Middle Ear Implants
- 1.6. Treatment of Hearing Loss: Cochlear and Brainstem Implants
- 1.7. Audiology Applied to the Selection of Devices
- 1.8. Treatment of Conductive and Mixed Hearing Loss in Chronic Otitis Media and Middle Ear Surgery
- 1.9. Treatment of Severe and Profound Sensorineural Hearing Loss in the Chronic Hearing Problems
- 1.10. Unilateral Hearing Loss





“*A comprehensive teaching program, structured in well-developed teaching units, oriented towards learning that is compatible with your personal and professional life*”

05

Methodology

This training program provides you with a different way of learning. Our methodology uses a cyclical learning approach: *Re-learning*.

This teaching system is used in the most prestigious medical schools in the world, and major publications such as the *New England Journal of Medicine* have considered it to be one of the most effective.



“

Discover Re-learning, a system that abandons conventional linear learning, to take you through cyclical teaching systems: a way of learning that has proven to be extremely effective, especially in subjects that require memorization”

At TECH we use the Case Method

In a given situation, what would you do? Throughout the program, you will be presented with multiple simulated clinical cases based on real patients, where you will have to investigate, establish hypotheses and, finally, resolve the situation. There is an abundance of scientific evidence on the effectiveness of the method. Specialists learn better, faster, and more sustainably over time.

With TECH you can experience a way of learning that is shaking the foundations of traditional universities around the world.



According to Dr. Gervas, the clinical case is the annotated presentation of a patient, or group of patients, which becomes a "case", an example or model that illustrates some peculiar clinical component, either because of its teaching potential or because of its uniqueness or rarity. It is essential that the case is based on current professional life, trying to recreate the real conditions in professional medical practice.

“

Did you know that this method was developed in 1912 at Harvard for law students? The case method consisted of presenting students with real-life, complex situations for them to make decisions and justify their decisions on how to solve them. In 1924, Harvard adopted it as a standard teaching method”

The effectiveness of the method is justified by four fundamental achievements:

1. Students who follow this method not only grasp concepts, but also develop their mental capacity by evaluating real situations and applying their knowledge.
2. The learning process has a clear focus on practical skills that allow the student to better integrate into the real world.
3. Ideas and concepts are understood more efficiently, given that the example situations are based on real-life.
4. Students like to feel that the effort they put into their studies is worthwhile. This then translates into a greater interest in learning and more time dedicated to working on the course.



Re-learning Methodology

At TECH we enhance the Harvard case method with the best 100% online teaching methodology available: Re-learning.

Our University is the first in the world to combine the study of clinical cases with a 100% online learning system based on repetition, combining a minimum of 8 different elements in each lesson, which represent a real revolution with respect to simply studying and analyzing cases.



The physician will learn through real cases and by solving complex situations in simulated learning environments. These simulations are developed using state-of-the-art software to facilitate immersive learning.

At the forefront of world teaching, the Re-learning method has managed to improve the overall satisfaction levels of professionals who complete their studies, with respect to the quality indicators of the best Spanish-speaking online university (Columbia University).

With this methodology we have trained more than 250,000 physicians with unprecedented success, in all clinical specialties regardless of the surgical load. All this in a highly demanding environment, where the students have a strong socio-economic profile and an average age of 43.5 years.

Re-learning will allow you to learn with less effort and better performance, involving you more in your specialization, developing a critical mindset, defending arguments, and contrasting opinions: a direct equation to success.

In our program, learning is not a linear process, but rather a spiral (we learn, unlearn, forget, and re-learn). Therefore, we combine each of these elements concentrically.

The overall score obtained by our learning system is 8.01, according to the highest international standards.



In this program you will have access to the best educational material, prepared with you in mind:



Study Material

All teaching material is produced by the specialists who teach the course, specifically for the course, so that the teaching content is really specific and precise.

This content is then adapted in an audiovisual format that will create our way of working online, with the latest techniques that allow us to offer you high quality in all of the material that we provide you with.



Latest Techniques and Procedures on Video

We introduce you to the latest techniques, to the latest educational advances, to the forefront of current medical techniques. All this, in first person, with the maximum rigor, explained and detailed for your assimilation and understanding. And best of all, you can watch them as many times as you want.



Interactive Summaries

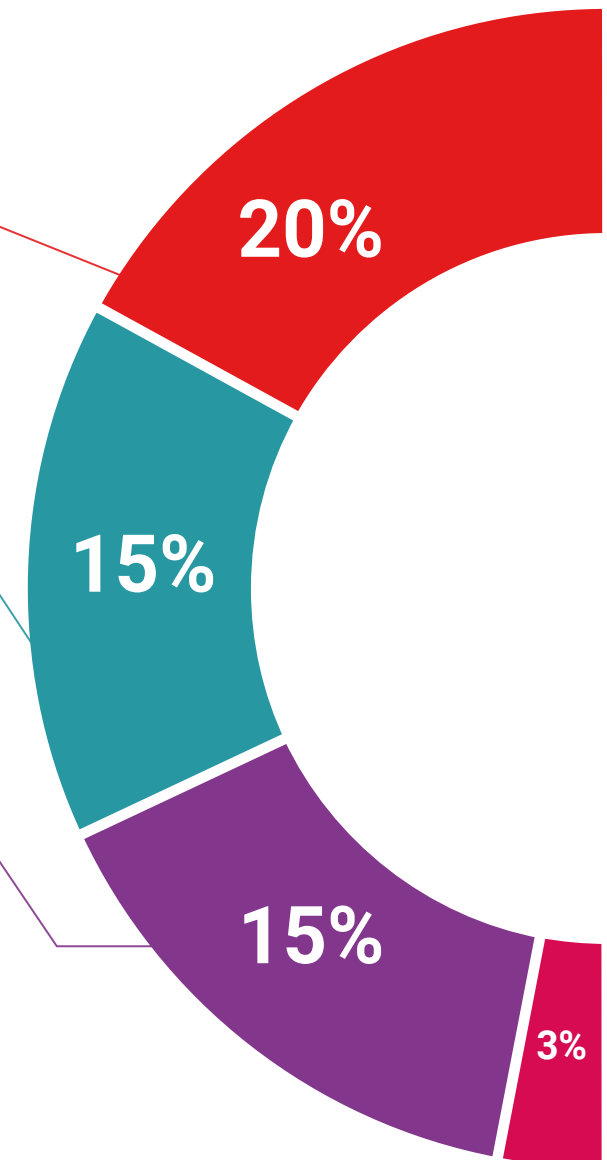
We present the contents attractively and dynamically in multimedia lessons that include audio, videos, images, diagrams, and concept maps in order to reinforce knowledge.

This unique multimedia content presentation training system was awarded by Microsoft as a "European Success Story".



Additional Reading

Recent articles, consensus documents, international guides. in our virtual library you will have access to everything you need to complete your training.





Expert-Led Case Studies and Case Analysis

Effective learning ought to be contextual. Therefore, we will present you with real case developments in which the expert will guide you through focusing on and solving the different situations: a clear and direct way to achieve the highest degree of understanding.



Testing & Retesting

We periodically evaluate and re-evaluate your knowledge throughout the program, through assessment and self-assessment activities and exercises: so that you can see how you are achieving your goals.



Classes

There is scientific evidence suggesting that observing third-party experts can be useful.

Learning from an expert strengthens knowledge and memory, and generates confidence in our difficult future decisions.



Quick Action Guides

We offer you the most relevant contents of the course in the form of worksheets or quick action guides. A synthetic, practical, and effective way to help you progress in your learning.



06 Certificate

The Postgraduate Certificate in Otolaryngology and Audiology guarantees students, in addition to the most rigorous and up-to-date training, access to a Postgraduate Certificate issued by TECH Global University.





*Include a Postgraduate Certificate in Otology and Audiology
in your qualifications: A high-quality added value for any
medical professional"*

This program will allow you to obtain your **Postgraduate Certificate in Otology and Audiology** endorsed by **TECH Global University**, the world's largest online university.

TECH Global University is an official European University publicly recognized by the Government of Andorra ([official bulletin](#)). Andorra is part of the European Higher Education Area (EHEA) since 2003. The EHEA is an initiative promoted by the European Union that aims to organize the international training framework and harmonize the higher education systems of the member countries of this space. The project promotes common values, the implementation of collaborative tools and strengthening its quality assurance mechanisms to enhance collaboration and mobility among students, researchers and academics.

This **TECH Global University** title is a European program of continuing education and professional updating that guarantees the acquisition of competencies in its area of knowledge, providing a high curricular value to the student who completes the program.

Title: **Postgraduate Certificate in Otology and Audiology**

Modality: **online**

Duration: **6 weeks**

Accreditation: **6 ECTS**



*Apostille Convention. In the event that the student wishes to have their paper diploma issued with an apostille, TECH Global University will make the necessary arrangements to obtain it, at an additional cost.

future
health confidence people
education information tutors
guarantee accreditation teaching
institutions technology learning
community commitment
personalized service innovation
knowledge present quality
development language
virtual classroom



Postgraduate Certificate Otology and Audiology

- » Modality: online
- » Duration: 6 weeks
- » Certificate: TECH Global University
- » Credits: 6 ECTS
- » Schedule: at your own pace
- » Exams: online

Postgraduate Certificate Otology and Audiology

