

# Postgraduate Certificate

## Ophthalmologic and ORL Emergencies in Primary Care





## Postgraduate Certificate

### Ophthalmologic and ORL Emergencies in Primary Care

- » Modality: online
- » Duration: 6 weeks
- » Certificate: TECH Global University
- » Credits: 3 ECTS
- » Schedule: at your own pace
- » Exams: online

Website: [www.techtute.com/us/medicine/postgraduate-certificate/ophthalmologic-oral-emergencies-primary-care](http://www.techtute.com/us/medicine/postgraduate-certificate/ophthalmologic-oral-emergencies-primary-care)

# Index

01

Introduction

---

*p. 4*

02

Objectives

---

*p. 8*

03

Course Management

---

*p. 12*

04

Structure and Content

---

*p. 16*

05

Methodology

---

*p. 20*

06

Certificate

---

*p. 28*

# 01

# Introduction

The Postgraduate Certificate in Ophthalmologic and ORL Emergencies in Primary Care is designed to update patient care procedures for non-delayable eye, ear and oropharyngeal cavity pathologies, which are frequently encountered by family physicians in their daily clinical practice, in order to identify, treat and correctly refer patients in primary health care.

*The role of physicians in Ophthalmology and ORL Emergencies in Primary Care is crucial to reduce patient mortality and comorbidity.*





“

*This Postgraduate Certificate addresses the main aspects of eye, ear, oral cavity and throat emergencies in Primary Care, so physicians are able to face situations that may compromise patient health. Learn how to identify, initially care for and eventually transfer patients with severe musculoskeletal system and neurological pathologies from primary health care to the hospital”*

This Postgraduate Certificate in Ophthalmologic and ORL Emergencies in Primary Care is a complete program that includes comprehensive systematized action plans for otorhinolaryngologic etiology, which must be faced by medical professionals in primary care in their daily clinical practice, helping them to make prompt and accurate decisions.

The program includes the approach to eyelid and lacrimal system pathologies, as well as red eye, ocular aggressions and sudden vision loss. Furthermore, it delves into infectious processes in the ear, mouth and throat, epistaxis and vertigo, developing techniques for foreign body extraction and managing sudden deafness.

The program contents are based on the latest scientific evidence and the experience of renowned professionals in the field of Primary Care, which makes it practical and easy to transfer to routine clinical work.

This **Postgraduate Certificate in Ophthalmologic and ORL Emergencies in Primary Care** is the most complete and up-to-date scientific program on the market. The most important features of the Postgraduate Certificate are:

- ♦ Clinical cases presented by experts in the different specialties. The graphic, schematic, and eminently practical contents with which they are created, provide scientific and practical information on the disciplines that are essential for professional practice.
- ♦ Diagnostic and therapeutic innovations in responding to ophthalmological and otorhinolaryngological emergencies.
- ♦ An algorithm-based interactive learning system for decision-making in the clinical situations presented throughout the course.
- ♦ With a special emphasis on evidence-based medicine and research methodologies in emergencies.
- ♦ All of this will be complemented by theoretical lessons, questions to the expert, debate forums on controversial topics, and individual reflection assignments.
- ♦ Content that is accessible from any fixed or portable device with an Internet connection.



*Expand your knowledge through the Postgraduate Certificate in Ophthalmologic and ORL Emergencies in Primary Care in a practical way adapted to your needs”*

“

*This Postgraduate Certificate may be the best investment you can make when choosing a refresher program for two reasons: in addition to updating your knowledge of ophthalmological and otorhinolaryngology emergencies in Primary Care, you will obtain a qualification from TECH - Technological University”*

Forming part of the teaching staff is a group of professionals in the field of Primary Care emergencies, who bring to this training their work experience, as well as renowned specialists recognized by esteemed scientific communities.

The multimedia content developed with the latest educational technology will provide the professional with situated and contextual learning, i.e., a simulated environment that will provide an immersive training program to train in real situations.

Problem-Based Learning underpins this program design, and the doctor must use it to try and solve the different professional practice situations that arise throughout the Postgraduate Certificate. For this reason, you will be assisted by an innovative, interactive video system created by renowned experts in the field of the primary health care emergencies with extensive teaching experience.

*This Postgraduate Certificate includes real clinical cases and exercises to bring the development of the program closer to clinical practice.*

*Take the opportunity to update your knowledge of ophthalmological and otorhinolaryngology emergencies to improve patient care.*



# 02

# Objectives

The main program objective is to develop theoretical and practical learning, so that physicians can practically and rigorously master the approach to patients in an emergency situation in primary health care.





“

*This program will provide you with the skills to carry out your medical praxis with confidence, which will help you grow both personally and professionally”*



## General Objective

---

- Provide action rules for dealing with the ophthalmological and otorhinolaryngology emergencies that family physicians must face in their daily clinical practice, helping them to make prompt and accurate decisions.

“

*Seize the opportunity and take the step to get up to date on the latest developments in ophthalmological and otorhinolaryngology emergencies in Primary Care”*





## Specific Objectives

---

- ♦ Define eyelid diseases and their main causes.
- ♦ Describe red eye etiology and pathogenesis.
- ♦ Establish the typical clinical features of epistaxis.
- ♦ Point out the most common precipitating agents in ocular aggressions.
- ♦ Describe the most frequent infectious processes in primary care.
- ♦ Address patient management for vertigo.
- ♦ Determine the causes, symptomatology and approach to lacrimal diseases.
- ♦ Explain the diagnosis and treatment of sudden deafness.
- ♦ Describe the foreign bodies present in otorhinolaryngology emergencies.

# 04

# Course Management

This program includes highly regarded health professionals in the field of emergency care in its teaching staff, who bring the experience of their work to this training. In addition, renowned specialists, members of prestigious national and international scientific communities, are involved in designing and preparing the program.





“

*Learn the latest advances in medical procedures for ophthalmological and otorhinolaryngology emergencies in primary health care from leading professionals”*

## Director Invitado Internacional

Como **Director Nacional de Innovación Clínica** en US Acute Care Solutions, el **Doctor Jesse M. Pines** es una de las figuras más reconocidas en el **Ámbito de la Medicina de Urgencias y Servicios Sanitarios**. De hecho, entre sus logros destaca la creación y ejecución del primer modelo de pago alternativo gubernamental (ED EQUIP, en Maryland) para reducir el costo total de la atención. Además, lidera el desarrollo e implementación de programas de Telemedicina que cubren una gran variedad de especialidades, incluyendo las Urgencias, Psiquiatría y Unidades de Cuidados Intensivos, entre otros.

Su gran experiencia en el **liderazgo médico**, diseño de estudios sobre grandes bases de datos e investigación en Big Data le han llevado a publicar más de 350 artículos revisados por pares y escribiendo siete libros sobre estas áreas. Su trabajo ha sido reconocido a nivel internacional en diferentes medios de gran renombre, incluyendo la revista TIME, el Wall Street Journal y el Slate Magazine.

Sus más de dos décadas de experiencia le han valido para ocupar diversos cargos de liderazgo en la Universidad George Washington. Entre ellos, destaca especialmente el de **Director** del Centro de Innovación e Investigación Sanitaria, liderando también el programa de Research Fellowship y el centro para la calidad de la atención sanitaria.

Así, durante toda su trayectoria, el **Doctor Jesse M. Pines** ha recibido múltiples reconocimientos, otorgados tanto a los artículos que ha publicado como a su propia labor y contribución en el **Campo de la Medicina de Urgencias**. También es el **Presidente del grupo de trabajo sobre Nuevos Modelos de Práctica Profesional de la American College of Emergency Physicians (ACEP)**, ocupando diversos cargos tanto en la propia ACEP como en la Society for Academic Emergency Medicine y la American Academy of Emergency Medicine.



## Dr. Pines, Jesse M.

---

- ♦ Director Nacional de Innovación Clínica en US Acute Care Solutions, Estados Unidos
- ♦ Médico de Urgencias en Allegheny Health Network
- ♦ Profesor de Medicina de Urgencias en la Universidad George Washington
- ♦ Profesor de Medicina de Urgencias en la Universidad de Drexel
- ♦ Director del Medical Research Fellowship Program de la Universidad George Washington
- ♦ Director del Centro de Innovación e Investigación Sanitaria de la Universidad George Washington
- ♦ Doctor en Medicina por la Universidad de Georgetown
- ♦ Máster en Administración de Empresas por la Universidad de Georgetown
- ♦ Máster en Epidemiología Clínica por la Universidad de Pensilvania



*Gracias a TECH podrás aprender con los mejores profesionales del mundo”*

## Management



### Dr. Vicente Fco Roig D' Cunha-Kamath


- Degree in Medicine from the University of Valencia
- Specialist via MIR in Family and Community Medicine
- Assistant Physician in the Emergency Me.dicine Department at Valencia Clinical University Hospital
- Professor of Human Anatomy at the European University of Valencia.
- Physician at the Valencia Health and Community Foundation.
- Doctor for the ASCIRES group



## Professors

### **Dr. Brasó Aznar, José Vicente**

- ♦ Hospital Emergency Physician
- ♦ Associate Professor of Emergency Medicine at the Faculty of Medicine of the University of Valencia.
- ♦ Head of Department Emergency Medicine. Ribera University Hospital



05

# Structure and Content

The content structure has been designed by a team of professionals who recognize the implications of training in daily medical praxis for ophthalmologic and otorhinolaryngologic emergencies in Primary Care, who are aware of the relevance of current specialization to treat patients with emergency pathologies, and who are committed to quality teaching using new educational technologies.



A close-up photograph of a person's mouth during a dental procedure. A white dental instrument is visible, and the tongue is partially visible. The background is a dark blue and white geometric design.

“

*This Postgraduate Certificate in Ophthalmologic and ORL Emergencies in Primary Care is the most complete and up-to-date scientific program on the market”*

### Module 1. Ophthalmologic Emergencies

- 1.1. Eyelid and Lacrimal System Diseases
- 1.2. Pink Eye
- 1.3. Sudden Loss of Vision
- 1.4. Eye Injuries.

### Module 2. Otorhinolaringologic Emergencies

- 2.1 Infectious Processes in ORL
- 2.2. Foreign Objects in ORL
- 2.3. Epistaxis
- 2.4. Vertigo.
- 2.5. Sudden Loss of Hearing.





“

*A unique, key, and decisive  
training experience to boost your  
professional development”*

06

# Methodology

This training program provides you with a different way of learning. Our methodology uses a cyclical learning approach: ***Re-learning***.

This teaching system is used in the most prestigious medical schools in the world, and major publications such as the ***New England Journal of Medicine*** have considered it to be one of the most effective.



“

*Discover Re-learning, a system that abandons conventional linear learning, to take you through cyclical teaching systems: a way of learning that has proven to be extremely effective, especially in subjects that require memorization”*

## At TECH we use the Case Method

In a given situation, what would you do? Throughout the program, you will be presented with multiple simulated clinical cases based on real patients, where you will have to investigate, establish hypotheses and, finally, resolve the situation. There is an abundance of scientific evidence on the effectiveness of the method. Specialists learn better, faster, and more sustainably over time.

*With TECH you can experience a way of learning that is shaking the foundations of traditional universities around the world.*



According to Dr. Gervas, the clinical case is the annotated presentation of a patient, or group of patients, which becomes a "case", an example or model that illustrates some peculiar clinical component, either because of its teaching potential or because of its uniqueness or rarity. It is essential that the case is based on current professional life, trying to recreate the real conditions in professional medical practice.



“

*Did you know that this method was developed in 1912 at Harvard for law students? The case method consisted of presenting students with real-life, complex situations for them to make decisions and justify their decisions on how to solve them. In 1924, Harvard adopted it as a standard teaching method”*

The effectiveness of the method is justified by four fundamental achievements:

1. Students who follow this method not only grasp concepts, but also develop their mental capacity by evaluating real situations and applying their knowledge.
2. The learning process has a clear focus on practical skills that allow the student to better integrate into the real world.
3. Ideas and concepts are understood more efficiently, given that the example situations are based on real-life.
4. Students like to feel that the effort they put into their studies is worthwhile. This then translates into a greater interest in learning and more time dedicated to working on the course.



## Re-learning Methodology

At TECH we enhance the Harvard case method with the best 100% online teaching methodology available: Re-learning.

Our University is the first in the world to combine the study of clinical cases with a 100% online learning system based on repetition, combining a minimum of 8 different elements in each lesson, which represent a real revolution with respect to simply studying and analyzing cases.



*The physician will learn through real cases and by solving complex situations in simulated learning environments. These simulations are developed using state-of-the-art software to facilitate immersive learning.*

At the forefront of world teaching, the Re-learning method has managed to improve the overall satisfaction levels of professionals who complete their studies, with respect to the quality indicators of the best Spanish-speaking online university (Columbia University).

With this methodology we have trained more than 250,000 physicians with unprecedented success, in all clinical specialties regardless of the surgical load. All this in a highly demanding environment, where the students have a strong socio-economic profile and an average age of 43.5 years.


*Re-learning will allow you to learn with less effort and better performance, involving you more in your specialization, developing a critical mindset, defending arguments, and contrasting opinions: a direct equation to success.*

In our program, learning is not a linear process, but rather a spiral (we learn, unlearn, forget, and re-learn). Therefore, we combine each of these elements concentrically.

The overall score obtained by our learning system is 8.01, according to the highest international standards.



In this program you will have access to the best educational material, prepared with you in mind:



#### Study Material

All teaching material is produced by the specialists who teach the course, specifically for the course, so that the teaching content is really specific and precise.

This content is then adapted in an audiovisual format that will create our way of working online, with the latest techniques that allow us to offer you high quality in all of the material that we provide you with.



#### Latest Techniques and Procedures on Video

We introduce you to the latest techniques, to the latest educational advances, to the forefront of current medical techniques. All this, in first person, with the maximum rigor, explained and detailed for your assimilation and understanding. And best of all, you can watch them as many times as you want.



#### Interactive Summaries

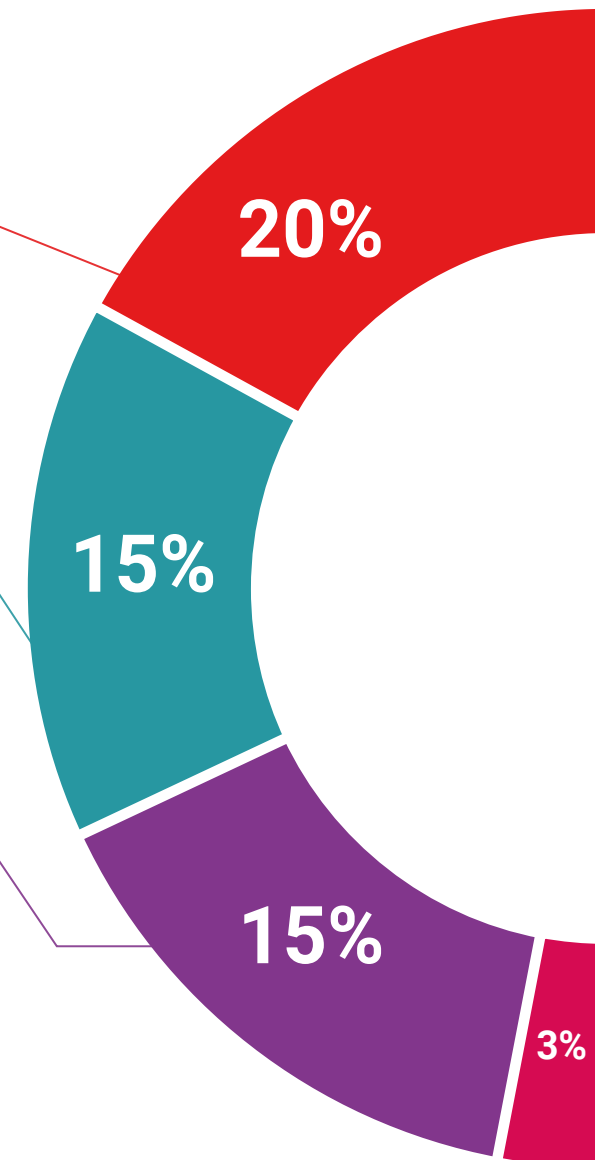
We present the contents attractively and dynamically in multimedia lessons that include audio, videos, images, diagrams, and concept maps in order to reinforce knowledge.

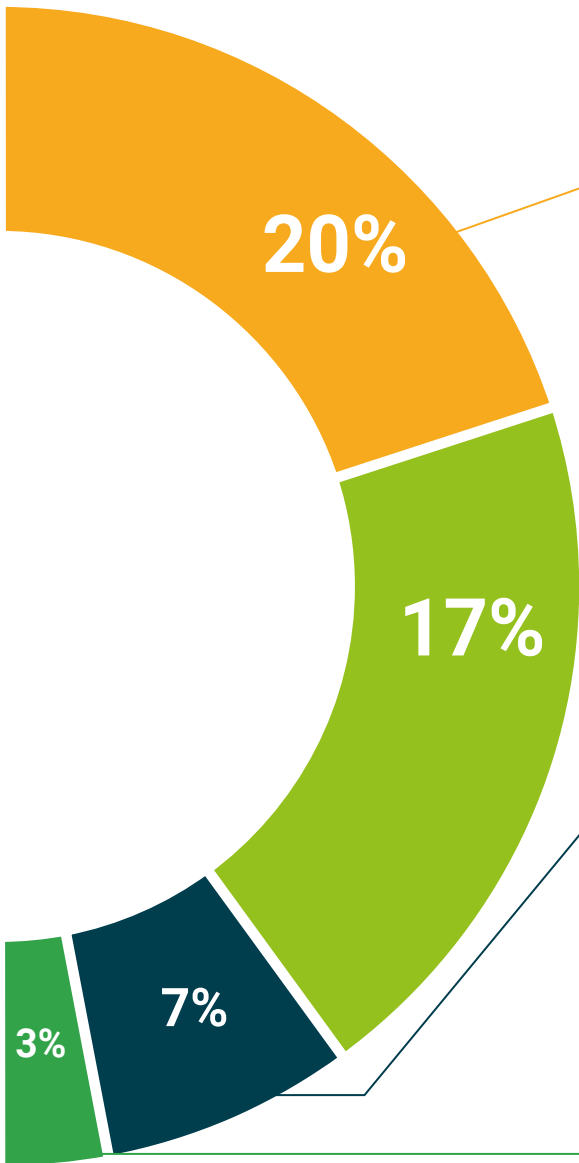
This unique multimedia content presentation training system was awarded by Microsoft as a "European Success Story".



#### Additional Reading

Recent articles, consensus documents, international guides. in our virtual library you will have access to everything you need to complete your training.





**Expert-Led Case Studies and Case Analysis**

Effective learning ought to be contextual. Therefore, we will present you with real case developments in which the expert will guide you through focusing on and solving the different situations: a clear and direct way to achieve the highest degree of understanding.



**Testing & Retesting**

We periodically evaluate and re-evaluate your knowledge throughout the program, through assessment and self-assessment activities and exercises: so that you can see how you are achieving your goals.



**Classes**

There is scientific evidence suggesting that observing third-party experts can be useful.  
Learning from an expert strengthens knowledge and memory, and generates confidence in our difficult future decisions.



**Quick Action Guides**

We offer you the most relevant contents of the course in the form of worksheets or quick action guides. A synthetic, practical, and effective way to help you progress in your learning.



06

# Certificate

The Postgraduate Certificate in Ophthalmologic and ORL Emergencies in Primary Care guarantees, in addition to the most accurate and up-to-date training, access to a qualification issued by TECH - Technological University.



“

*Successfully complete this training and receive your university degree without travel or laborious paperwork”*

The Postgraduate Certificate in **Postgraduate Certificate in Ophthalmologic and ORL Emergencies in Primary Care** guarantees students, in addition to the most rigorous and up-to-date education, access to a Postgraduate Certificate issued by **TECH Global University**.

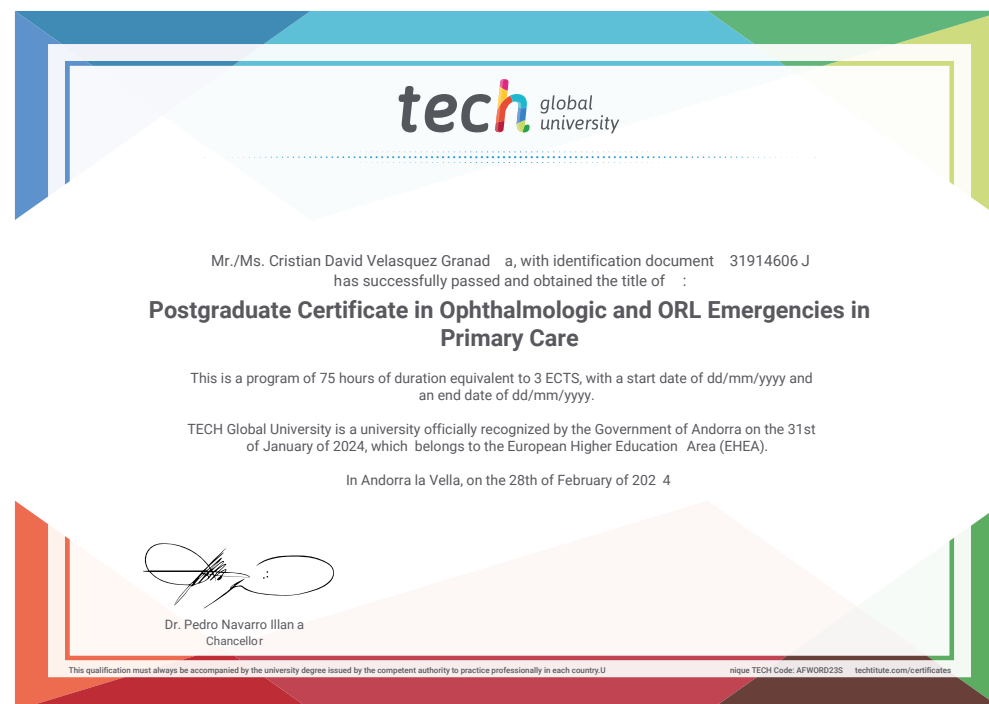
**TECH Global University** is an official European University publicly recognized by the Government of Andorra (*official bulletin*). Andorra is part of the European Higher Education Area (EHEA) since 2003. The EHEA is an initiative promoted by the European Union that aims to organize the international training framework and harmonize the higher education systems of the member countries of this space. The project promotes common values, the implementation of collaborative tools and strengthening its quality assurance mechanisms to enhance collaboration and mobility among students, researchers and academics.

This **TECH Global University** title is a European program of continuing education and professional updating that guarantees the acquisition of competencies in its area of knowledge, providing a high curricular value to the student who completes the program.

Title: **Postgraduate Certificate in Ophthalmologic and ORL Emergencies in Primary Care**

ECTS: 3

No. Teaching Hours: **75**



\*Apostille Convention. In the event that the student wishes to have their paper diploma Apostilled, TECH EDUCATION will make the necessary arrangements to obtain it at an additional cost of €140 plus shipping costs of the Apostilled diploma.



future  
health confidence people  
education information tutors  
guarantee accreditation teaching  
institutions technology learning  
community commitment  
personalized service innovation  
knowledge present  
online training  
development languages  
virtual classroom



## Postgraduate Certificate

Ophthalmologic and ORL  
Emergencies in Primary  
Care

- » Modality: online
- » Duration: 6 weeks
- » Certificate: TECH Global University
- » Credits: 3 ECTS
- » Schedule: at your own pace
- » Exams: online

# Postgraduate Certificate

## Ophthalmologic and ORL Emergencies in Primary Care

