

Postgraduate Certificate

Oncologic Pain





Postgraduate Certificate Oncologic Pain

- » Modality: online
- » Duration: 6 weeks
- » Certificate: TECH Technological University
- » Dedication: 16h/week
- » Schedule: at your own pace
- » Exams: online

Website: www.techtitute.com/pk/medicine/postgraduate-certificate/oncologic-pain

Index

01

Introduction

p. 4

02

Objectives

p. 8

03

Course Management

p. 12

04

Structure and Content

p. 18

05

Methodology

p. 22

06

Certificate

p. 30

01 Introduction

Pain is a frequent symptom among patients suffering from oncologic pathology. Today, oncologic pain is considered uncontrolled in many cases. This makes it necessary for specialists to update their knowledge with training such as this course, which provides the tools to reach a correct diagnosis and therapeutic management of cancer pain.



“

Learning to manage patients' pain is one of the most important aspects of doctors"

Some of the reasons why cancer pain is not controlled are the natural evolution of the underlying pathology, which is usually invasive in nature, since it is a mixed type of pain with an osteomuscular, visceral and neuropathic component in a high percentage of cases.

For this reason, the study of oncologic pain is necessary for physicians treating patients with tumor pathologies.

This course is designed to provide students with specific knowledge in the management and control of pain of tumor origin. Furthermore, they will be shown the necessary tools for an adequate approach to pain in acute situations, such as an eventual surgery.

The course deals with oncological pain from multiple fields, such as its pathophysiology, social component or its psychological component, and brings the student closer to the methodology for assessment and diagnosis, as well as to the measures currently available for its treatment.

Aspects of pain in some of the tumors that most frequently affect the population and pain management in the terminally ill patient will also be discussed.

This Postgraduate Certificate has been designed by anesthesiologists with extensive experience in pain management, both acute and chronic, in daily clinical practice, so it offers Students a global vision of the clinical problem of pain in our environment.

This **Postgraduate Certificate in Oncologic Pain** contains the most complete and up-to-date scientific program on the market. The most important features of the course are:

- ♦ Practical cases presented by experts in Chronic Pain.
- ♦ The graphic, schematic, and eminently practical contents with which they are created provide scientific and practical information on the disciplines that are essential for professional practice.
- ♦ The latest developments in Chronic Pain.
- ♦ Practical exercises where the self-assessment process can be carried out to improve learning.
- ♦ Special emphasis on innovative methodologies in chronic pain
- ♦ Theoretical lessons, questions to the expert, debate forums on controversial topics, and individual reflection assignments.
- ♦ Content that is accessible from any fixed or portable device with an Internet connection.



This training program is the best option you can find to specialize in Oncologic Pain”

“

Do not hesitate to take this training with us. You will update your knowledge in Oncologic pain and obtain a certificate from TECH Technological University"

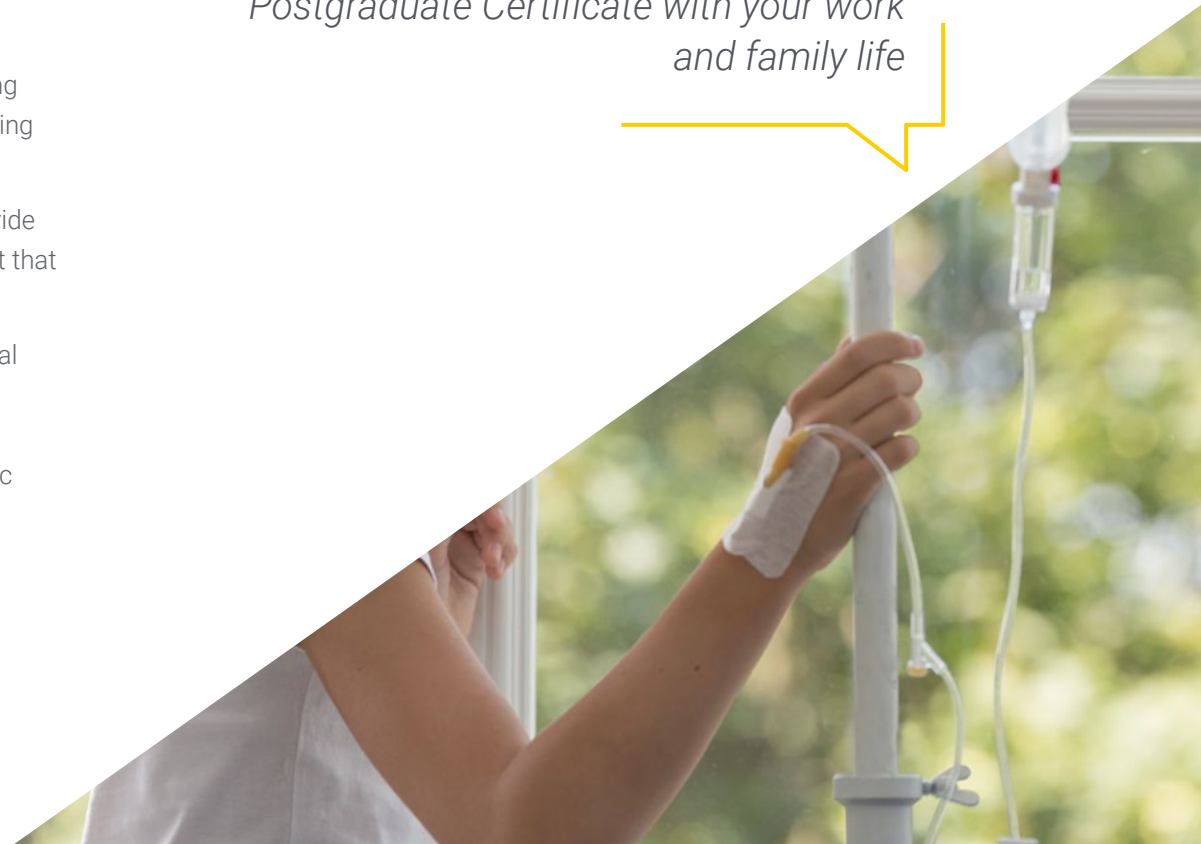
The teaching staff includes professionals from the field of Oncologic Pain, who bring their experience to this training program, as well as renowned specialists from leading communities and prestigious universities.

The multimedia content, developed with the latest educational technology, will provide the professional with situated and contextual learning, i.e., a simulated environment that will provide immersive training programmed to train in real situations.

This program is designed around Problem Based Learning, whereby the professional must try to solve the different professional practice situations that arise during the academic year. For this purpose, the professional will be assisted by an innovative interactive video system created by renowned and experienced experts in Oncologic Pain with extensive experience.

This Postgraduate Certificate will allow you to train with the best didactic methodology and in simulated scenarios that will allow you to train in real situations

As it is 100% online, you will be able to combine the completion of this Postgraduate Certificate with your work and family life



02 Objectives

The Postgraduate Certificate in Oncologic Pain is designed to facilitate the performance of medical professionals by providing them with the latest advances and the most innovative treatments in the sector.



“

Thanks to this Postgraduate Certificate you will be able to increase your knowledge in Oncologic Pain and offer more accurate treatments to your patients”



General Objective

- Update knowledge on pathophysiology, neuroanatomy, and etiopathogenesis of pain.
- Acquire the skills to adequately assess pain based on the patient's clinical history and physical examination.
- Obtain the necessary knowledge to determine the diagnostic methodology in the patient suffering from pain.
- Establish the updated theoretical basis of pharmacological therapies useful in the treatment of pain
- Know the advances in non-pharmacological therapies and invasive therapies in the control of acute and chronic pain.
- Develop competencies for the adequate control of pain in the perioperative period in different clinical situations and surgical procedures.
- Broaden knowledge of pain management in the gynecological and obstetrical field.
- Delve into the most relevant concepts of pain management in pediatric patients.
- Achieve the ability to define, evaluate, and determine the diagnostic and therapeutic approach in patients with chronic pain of neuropathic, musculoskeletal, oncologic, and visceral origin.





Specific Objectives

Module 1. Chronic Pain: Oncologic Pain

- ◆ Approach the Basic Theoretical Concepts of Oncologic Pain and its Physiopathology.
- ◆ Provide Tools for the Evaluation and Classification of Oncologic Pain.
- ◆ Show the Current Methods to Reach the Correct Diagnosis of Oncologic Pain.
- ◆ Approach Multidisciplinary Strategies for the Therapy of Oncologic Pain.
- ◆ Establish Specific Diagnostic and Therapeutic Aspects of Pain Management in Common Oncologic Processes.
- ◆ Offer Tools for the Approach to Pain Control in the Terminal Stage of the Oncologic Patient's Life.



03 Course Management

The program's teaching staff includes leading experts in Oncologic Pain who contribute their vast work experience to this training program. Additionally, other recognized experts have participated in its design and preparation, complementing the program in an interdisciplinary manner.



“

Leading professionals in the field have come together to teach you the latest advances in Oncologic Pain”

International Guest Director

Dr. Shehebar specializes in sports/spinal pain management, musculoskeletal medicine and cancer pain management. He utilizes several treatment modalities uniquely tailored to the patient. Each can expect a highly personalized, evidence-based medical evaluation to analyze, diagnose and treat pain symptoms or pain-related conditions.

Dr. Shehebar performs epidurals, medial branch (facet blocks), radiofrequency ablation, muscle trigger point injections, spinal cord/peripheral nerve stimulators, platelet rich plasma, joint and nerve injections using imaging guidance including fluoroscopy and ultrasonography. He is part of the comprehensive pain management subdepartment and is interested in employing multimodal therapies along with rehabilitation techniques.

Dr. Mourad M. Shehebar is an Assistant Professor of Anesthesiology, Perioperative and Pain Medicine at the Icahn School of Medicine at Mount Sinai. He received his undergraduate degree in Psychology and Biology from Baruch College in New York and his medical degree from the George Washington University School of Medicine and Health Sciences, Washington, D.C.

After a medical internship at Beth Israel Medical Center, Dr. Shehebar completed his board certification residency in Anesthesiology at the Icahn School of Medicine at Mount Sinai and, in addition, completed his fellowship in Interventional Pain Medicine at the Icahn School of Medicine at Mount Sinai.

As of January 2020, Dr. Shehebar has assumed the role of Associate Director of the Mount Sinai Pain Fellowship Program. In 2022, Dr. Shehebar has been promoted to Director of the Pain Management Fellowship Program at Mount Sinai.

He has been featured in New York Magazine and has also been named: Castle Connolly's Top Doctors New York Metro Area: 2021, 2022.



Dr. Shehebar, Mourad M.

- Director of the Pain Management Fellowship Program at Mount Sinai - New York
- Mount Sinai Health System Pain Unit Physician.
- Assistant Professor of Anesthesiology, Perioperative and Pain Medicine at the Icahn School of Medicine at Mount Sinai.
- Mount Sinai New York Pain Medicine Fellow
- Resident, Department of Anesthesiology Mount Sinai Hospital, New York
- Intern, Internal Medicine, Mount Sinai Beth Israel Internal Medicine
- Medical Degree, George Washington University, Washington D.C.
- B.A. Summa Cum Laude in Psychology and Biology from Baruch College in New York City

“

Thanks to TECH, you will be able to learn with the best professionals in the world”

Management



Dr. Arance García, Magdalena

- ♦ Degree in Medicine and Surgery from the University of Seville (July 2000).
- ♦ Specialty in Anesthesia, Resuscitation, and Pain Therapy. Virgen Arrixaca University Hospital. Mucia 2002-2006
- ♦ Specialist in Anesthesiology and Resuscitation. Clinical Management Unit Surgical Block. Virgen del Rocío University Hospital (Seville)

Professors

Dr. Ángel Redondo, Lucía

- ♦ Degree in Medicine. Degree Obtained at the University of Seville. 2003-2011.
- ♦ Specialty in Anesthesia, Resuscitation, and Pain Therapy.
- ♦ Residency at the University Hospital San Pedro de Alcántara (Cáceres). 2014-2018.
- ♦ FEA of Anesthesia, Resuscitation, and Pain Therapy.
- ♦ Andalusian Health Service. Virgen del Rocío University Hospital. Seville Chronic Pain Unit. Since 2018



04 Structure and Content

The structure of the content has been designed by leading professionals in Oncologic Pain, with extensive experience and recognized prestige in the profession, backed by the volume of cases reviewed, studied, and diagnosed, and with extensive knowledge of new technologies applied to anesthesiology.





“

This Postgraduate Certificate in Oncologic Pain contains the most complete and up-to-date scientific program on the market”

Module 1. Chronic Pain: Oncologic Pain

- 1.1. General Aspects of Cancer Pain. Current Situation of Oncologic Pain in Our Environment.
- 1.2. Pathophysiology of Oncologic Pain.
- 1.3. Evaluation of Pain in the Oncologic Patient.
- 1.4. Diagnostic Management of Oncologic Pain.
- 1.5. Pharmacological Treatment of Oncologic Pain.
- 1.6. Non-pharmacological Treatment of Oncologic Pain.
- 1.7. Interventional Treatment of Oncological Pain.
- 1.8. Psychological Treatment of Oncological Pain.
- 1.9. Specific Considerations in Different Types of Tumors.
- 1.10. Palliative Treatment in the Patient with Oncologic Pain.





“

This training will allow you to advance in your career comfortably”

05

Methodology

This training program provides you with a different way of learning. Our methodology uses a cyclical learning approach: ***Re-learning***.

This teaching system is used in the most prestigious medical schools in the world, and major publications such as the ***New England Journal of Medicine*** have considered it to be one of the most effective.



“

Discover Re-learning, a system that abandons conventional linear learning, to take you through cyclical teaching systems: a way of learning that has proven to be extremely effective, especially in subjects that require memorization"

At TECH we use the Case Method

In a given situation, what would you do? Throughout the program, you will be presented with multiple simulated clinical cases based on real patients, where you will have to investigate, establish hypotheses and, finally, resolve the situation. There is abundant scientific evidence on the effectiveness of the method. Specialists learn better, faster, and more sustainably over time.

With TECH you can experience a way of learning that is shaking the foundations of traditional universities around the world



According to Dr. Gervas, the clinical case is the annotated presentation of a patient, or group of patients, which becomes a "case", an example or model that illustrates some peculiar clinical component, either because of its teaching potential or because of its uniqueness or rarity. It is essential that the case is based on current professional life, trying to recreate the real conditions in professional medical practice.

“

Did you know that this method was developed in 1912 at Harvard for law students? The case method consisted of presenting students with real-life, complex situations for them to make decisions and justify their decisions on how to solve them. In 1924, Harvard adopted it as a standard teaching method”

The effectiveness of the method is justified by four fundamental achievements:

1. Students who follow this method not only grasp concepts, but also develop their mental capacity by evaluating real situations and applying their knowledge.
2. The learning process has a clear focus on practical skills that allow the student to better integrate into the real world.
3. Ideas and concepts are understood more efficiently, given that the example situations are based on real-life.
4. Students like to feel that the effort they put into their studies is worthwhile. This then translates into a greater interest in learning and more time dedicated to working on the course.



Re-learning Methodology

At TECH we enhance the Harvard case method with the best 100% online teaching methodology available: Re-learning.

Our University is the first in the world to combine the study of clinical cases with a 100% online learning system based on repetition, combining a minimum of 8 different elements in each lesson, which represent a real revolution with respect to simply studying and analyzing cases.



The physician will learn through real cases and by solving complex situations in simulated learning environments These simulations are developed using state-of-the-art software to facilitate immersive learning

At the forefront of world teaching, the Re-learning method has managed to improve the overall satisfaction levels of professionals who complete their studies, with respect to the quality indicators of the best Spanish-speaking online university (Columbia University).

With this methodology we have trained more than 250,000 physicians with unprecedented success, in all clinical specialties regardless of the surgical load. All this in a highly demanding environment, where the students have a strong socio-economic profile and an average age of 43.5 years.

Re-learning will allow you to learn with less effort and better performance, involving you more in your specialization, developing a critical mindset, defending arguments, and contrasting opinions: a direct equation to success

In our program, learning is not a linear process, but rather a spiral (we learn, unlearn, forget, and re-learn). Therefore, we combine each of these elements concentrically.

The overall score obtained by our learning system is 8.01, according to the highest international standards



In this program you will have access to the best educational material, prepared with you in mind.



Study Material

After a complex production process, we transform the best content into high-quality educational and audiovisual multimedia. We select the best syllabus and make it available to you. Everything you need to acquire in-depth knowledge of a discipline, from A to Z. Lessons written and chosen by specialists in each of the disciplines.



Surgical techniques and clinical procedures on video

We bring you closer to the newest techniques, to the latest scientific advances, to the forefront of doctor news. All this, in first person, with the maximum rigor, explained and detailed for your assimilation and understanding. And best of all, you can watch them as many times as you want.



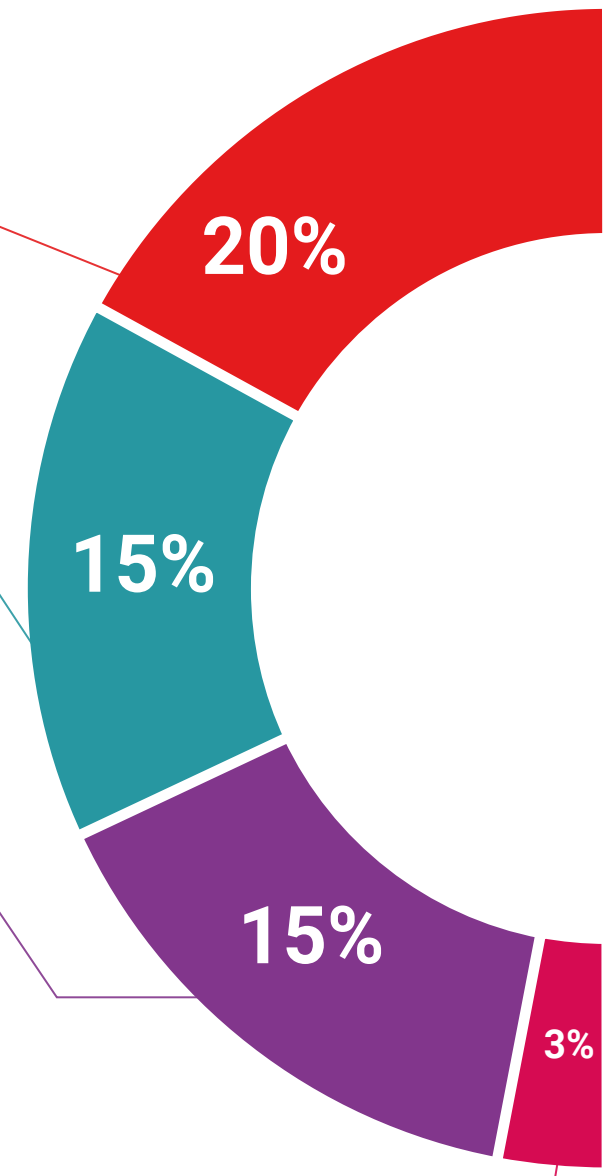
Interactive Summaries

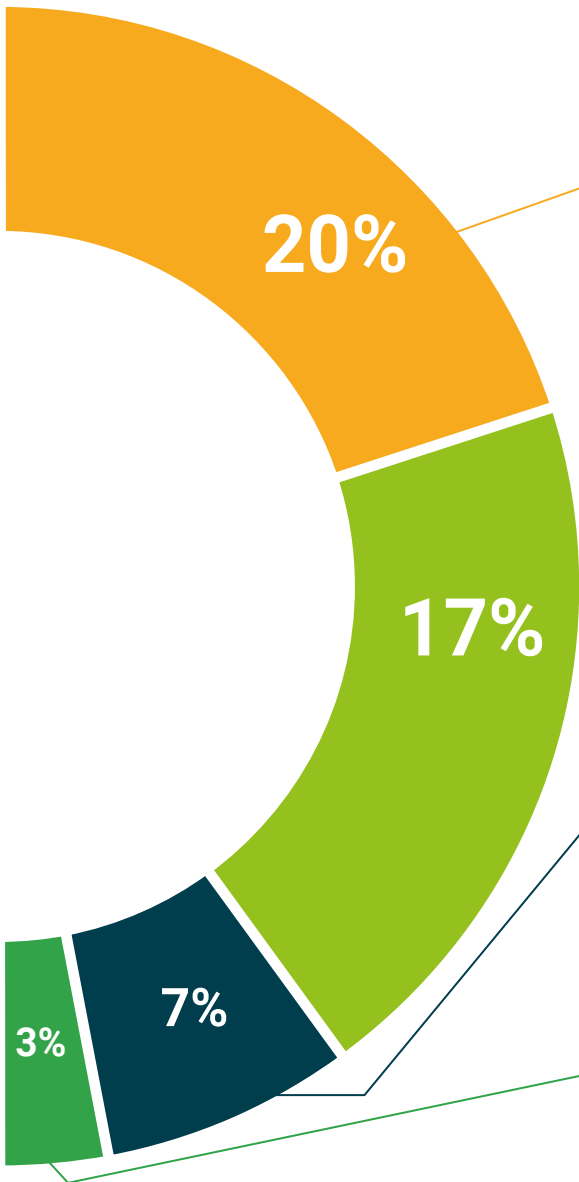
We present the contents attractively and dynamically in multimedia lessons that include audio, videos, images, diagrams, and concept maps in order to reinforce knowledge. This unique training system for presenting multimedia content was awarded by Microsoft as a "European Success Story".



Additional Reading

Recent articles, consensus documents, international guides... in our virtual library you will have access to everything you need to complete your training.





Expert-Led Case Studies and Case Analysis

Through the narratives of expert professionals, it is possible to acquire a high degree of understanding of the most frequent problematic situations. The professional's healthcare practice is not alien to the context in which it takes place. If we want to train ourselves to improve our professional practice, this training must be situated within the context in which it takes place.



Testing & Retesting

We periodically evaluate and re-evaluate your knowledge throughout this program through activities and evaluative exercises.



Classes

There is scientific evidence suggesting that observing third-party experts can be useful. Learning from an expert strengthens knowledge and recall, and generates confidence in our future difficult decisions



Quick Action Guides

One of the most important functions of our team is to select those contents considered essential and present them in the form of worksheets or quick action guides to facilitate their understanding.



06 Certificate

The **Postgraduate Certificate in Oncologic Pain** guarantees you, in addition to the most rigorous and updated training, access to a certificate issued by TECH Technological University.



“

Successfully complete this training and receive your university degree without travel or laborious paperwork”

This **Postgraduate Certificate in Oncologic Pain** contains the most complete and updated scientific program on the market.

After students have passed the assessments, they will receive their **Postgraduate Certificate** issued by TECH Technological University.

The certificate issued by **TECH Technological University** will express the qualification obtained in the course, and meets the requirements commonly demanded by labor exchanges, competitive examinations and professional career evaluation committees.

Title: **Postgraduate Certificate in Oncologic Pain**

ECTS: **6**

Official Number of Hours: **150**



*Apostille Convention. In the event that the student wishes to have their paper certificate Apostilled, TECH EDUCATION will make the necessary arrangements to obtain it at an additional cost of €140 plus shipping costs of the Apostilled diploma.

health future
confidence people
education information tutors
guarantee accreditation teaching
institutions technology learning
community commitment
personalized service innovation
knowledge present quality
development language
virtual classroom



Postgraduate Certificate Oncologic Pain

- » Modality: online
- » Duration: 6 weeks
- » Certificate: TECH Technological University
- » Dedication: 16h/week
- » Schedule: at your own pace
- » Exams: online

Postgraduate Certificate Oncologic Pain

