

Postgraduate Certificate Oncologic Dermatology





Postgraduate Certificate Oncologic Dermatology

- » Modality: online
- » Duration: 12 weeks
- » Certificate: TECH Global University
- » Credits: 8 ECTS
- » Schedule: at your own pace
- » Exams: online

Website: www.techtute.com/us/medicine/postgraduate-certificate/oncologic-dermatology

Index

01

Introduction

p. 4

02

Objectives

p. 8

03

Course Management

p. 12

04

Structure and Content

p. 16

05

Methodology

p. 20

06

Certificate

p. 28

01

Introduction

Diagnostic and therapeutic innovations in the approach to cutaneous oncologic processes require specialists to gain new skills and provide a high quality service in their professional practice. It is essential for dermatology specialists to be able to respond adequately to this evolution of scientific and technological knowledge by means of appropriate up-to-date medical training in the most topical issues of current interest and impact in oncologic dermatology.



“

Improve your knowledge in oncologic dermatology through this program, where you will find the best teaching material with real clinical cases and high resolution images. Learn here about the latest advances in the specialty to be able to perform a quality medical practice”

Skin cancer is a very prevalent, complex disease: whilst non-melanoma skin cancer is the most common malignant tumor, skin melanoma is the most common cause of death within skin diseases. This is why early detection of suspicious lesions is essential. Dermatologists must be able to stay up to date on the evolution of scientific and technological knowledge through appropriate medical specialization in the most current, high-impact topics within this specialist field.

This program is focused on updating the specialist's knowledge in the approach to benign skin tumors such as melanocytic, vascular or fibrohistiocytic tumors, as well as melanoma, actinic keratosis, cutaneous sarcomas, Merkel carcinomas, skin lymphomas or paraneoplastic syndromes.

Throughout this course, the specialist will gain up-to-date knowledge in the approach to the most common dermatological pathologies, which will, without a doubt, help them in making decisions that will improve the care and the prognosis of the patients.



Update your knowledge through the Postgraduate Certificate in Oncologic Dermatology in a practical way and adapted to your needs"

This **Postgraduate Certificate in Oncologic Dermatology** contains the most complete and up-to-date scientific program on the market. The most important features of the Postgraduate Certificate are:

- ♦ Clinical cases presented by experts in the different specialties. The graphic, schematic, and eminently practical contents with which they are created contain clinical information that is indispensable for professional practice
- ♦ Diagnostic and therapeutic innovations in the approach to benign and malignant tumors
- ♦ It contains practical exercises where the self-evaluation process can be carried out to improve learning
- ♦ Algorithm-based interactive learning system for decision-making in the presented clinical situations
- ♦ Special emphasis on test-based medicine and research methodologies in dermatology
- ♦ All of this will be complemented by theoretical lessons, questions to the expert, debate forums on controversial topics, and individual reflection assignments
- ♦ Content that is accessible from any fixed or portable device with an Internet connection

“

This Postgraduate Certificate may be the best investment you can make when choosing a refresher program for two reasons: in addition to updating your knowledge in Oncologic Dermatology, you will obtain a Postgraduate Certificate qualification from TECH Global University”


Forming part of the teaching staff is a group of professionals from the field of dermatology, who bring to this course their work experience, as well as a group of renowned specialists, recognized by esteemed scientific communities.

The multimedia content developed with the latest educational technology will provide the professional with situated and contextual learning, i.e., a simulated environment that will provide an immersive training program to train in real situations.

This program is designed around Problem Based Learning, whereby the physician must try to solve the different professional practice situations that arise during the course. For this reason, you will be assisted by an innovative, interactive video system created by renowned and experienced experts in the field of dermatology with extensive teaching experience.

The Postgraduate Certificate allows training in simulated environments, which provide immersive learning programmed to train in real situations.

It includes clinical cases to bring the program's degree as close as possible to the reality of medical care.



02

Objectives

The main objective of this program is to help the medic so that, in a simple way, they can update their knowledge of the advances in the management of oncologic skin pathologies, so that the specialist's knowledge is kept up-to-date and they can perform an appropriate diagnosis and choose the best treatment, allowing them to carry out their professional practice with confidence.





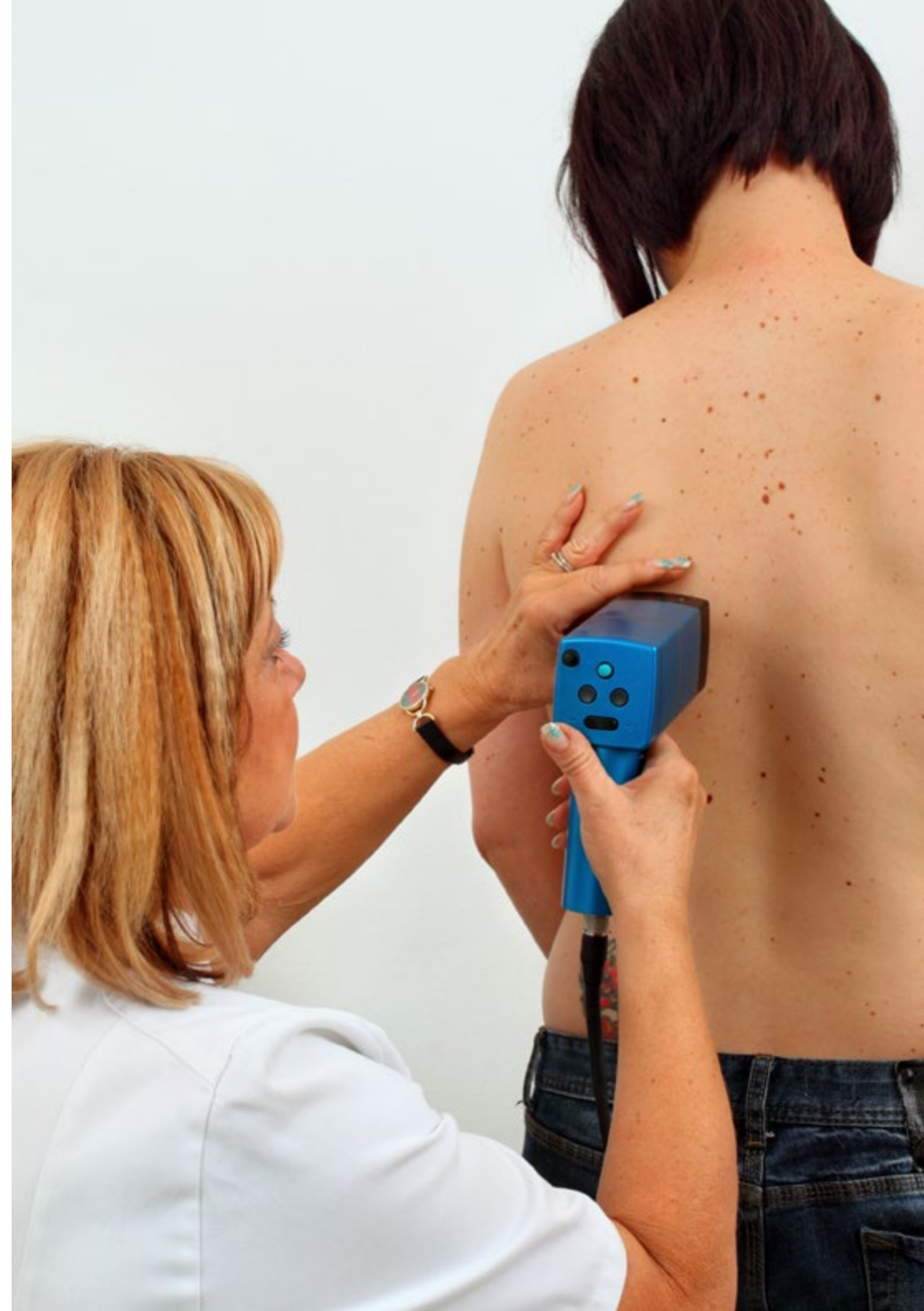
“

This refresher program will generate a sense of security in your medical practice, which will help you grow both personally and professionally”



General Objective

- Provide the specialist with up-to-date knowledge of the most frequent oncologic skin pathologies and describe the applications of the most advanced diagnostic and therapeutic techniques





Specific Objectives

- Establish the characteristics and differential diagnosis of benign melanocytic, vascular and fibrinohistiocytic tumors
- Indicate the diagnostic procedure and the therapeutic management of malignant dermatological tumors

Make the most of the opportunity and take the step to get up-to-date on the latest developments in oncologic skin pathology.



03

Course Management

The program includes in its teaching staff renowned experts in Clinical Dermatology, who contribute their work experience to this Postgraduate Certificate. Additionally, other recognized specialists participate in its design and preparation, which means that the program is developed in an interdisciplinary manner.



“

Learn about the latest advances in oncologic dermatology from leading professionals"

International Guest Director

Dr. Alok Vij is a leading international expert in **Dermatology**, recognized for his extensive experience and significant contributions to the field. He has served as the **Director of the Dermatology Residency Program** at the prestigious **Cleveland Clinic**, located on its main campus. As such, his leadership at this leading **health care** institution reflects his commitment to academic and clinical excellence.

Likewise, his clinical expertise extends to a wide range of **dermatological treatments and services**, from **laser skin surgery** to excisions and **fillers for facial rejuvenation**. In addition, his **Specialization in Dermatologic Diseases and Conditions**, such as **melanoma, skin cancer** and **varicose veins** underscores his deep commitment to **comprehensive patient care**. In addition, he has extensive experience in the administration of various **dermatologic treatments**, including **Mohs Micrographic Surgery, Laser Surgery** and **Cosmetic Injectables**, including toxins and fillers.

Dr. Vij is also recognized for his **research work** and his numerous **publications in internationally renowned scientific journals**. Indeed, his dedication to **research** and his involvement in collaborations with the **pharmaceutical industry** demonstrate his commitment to the advancement of **medical knowledge** and the **development of new therapies** to benefit patients worldwide. In this way, his patient-centered approach and constant pursuit of excellence position him as a leading figure in the field of **Dermatology** internationally.



Dr. Vij, Alok

- Director of the Dermatology Residency Program, Cleveland Clinic, U.S.A.
- Dermatologist at the Cleveland Clinic
- Melanoma Specialist
- Non-Melanoma Skin Cancer Specialist
- Specialist in Dermatologic Micrographic Surgery
- Specialist in Dermatology
- Doctor of Medicine from Baylor College of Medicine, Texas Medical Center
- Medical Degree from Northwestern University

“

Thanks to TECH, you will be able to learn with the best professionals in the world”

Guest Directors



Dr. Roustan Gullón, Gaston

- Head of the Dermatology Department at the Puerta de Iron Hospital, Madrid
- Associate Professor at the Faculty of Medicine at the Complutense University of Madrid.
- Doctorate in Medicine from the Autonomous University Madrid
- Degree in Medicine and Surgery from the Complutense University of Madrid
- 30 publications in international scientific journals

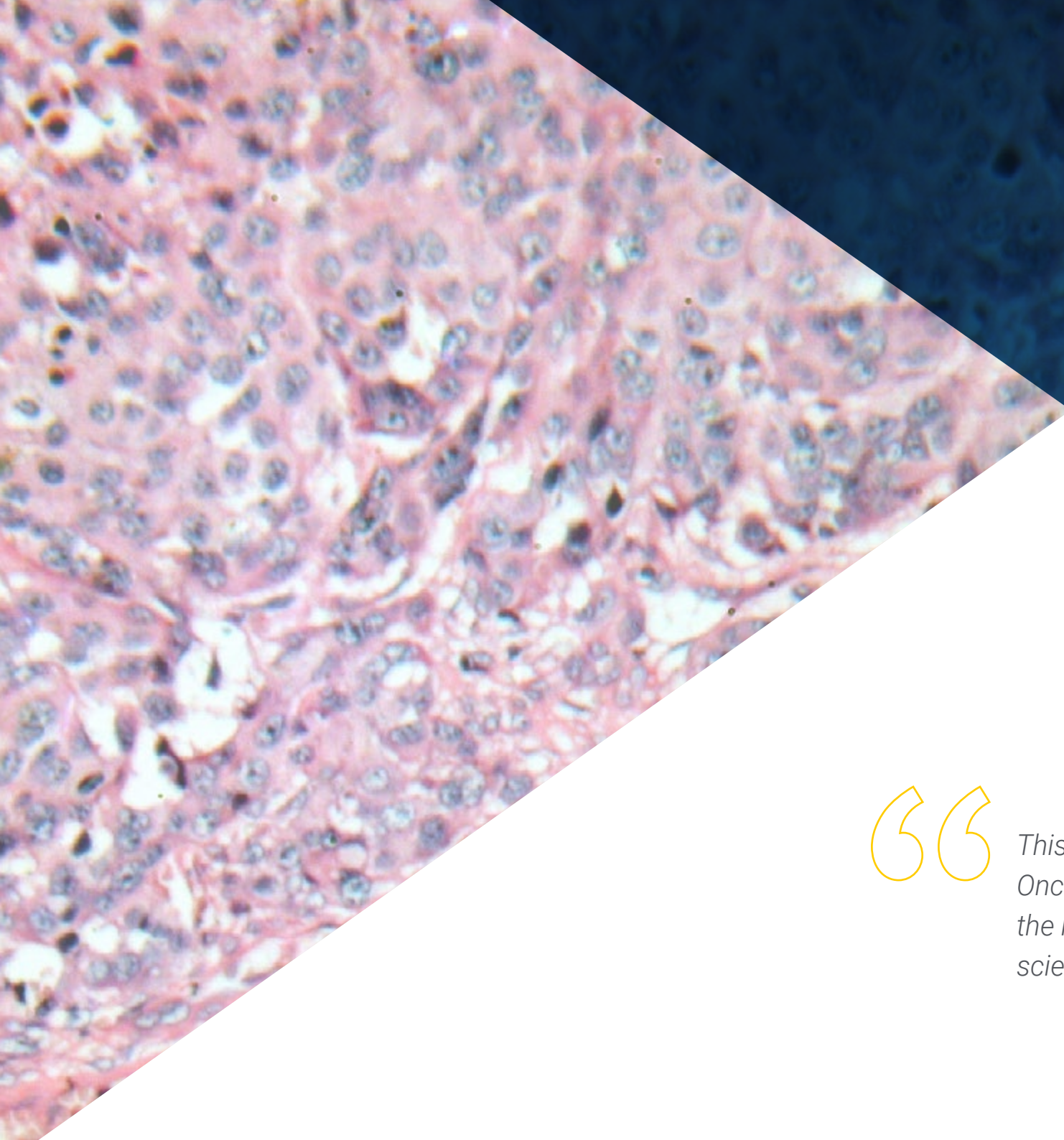


04

Structure and Content

The structure of the contents has been designed by a team of professionals from the best hospitals and universities in the country, who are aware of the relevance of up-to-date training to be able to deal with patients with oncologic dermatological pathologies, and are committed to quality teaching through new educational technologies.



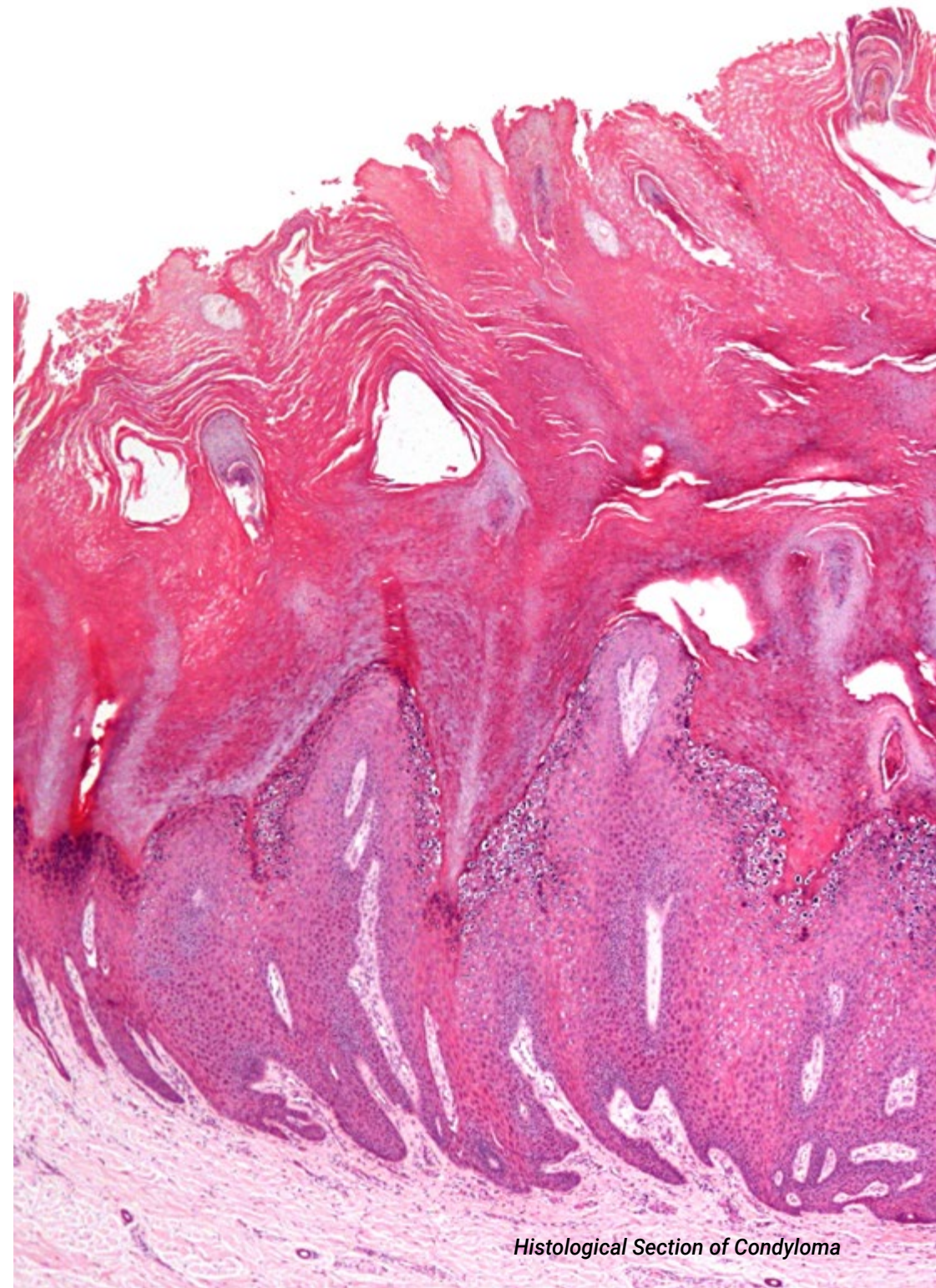


“

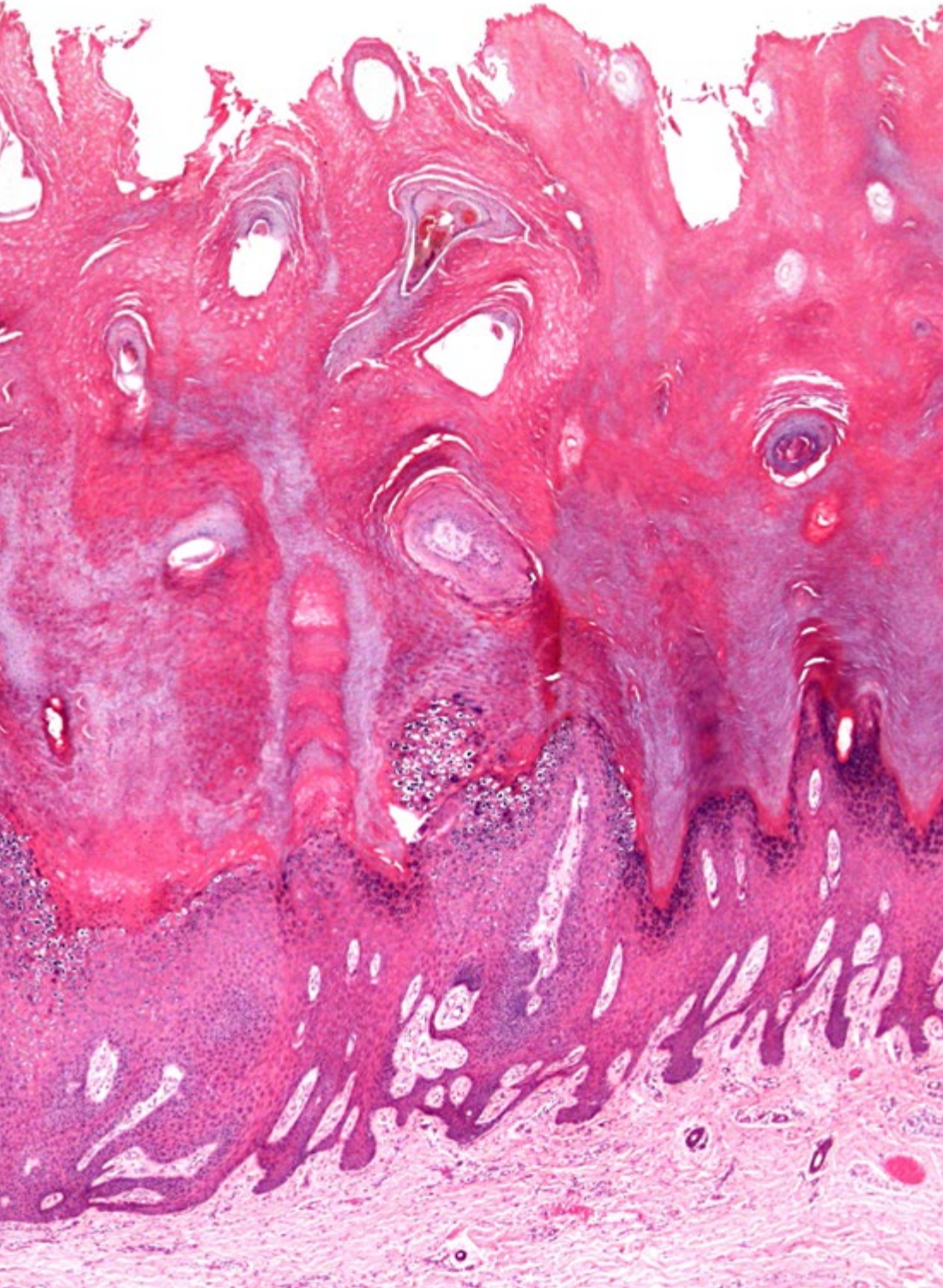
*This Postgraduate Certificate in
Oncologic Dermatology contains
the most complete and up-to-date
scientific program on the market”*

Module 1. Oncologic Dermatology

- 1.1. Benign Tumors: Melanocytes
- 1.2. Benign Tumors: Fibrohistiocytic
- 1.3. Malignant Tumors: Merkel Cell Carcinoma
- 1.4. Malignant Tumors: Actinic Keratosis
- 1.5. Malignant Tumors: Non-Melanoma Skin Cancer
- 1.6. Malignant Tumors: Cutaneous Melanoma
- 1.7. Malignant Tumors: Cutaneous Sarcoma
- 1.8. Malignant Tumors: Paraneoplastic Syndrome
- 1.9. Malignant Tumors: Cutaneous Lymphomas



Histological Section of Condyloma



“

A unique, key and decisive specialization to boost your professional development”



05

Methodology

This training program provides you with a different way of learning. Our methodology uses a cyclical learning approach: *Re-learning*.

This teaching system is used in the most prestigious medical schools in the world, and major publications such as the *New England Journal of Medicine* have considered it to be one of the most effective.



“

Discover Re-learning, a system that abandons conventional linear learning, to take you through cyclical teaching systems: a way of learning that has proven to be extremely effective, especially in subjects that require memorization"

At TECH we use the Case Method

In a given situation, what would you do? Throughout the program, you will be presented with multiple simulated clinical cases based on real patients, where you will have to investigate, establish hypotheses and, finally, resolve the situation. There is abundant scientific evidence on the effectiveness of the method. Specialists learn better, faster, and more sustainably over time.

With TECH you can experience a way of learning that is shaking the foundations of traditional universities around the world.



According to Dr. Gérvas, the clinical case is the annotated presentation of a patient, or group of patients, which becomes a "case", an example or model that illustrates some peculiar clinical component, either because of its teaching potential or because of its uniqueness or rarity. It is essential that the case is based on current professional life, trying to recreate the real conditions in professional medical practice.

“

Did you know that this method was developed in 1912 at Harvard for law students? The case method consisted of presenting students with real-life, complex situations for them to make decisions and justify their decisions on how to solve them. In 1924, Harvard adopted it as a standard teaching method”

The effectiveness of the method is justified by four fundamental achievements:

1. Students who follow this method not only grasp concepts, but also develop their mental capacity by evaluating real situations and applying their knowledge.
2. The learning process has a clear focus on practical skills that allow the student to better integrate into the real world.
3. Ideas and concepts are understood more efficiently, given that the example situations are based on real-life.
4. Students like to feel that the effort they put into their studies is worthwhile. This then translates into a greater interest in learning and more time dedicated to working on the course.



Re-learning Methodology

At TECH we enhance the Harvard case method with the best 100% online teaching methodology available: Re-learning.

Our University is the first in the world to combine the study of clinical cases with a 100% online learning system based on repetition, combining a minimum of 8 different elements in each lesson, which represent a real revolution with respect to simply studying and analyzing cases.

The physician will learn through real cases and by solving complex situations in simulated learning environments. These simulations are developed using state-of-the-art software to facilitate immersive learning.



At the forefront of world teaching, the Re-learning method has managed to improve the overall satisfaction levels of professionals who complete their studies, with respect to the quality indicators of the best Spanish-speaking online university (Columbia University).

With this methodology we have trained more than 250,000 physicians with unprecedented success, in all clinical specialties regardless of the surgical load. All this in a highly demanding environment, where the students have a strong socio-economic profile and an average age of 43.5 years.

Re-learning will allow you to learn with less effort and better performance, involving you more in your specialization, developing a critical mindset, defending arguments, and contrasting opinions: a direct equation to success.

In our program, learning is not a linear process, but rather a spiral (we learn, unlearn, forget, and re-learn). Therefore, we combine each of these elements concentrically.

The overall score obtained by our learning system is 8.01, according to the highest international standards.



In this program you will have access to the best educational material, prepared with you in mind:



Study Material

All the teaching materials are specifically created for the course, by specialists who teach on the course, so that the teaching content is highly specific and precise.

This content is then adapted in an audiovisual format that will create our way of working online, with the latest techniques that allow us to offer you high quality in all of the material that we provide you with.



Latest Techniques and Procedures on Video

We introduce you to the latest techniques, to the latest educational advances, to the forefront of current medical techniques. All this, in first person, with the maximum rigor, explained and detailed for your assimilation and understanding. And best of all, you can watch them as many times as you want.



Interactive Summaries

We present the contents attractively and dynamically in multimedia lessons that include audio, videos, images, diagrams, and concept maps in order to reinforce knowledge.

This unique multimedia content presentation training system was awarded by Microsoft as a "European Success Story".



Additional Reading

Recent articles, consensus documents, international guides. in our virtual library you will have access to everything you need to complete your training.





Expert-Led Case Studies and Case Analysis

Effective learning ought to be contextual. Therefore, we will present you with real case developments in which the expert will guide you through focusing on and solving the different situations: a clear and direct way to achieve the highest degree of understanding.



Testing & Re-Testing

We periodically evaluate and re-evaluate your knowledge throughout the program, through assessment and self-assessment activities and exercises: so that you can see how you are achieving your goals.



Classes

There is scientific evidence suggesting that observing third-party experts can be useful.

Learning from an expert strengthens knowledge and memory and generates confidence in our future difficult decisions.



Quick Action Guides

We offer you the most relevant contents of the course in the form of worksheets or quick action guides. A synthetic, practical, and effective way to help you progress in your learning.



06 Certificate

The Postgraduate Certificate in Oncologic Dermatology guarantees you, in addition to the most rigorous and up-to-date training, access to a Postgraduate Certificate issued by TECH Global University



“

Successfully complete this specialization and receive your diploma without the hassle of travel or laborious paperwork”

This program will allow you to obtain your **Postgraduate Certificate in Oncologic Dermatology** endorsed by **TECH Global University**, the world's largest online university.

TECH Global University is an official European University publicly recognized by the Government of Andorra ([official bulletin](#)). Andorra is part of the European Higher Education Area (EHEA) since 2003. The EHEA is an initiative promoted by the European Union that aims to organize the international training framework and harmonize the higher education systems of the member countries of this space. The project promotes common values, the implementation of collaborative tools and strengthening its quality assurance mechanisms to enhance collaboration and mobility among students, researchers and academics.

This **TECH Global University** title is a European program of continuing education and professional updating that guarantees the acquisition of competencies in its area of knowledge, providing a high curricular value to the student who completes the program.

Title: **Postgraduate Certificate in Oncologic Dermatology**

Modality: **online**

Duration: **12 weeks**

Accreditation: **8 ECTS**



health future
confidence people
education information tutors
guarantee accreditation teaching
institutions technology learning
community commitment
personalized service innovation
knowledge present quality
development languages
virtual classroom



Postgraduate Certificate Oncologic Dermatology

- » Modality: online
- » Duration: 12 weeks
- » Certificate: TECH Global University
- » Credits: 8 ECTS
- » Schedule: at your own pace
- » Exams: online

Postgraduate Certificate Oncologic Dermatology