

Postgraduate Certificate

Nosology of Infectious Diseases and Role of the Infectologist



Postgraduate Certificate Nosology of Infectious Diseases and Role of the Infectologist

- » Modality: online
- » Duration: 8 weeks
- » Certificate: TECH Technological University
- » Dedication: 16h/week
- » Schedule: at your own pace
- » Exams: online

Website: www.techtitute.com/in/medicine/postgraduate-certificate/nosology-infectious-diseases-role-infectologist

Index

01

Introduction

p. 4

02

Objectives

p. 8

03

Structure and Content

p. 12

04

Methodology

p. 16

05

Certificate

p. 24

01

Introduction

Learn the latest techniques and developments in Nosology of Infectious Diseases and develop your skills by studying the role of the Infectiologist in depth. You will have the best teachers who are experts with extensive experience in the field, and the most up-to-date didactic resources. A unique opportunity to educate yourself and advance professionally with a quality program, from the comfort of your own home thanks to TECH's 100% online format.





“

With this Postgraduate Certificate you have the opportunity to update your knowledge with the utmost scientific rigor, and incorporate the latest advances in the approach to infectious diseases into your daily medical practice”

Infectious diseases remain the leading cause of mortality and disability (i.e. the loss of a productive life) in the world. In 2016, of the 56.4 million total deaths worldwide, 33% were due to infectious diseases, 30% to cardiovascular diseases and 10% as a result of cancer. The fight against disease can be separated into two categories: infectious diseases and chronic non-communicable diseases.

From the 17.3 million people who died from infection diseases in 2016, the most frequent causes of death were lower respiratory infections (3.7 million), malaria (2.2 million), tuberculosis (1.3 million), diarrhea (1.4 million), and HIV/AIDS infection (1.1 million). The most important factors to take into consideration regarding infectious diseases are demographics and human behavior, technological and industrial development, economic development and the variations in land use, intercontinental travelling and commerce, climate change, microbiotic adaptation and finally the disappearance or reduction of efficient public health measures.

These factors mean that it would be wrong to consider any part of the planet to be isolated enough from the rest, nor the appearance, reappearance or dissemination of imported or apparently eradicated infectious diseases in our environment to be impossible.

This century's complex international epidemiological situation, so far exemplified by the deliberate release of *Bacillus anthracis* spores as a bioweapon which causes pulmonary anthrax in victims when inhaled, the emergence of West Nile virus as a pathogen in the United States, the SARS epidemic, the zoonotic spread of monkeypox in the United States, the threat of pandemic influenza, the Ebola epidemic in Africa, the emergence of yellow fever cases in Angola, coupled with the re-emergence of Dengue and Cholera. The emergence of new arboviruses in locations like Chikungunya and more recently Zika in the Americas. Together with the mortality rate from other endemic infectious diseases, such as HIV/AIDS, leptospirosis, tuberculosis, community-acquired pneumonia and our increased resistance to antibiotics with the development of multidrug-resistant bacteria, all of which highlight the need for professionals with specialist expertise in order to raise the performance levels of all the personnel needed to face up to the challenges involved in controlling and dealing with biological, hospital and public health emergencies and provide a higher standard of health care the world over.

This **Postgraduate Certificate in Nosology of Infectious Diseases and Role of the Infectologist** contains the most complete and up-to-date scientific program on the market. The most important features include:

- ♦ The development of clinical cases presented by experts in Nosology of Infectious Diseases and Role of the Infectologist
- ♦ The graphic, schematic, and practical contents with which they are created provide scientific and practical information on the disciplines that are essential for professional practice
- ♦ New developments in Nosology of Infectious Diseases and Role of the Infectologist
- ♦ Practical exercises where the self-assessment process can be carried out to improve learning
- ♦ An algorithm-based interactive learning system for decision-making in the clinical situations presented throughout the course
- ♦ Theoretical lessons, questions to the expert, debate forums on controversial topics, and individual reflection assignments
- ♦ Content that is accessible from any fixed or portable device with an Internet connection



Seize the moment and gain up-to-date knowledge on the management of coronavirus infections"

“ *This Postgraduate Certificate is the best investment you can make when choosing a refresher program for two reasons: in addition to updating your knowledge in Nosology of Infectious Diseases and Role of the Infectiologist, you will obtain a degree from TECH Technological University”*

TECH's teaching staff is made up of prestigious, renowned professionals who have had a long career in health care, teaching and research, and have worked in many countries on several continents, gaining indispensable professional teaching experience that delivers essential content of the highest quality to this Postgraduate Certificate.

The methodological design of this Postgraduate Certificate, developed by a multidisciplinary team of e-learning experts, integrates the latest advances in educational technology for the creation of numerous multimedia educational tools that allow the professional, based primarily on the problem-solving method, to face the solution of real problems in their daily clinical practice, which will allow them to advance in the acquisition of knowledge and the development of skills that will positively impact their future professional work.

Each of the contents generated for this Postgraduate Certificate, as well as the videos, self-evaluations, clinical cases and exams have been thoroughly reviewed, updated, and integrated by the professors and the team of experts that make up TECH's staff. This will facilitate the learning process with a step-by-step approach in order to achieve the program's teaching objectives.

This program from TECH Technological University is the best one available in viral infections.

Don't miss the opportunity to get up to date with advances in the treatment of infections and incorporate them into your daily medical practice.



02

Objectives

The main purpose of the teaching program is to provide education and professional development so that physicians can thoroughly master the most current scientific findings in the field of clinically infectious diseases. In addition to developing the skills that will allow them to approach outbreaks of infectious diseases in individuals and communities with more confidence and safety.



HIV

“

This program will provide you with a sense of confidence in your medical practice, which will help you grow personally and professionally”



General objectives

- Update your knowledge and develop your skills in healthcare, teaching or research roles in the field of infectious diseases in order to provide care for individuals or groups
- Improve the medical attention and the overall health of patients with infectious diseases based on integral care, the application of the epidemiological clinical method and the correct use of antimicrobials in correspondence with the most up to date scientific evidence

“

Improve the care of your patients by taking advantage of the education offered by the Postgraduate Certificate in Nosology of Infectious Diseases and Role of the Infectiologist”



B



Specific objectives

- ♦ Gain up-to-date knowledge of the general and basic concepts of the infectious health-disease process, as well as the stages of the infectious process
- ♦ Recognize the most frequent symptoms and signs in patients with infectious diseases
- ♦ Study the types of fever that can occur in different situations and their most frequent complications
- ♦ Review the main sexually transmitted infections
- ♦ Describe septic shock based on its clinical manifestations and how it differs from other types of shock
- ♦ Describe infectious diseases and their importance to medical care in any specialty
- ♦ Acquire the competencies and skills necessary for a superior education in this field
- ♦ Contextualize the role of the infectiologist in a team of health professionals through the different departments within the health system

03

Structure and Content

The teaching program has been created by a group of professors and medical professionals from a variety of medical specialties, who have done extensive medical research and possess vast teaching experience in several countries in Africa, Central and South America. They are interested in integrating the latest scientific findings in clinically infectious diseases and antimicrobial therapeutics, to ensure professional development and the improvement of the daily clinical practice of professionals who care for patients with infectious diseases.



“

This Postgraduate Certificate in Nosology of Infectious Diseases and Role of the Infectologist contains the most complete and up-to-date scientific program on the market"

Module 1. General Elements of Infectious Diseases

- 1.1. General and Basic Concepts of the Infectious Health-Illness Process
 - 1.1.1. The Stages of the Infectious Process
 - 1.1.2. The Systemic Inflammatory Response
 - 1.1.3. Sepsis
 - 1.1.4. Complications of Sepsis
- 1.2. Most Common Signs and Symptoms in Patients with Infectious Diseases
 - 1.2.1. Local Signs and Symptoms of Sepsis
 - 1.2.2. Systemic Signs and Symptoms of Sepsis
- 1.3. Main Infectious Syndromes
 - 1.3.1. Systemic Syndromes
 - 1.3.2. Local Syndromes
- 1.4. Fever of Unknown Origin (FUO)
 - 1.4.1. Classis FUO
 - 1.4.2. Nosocomial FUO
 - 1.4.3. FUO in an Immunosuppressed Patient
 - 1.4.4. FUO in HIV Infections
- 1.5. Fever and Rash
 - 1.5.1. Types of Rashes
 - 1.5.2. Main Infectious Agents Which Produce Rashes
- 1.6. Fever and Adenomegaly
 - 1.6.1. Characteristics of Infectious Adenomegalies
 - 1.6.2. Infections and Localized Adenomegalies
 - 1.6.3. Infections and Generalized Adenomegalies
- 1.7. Sexually Transmitted Infections (STI)
 - 1.7.1. Epidemiology of STIs
 - 1.7.2. Main Agents in Sexual Transmission
 - 1.7.3. Syndromic Approach to STIs





- 1.8. Septic Shock
 - 1.8.1. Epidemiology
 - 1.8.2. Pathophysiology
 - 1.8.3. Clinical Manifestations and Differential Masks from the Other Types of Shock
 - 1.8.4. Diagnosis and Evaluation of the Severity and Complications
 - 1.8.5. Therapeutic Behavior

Module 2. The Role of Infectiologists in Health Services

- 2.1. Infectiology and its Importance in Medical Care Within Any Specialist Field
 - 2.1.1. The Universal Nature of Infectious Pathology in Medical Specialties
 - 2.1.2. Mastering Antibiotic Treatment
- 2.2. Skills and Abilities of an Infectologist
 - 2.2.1. Skills of an Infectologist
 - 2.2.2. Abilities of an Infectologist
- 2.3. The Role of Infectologists in Health Teams
 - 2.3.1. Functions of Infectologists in Healthcare Teams in the Different Levels of the Health System
- 2.4. Infectious Disease Consultation
 - 2.4.1. Functions of an Infectologist's Consultation
 - 2.4.2. Pathologies to be Consulted
- 2.5. Scientific Update of the Infectologist's Medical Knowledge and the Future Challenges of Infectiology
 - 2.5.1. Self-Training
 - 2.5.2. Training and Professional Achievement
 - 2.5.3. Future Challenges for Infectiology: the Emergence of New Diseases, Antimicrobial Resistance and the Development of Vaccines and Antibiotics

04

Methodology

This academic program offers students a different way of learning. Our methodology uses a cyclical learning approach known as **Relearning**.

This teaching system is used in the most prestigious medical schools in the world, and major publications such as the **New England Journal of Medicine** consider it to be one of the most effective.



“

Discover Relearning, a system that abandons conventional linear learning, to take you through cyclical teaching systems: a way of learning that has proven to be extremely effective, especially in subjects that require memorization"

At TECH we use the Case Method

What should a professional do in any given situation? Throughout the program, students will face multiple simulated clinical cases, based on real patients, in which they will have to do research, establish hypotheses, and ultimately resolve the situation. There is an abundance of scientific evidence on the effectiveness of the method. Specialists learn better, faster, and more sustainably over time.

With TECH you will experience a way of learning that is shaking the foundations of traditional universities around the world



According to Dr. Gérvas, the clinical case is the annotated presentation of a patient, or group of patients, which becomes a "case", an example or model that illustrates some peculiar clinical component, either because of its teaching power or because of its uniqueness or rarity. It is essential that the case is based on current professional life, trying to recreate the real conditions in the physician's professional practice.

“

Did you know that this method was developed in 1912, at Harvard, for law students? The case method consisted of presenting students with real-life, complex situations for them to make decisions and justify their decisions on how to solve them. In 1924, Harvard adopted it as a standard teaching method”

The effectiveness of the method is justified by four fundamental achievements:

1. Students who follow this method not only achieve the assimilation of concepts, but also a development of their mental capacity, through exercises that evaluate real situations and the application of knowledge.
2. Learning is solidly translated into practical skills that allow the student to better integrate into the real world.
3. Ideas and concepts are understood more efficiently, given that the example situations are based on real-life.
4. Students like to feel that the effort they put into their studies is worthwhile. This then translates into a greater interest in learning and more time dedicated to working on the course.



Relearning Methodology

At TECH we enhance the case method with the best 100% online teaching methodology available: Relearning.

This university is the first in the world to combine the study of clinical cases with a 100% online learning system based on repetition, combining a minimum of 8 different elements in each lesson, a real revolution with respect to the mere study and analysis of cases.

Professionals will learn through real cases and by resolving complex situations in simulated learning environments. These simulations are developed using state-of-the-art software to facilitate immersive learning



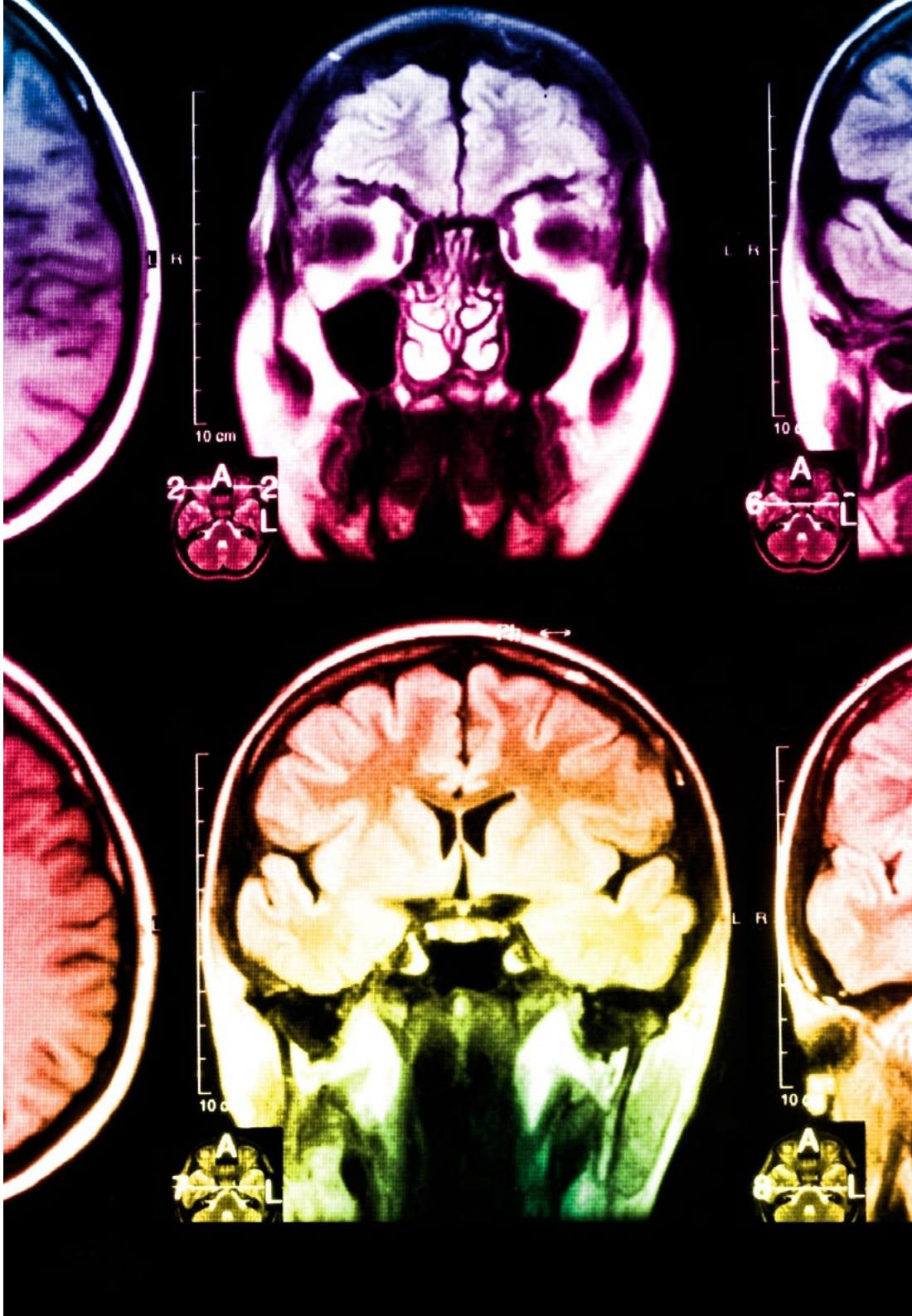
At the forefront of world teaching, the Relearning method has managed to improve the overall satisfaction levels of professionals who complete their studies, with respect to the quality indicators of the best online university (Columbia University).

With this methodology, more than 250,000 physicians have been trained with unprecedented success in all clinical specialties regardless of surgical load. Our pedagogical methodology is developed in a highly competitive environment, with a university student body with a strong socioeconomic profile and an average age of 43.5 years old.


Relearning will allow you to learn with less effort and better performance, involving you more in your specialization, developing a critical mindset, defending arguments, and contrasting opinions: a direct equation to success

In our program, learning is not a linear process, but rather a spiral (learn, unlearn, forget, and re-learn). Therefore, we combine each of these elements concentrically.

The overall score obtained by TECH's learning system is 8.01, according to the highest international standards.



This program offers the best educational material, prepared with professionals in mind:



Study Material

All teaching material is produced by the specialists who teach the course, specifically for the course, so that the teaching content is highly specific and precise.

These contents are then adapted in audiovisual format, to create the TECH online working method. All this, with the latest techniques that offer high-quality pieces in each and every one of the materials that are made available to the student.



Surgical Techniques and Procedures on Video

TECH introduces students to the latest techniques, the latest educational advances and to the forefront of current medical techniques. All of this in direct contact with students and explained in detail so as to aid their assimilation and understanding. And best of all, you can watch the videos as many times as you like.



Interactive Summaries

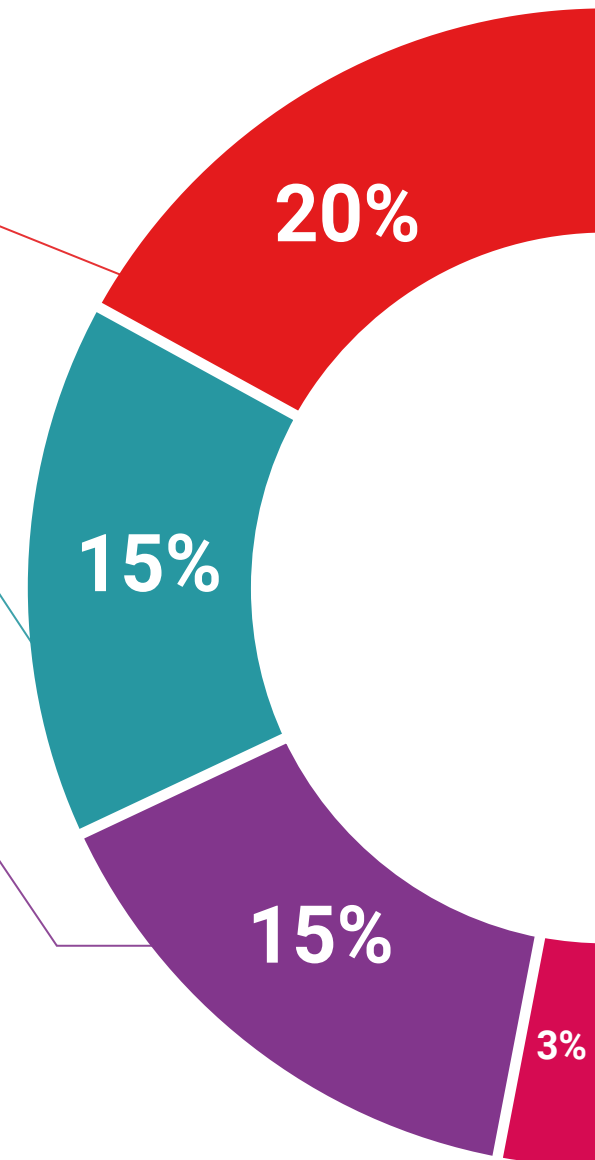
The TECH team presents the contents attractively and dynamically in multimedia lessons that include audio, videos, images, diagrams, and concept maps in order to reinforce knowledge.

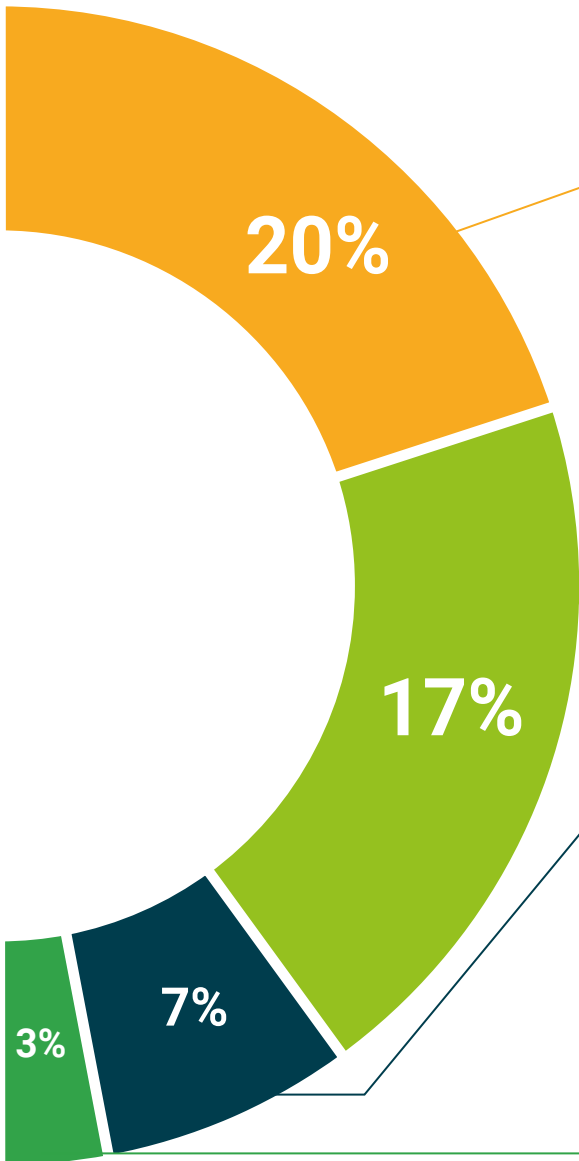
This exclusive educational system for presenting multimedia content was awarded by Microsoft as a "European Success Story".



Additional Reading

Recent articles, consensus documents and international guidelines, among others. In TECH's virtual library, students will have access to everything they need to complete their course.





Expert-Led Case Studies and Case Analysis

Effective learning ought to be contextual. Therefore, TECH presents real cases in which the expert will guide students, focusing on and solving the different situations: a clear and direct way to achieve the highest degree of understanding.



Testing & Retesting

We periodically evaluate and re-evaluate students' knowledge throughout the program, through assessment and self-assessment activities and exercises, so that they can see how they are achieving their goals.



Classes

There is scientific evidence on the efficacy of learning by observing experts. The system known as Learning from an Expert strengthens knowledge and memory, and generates confidence in future difficult decisions.



Quick Action Guides

TECH offers the most relevant contents of the course in the form of worksheets or quick action guides. A synthetic, practical, and effective way to help students progress in their learning.



05 Certificate

The Professional Master's Degree in Nosology of Infectious Diseases and Role of the Infectiologist guarantees you, in addition to the most rigorous and up-to-date training, access to a Professional Master's Degree issued by TECH Technological University.



“

*Successfully complete this program
and receive your university degree
without travel or laborious paperwork”*

This **Postgraduate Certificate in Nosology of Infectious Diseases and Role of the Infectiologist** contains the most complete and up-to-date scientific program on the market.

After the student has passed the assessments, they will receive their corresponding **Postgraduate Certificate** issued by **TECH Technological University** via tracked delivery*.

The certificate issued by **TECH Technological University** will reflect the qualification obtained in the Postgraduate Certificate, and meets the requirements commonly demanded by labor exchanges, competitive examinations, and professional career evaluation committees.

Title: **Postgraduate Certificate in Nosology of Infectious Diseases and Role of the Infectologist**

Official N° of hours: **200 h.**



*Apostille Convention. In the event that the student wishes to have their paper certificate issued with an apostille, TECH EDUCATION will make the necessary arrangements to obtain it, at an additional cost.



Postgraduate Certificate Nosology of Infectious Diseases and Role of the Infectologist

- » Modality: online
- » Duration: 8 weeks
- » Certificate: TECH Technological University
- » Dedication: 16h/week
- » Schedule: at your own pace
- » Exams: online

Postgraduate Certificate

Nosology of Infectious Diseases and Role of the Infectologist