

Postgraduate Certificate

Non-Vectorial Parasitic Diseases





Postgraduate Certificate Non-vectorial Parasitic Diseases

- » Modality: online
- » Duration: 6 weeks
- » Certificate: TECH Global University
- » Credits: 6 ECTS
- » Schedule: at your own pace
- » Exams: online

Website: www.techitute.com/us/medicine/postgraduate-certificate/non-vectorial-parasitic-diseases

Index

01

Introduction

p. 4

02

Objectives

p. 8

03

Course Management

p. 12

04

Structure and Content

p. 20

05

Methodology

p. 24

06

Certificate

p. 32

01

Introduction

Non-vectorial parasitic diseases are those that do not require vectors to be transmitted or spread and are sometimes difficult to detect. They are transmitted directly through, for example, contaminated water or by consumption of meat from an infected animal, and are developed and suffered by humans, who are the definitive host of the parasite. They occur more commonly in underdeveloped regions or environments with poor sanitation. This Postgraduate Certificate was created to study these pathologies in depth, giving professionals the opportunity to update their knowledge in this area of intervention with the best didactic material and prestigious teachers, through an innovative methodology.



“

With this Postgraduate Certificate you will acquire all the skills you need to treat non-vectorial parasitic diseases, such as helminthiasis or trichinosis”

Non-vectorial parasitic diseases do not require direct vectors to be transmitted or contagious, but are transmitted directly through, for example, contaminated water or by consumption of meat from an infected animal, and are developed and suffered by humans, who are the definitive host of the parasite. An example of this is schistosomiasis, an acute and chronic parasitic disease caused by blood flukes of the genus *Schistosoma*, whose transmission occurs when people infected with schistosomiasis contaminate freshwater sources with eggs of the parasite, contained in their excreta, which then hatch in the water.

Parasitic diseases mainly affect regions that have a warm and humid climate, and which tend to be developing economically, socially and in terms of health, and are often found in environments of poor sanitation. Amebiasis, for example, is a common cause of diarrhea in infants in low-income countries and an emerging sexually transmitted infection in some developed countries that can also present with diarrhea and/or dysentery that may be acute or of more than 1 week's duration.

On the other hand, there are parasites such as giardia that live in soil, food and water, which can also be found on surfaces that have been in contact with animal or human waste. Thus, travelers are at risk of contracting giardiasis worldwide, with hikers and trekkers being one group at risk if they drink untreated water from streams and lakes.

Other non-vectorial parasitic diseases covered in this university course include helminthiasis, in which a part of the body is infested with worms, such as intestinal worms, or trichinosis, a type of infection caused by roundworms. Thus, the student who attends this program will acquire the knowledge and procedures used in the detection, diagnosis and treatment of this type of diseases.

In addition, it is a 100% online program that provides the student with the ease of being able to study it comfortably, wherever and whenever he/she wants. You will only need a device with internet access to move one step further in your academic career. A modality according to the current times with all the guarantees to position the professional in a booming sector.

This **Postgraduate Certificate in Non-Vectorial Parasitic Diseases** is the most comprehensive and up-to-date educational program on the market. The most important features of the program include:

- ◆ The latest technology in online teaching software
- ◆ A highly visual teaching system, supported by graphic and schematic contents that are easy to assimilate and understand
- ◆ Practical cases presented by practising experts
- ◆ State-of-the-art interactive video systems.
- ◆ Teaching supported by telepractice
- ◆ Continuous updating and recycling systems
- ◆ Autonomous learning: full compatibility with other occupations
- ◆ Practical exercises for self-evaluation and learning verification
- ◆ Support groups and educational synergies: questions to the expert, debate and knowledge forums.
- ◆ Communication with the teacher and individual reflection work
- ◆ Availability of content from any fixed or portable device with
- ◆ internet connection
- ◆ Supplementary documentation databases are permanently available, even after the course



Take this program 100% online, where, when and how you want. TECH adapts to your needs so that you can combine your studies with your personal life".

“

TECH offers you a university course with a multidisciplinary approach to better address the symptomatology of non-vectorial parasitic diseases”

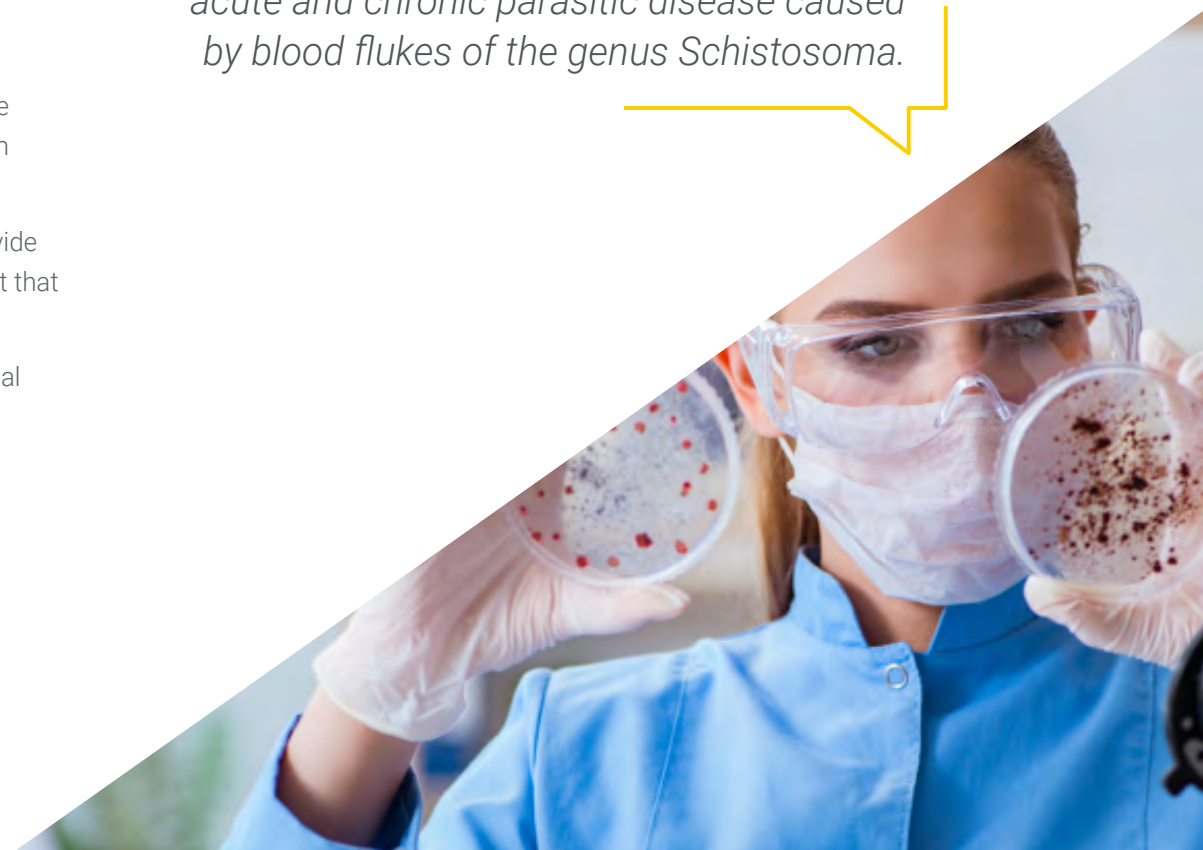
The program’s teaching staff includes professionals from the sector who contribute their work experience to this training program, as well as renowned specialists from leading societies and prestigious universities.

The multimedia content, developed with the latest educational technology, will provide the professional with situated and contextual learning, i.e., a simulated environment that will provide immersive training programmed to train in real situations.

This program is designed around Problem-Based Learning, whereby the professional must try to solve the different professional practice situations that arise during the academic year. For this purpose, the professional will be assisted by an innovative interactive video system created by renowned and experienced experts.

Parasites such as giardia that live in soil, food and water put travelers at risk as they easily become hosts to the parasite.

You will learn all about schistosomiasis, an acute and chronic parasitic disease caused by blood flukes of the genus Schistosoma.



02 Objectives

The design of this Postgraduate Certificate will allow the student to acquire the necessary skills to update and deepen his knowledge in the field of non-vectorial parasitic diseases. Thus, TECH provides the tools to train students in this medical sector, focusing comprehensively on the infectious process that parasites that develop in humans involve, so that they can diagnose and address them correctly, investigating the focus to prevent their transmission. In this way, the development of the study plan elaborated by the best experts will allow students to achieve the proposed objectives, guiding them towards excellence in their profession.



“

Address in detail and depth the most up-to-date scientific evidence in the vast world of vector control and vector-borne diseases”



General Objective

- ◆ Guarantee professional improvement, through up-to-date and in-depth knowledge of the best scientific evidence for the prevention, diagnosis, and treatment of tropical diseases and international health with a multidisciplinary and integrative approach that facilitates the control of these pathologies



You will be able to explain the pathogenic mechanisms and the most frequent neoplasms associated with infectious agents in the tropics"





Specific Objectives

- ◆ Address in detail and depth the most up-to-date scientific evidence in the vast world of vector control and vector-borne diseases.
- ◆ Explain the pathogenic mechanisms and the most frequent neoplasms associated with infectious agents in the tropics

03

Course Management

This program has prestigious teachers and renowned medical specialists whose extensive professional experience in the field of parasitic diseases have contributed to the development of this curriculum, bringing quality and excellence to the degree. It is a multidisciplinary team of teachers from various medical specialties, from microbiology to pathological anatomy or pharmacology involved in the care of patients affected by parasites, viruses or bacteria of animal origin, resulting in a new and updated agenda, which includes the essential knowledge about this type of pathologies.



“

Advance with the best, boost your academic career by learning from today's top medical professionals”

International Guest Director

Dr. Daniel Caplivski is a leading specialist in Infectious Diseases with an extensive international clinical and academic career. As such, he has held high-ranking positions such as Director of the Travel Medicine Program at the Icahn School of Medicine, Mount Sinai Hospital, New York.

This outstanding professional has been recognized for his focus on Tropical and Travel Medicine, helping to prepare adults traveling to countries where Infectious Diseases, such as Malaria, Dengue and Yellow Fever, are common. He also has extensive experience in the application of vaccines of importance to travelers, such as Hepatitis, Tetanus and Japanese Encephalitis. In this regard, among his conscientious training, it is worth mentioning the prestigious Gorgas Postgraduate Certificate in Clinical Tropical Medicine, in Peru, a specialization in the diagnosis and treatment of diseases acquired abroad.

Likewise, throughout his career, Dr. Daniel Caplivski has been recognized for his medical excellence. So much so, that he has been included in the list of the Best Doctors in the New York Metropolitan Area, every year since 2013, by the publishing organization Castle Connolly, as well as in New York Magazine's Best Doctors list, since 2015. Likewise, among his numerous awards, the Physician Communication Excellence Award stands out, in addition to having been recognized as one of America's Most Honored Doctors.

In short, he has been a reference in the research, diagnosis and treatment of rare and complex infections, contributing to the field of Infectious Diseases at a global level. His dedication and commitment to his patients have positioned him as one of the most recommended and respected physicians in his field.



Dr. Caplivski, Daniel

- Director of the Travel Medicine Program at Mount Sinai Hospital, New York, USA
- Physician at Mount Sinai Hospital, New York
- Gorgas Postgraduate Certificate in Clinical Tropical Medicine, Peru
- Specialist in Internal Medicine and Infectious Diseases at Mount Sinai Hospital, Mount Sinai, New York
- Doctor of Medicine, Yale University
- B.A. in History and Literature from Harvard University

“

Thanks to TECH you will be able to learn with the best professionals in the world”

Management



Dr. Díaz Menéndez, Marta

- ◆ Specialist in Internal Medicine in the Department of Infectious/Tropical Medicine at Carlos III-La Paz Hospital.
- ◆ Degree in Medicine and Surgery from the University of Alcalá de Henares
- ◆ Specialty in Internal Medicine at La Paz University Hospital, Madrid.
- ◆ Doctorate in Medicine from the Autonomous University Madrid
- ◆ Teaching placements in Equatorial Guinea and Ethiopia as complementary training in tropical medicine.
- ◆ Master's degree in HIV Infection at the Rey Juan Carlos University
- ◆ Diploma in Nursing from the Autonomous University of Madrid.

Professors

Dra. de Miguel Buckley, Rosa

- ◆ F.E.A. Internal Medicine- Infectious Diseases Unit/ HIV Unit/Tropical and Travel Medicine Unit. La Paz University Hospital (Madrid)
- ◆ Degree in Medicine, University of Seville
- ◆ Medical Elective in the Digestive Service, Hepatology Section, at Cork University Hospital
- ◆ Professional Exchange of the International Federation of Medical Students' Associations, Cardiology Department, en The Medical University of Bialystok Clinical Hospital
- ◆ Collaborator in Health Research Fund (FIS) projects.
- ◆ Collaborating researcher in clinical trials TANGO, SALSA (multicenter, simplification of antiretroviral treatment), Hospital registry of patients affected by bacterial resistance (SEIMC)

Dr. Arsuaga Vicente, Marta

- ◆ F.E.A. Tropical Medicine and Travel Medicine Unit at La Paz University Hospital
- ◆ Degree in Medicine and Surgery from the University of Alcalá de Henares.
- ◆ Doctorate in Medicine from the Autonomous University Madrid
- ◆ Specialist in Internal Medicine from the Autonomous University Madrid
- ◆ Master's Degree in Tropical Medicine and International Health from the AUM
- ◆ Expert in Emerging Viruses from UAN

Dr. Untoria Tabares, Yeray

- ◆ Resident Intern, Internal Medicine La Paz University Hospital - Madrid
- ◆ Degree in Medicine from the Complutense University of Madrid.
- ◆ Master's Degree in Clinical Medicine from the Camilo José Cela University
- ◆ Master's Degree in Infectious Diseases and Antimicrobial Treatment from CEU Cardenal Herrera University.
- ◆ Specialist Diploma in Microbiological Diagnosis, Antimicrobial Treatment and Research in Infectious Pathology from CEU Cardenal Herrera University
- ◆ Specialist Diploma in Community and Nosocomial Infections from CEU Cardenal Herrera University
- ◆ Specialist Diploma in Chronic Infectious Diseases and Imported Infections from CEU Cardenal Herrera University

Dr. Trigo Esteban, Elena

- ◆ Physician in the Department of Tropical and Traveler's Diseases at the Carlos III Hospital La Paz.
- ◆ Degree in Medicine and Surgery from the Complutense University of Madrid
- ◆ Master's Degree in Tropical and Health Medicine from the Autonomous University of Madrid
- ◆ Degree in Emerging Viruses from the Autonomous University of Madrid.
- ◆ Course in Tropical and Infectious Diseases by the Oswaldo Cruz Foundation. Evandro Chagas Clinical Research Institute

Falces Romero, Iker

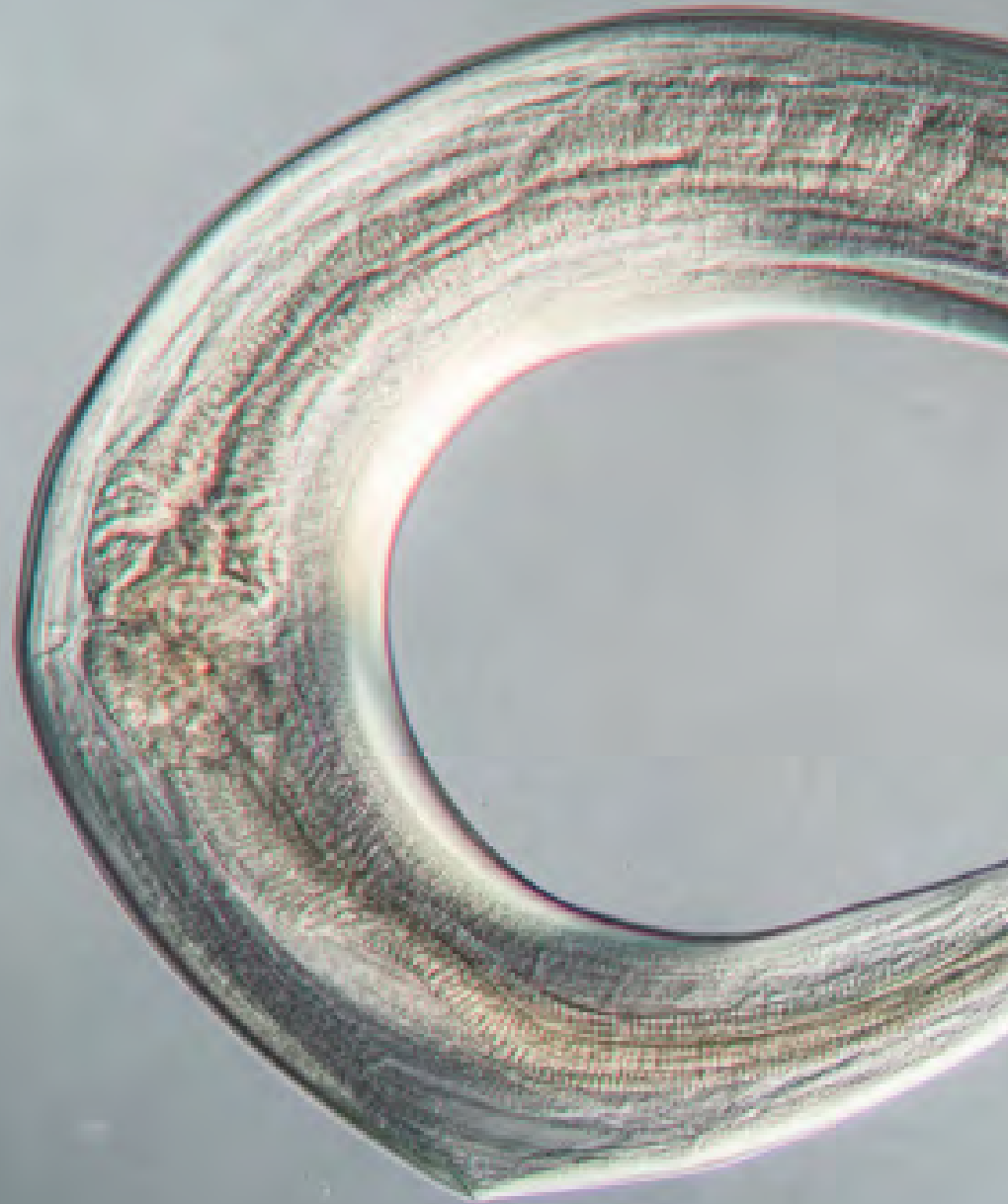
- ◆ Specialist in the Microbiology and Parasitology Department at La Paz University Hospital.
- ◆ Degree in Pharmacy from the University of Salamanca
- ◆ Master in Tropical Diseases from the University of Salamanca
- ◆ Professor of Special Microbiology on the Degree in Medicine at the Autonomous University of Madrid.

De la Calle Prieto, Fernando

- ◆ Physician in the Tropical and Travel Medicine Unit of the Carlos III-La Paz Hospital
- ◆ Collaborating physician in the Department of Internal Medicine, Faculty of Medicine, Complutense University of Madrid.
- ◆ Degree in Medicine and Surgery from the University of Alcalá de Henares
- ◆ Master's Degree in Tropical Medicine and International Health from the Autonomous University of Madrid

Dr. Arribas López, José Ramón

- ◆ Head of the Infectious Diseases Department at La Paz University Hospital.
- ◆ Coordinator of the High-Level Isolation Unit La Paz - Carlos III Hospital
- ◆ Degree in Medicine and Surgery from the Complutense University of Madrid
- ◆ Doctorate in Medicine from the Autonomous University Madrid



**Dr. Marcelo Calvo, Cristina**

- ◆ F.E.A. of Internal Medicine at La Paz University Hospital
- ◆ Degree in Medicine and Surgery from the University of Alcalá.
- ◆ Master's Degree in Infectious Diseases and Microbiological Diagnosis from CEU Cardenal Herrera University.
- ◆ Master's Degree in Integration and Clinical Problem Solving in Medicine from the University of Alcalá, Spain.
- ◆ Expert in community and nosocomial infections from the CEU Cardenal Herrera University
- ◆ Specialist Diploma in chronic infectious pathologies and imported infections from CEU Cardenal Herrera University

Dr. Díaz Pollán, Beatriz

- ◆ Specialist in the area of Infectious Diseases at La Paz University Hospital.
- ◆ Degree in Medicine and Surgery from the Autonomous University of Madrid.
- ◆ Master's Degree in Infectious Diseases and Antimicrobial Treatment from CEU Cardenal Herrera University.
- ◆ Specialist Diploma in community and nosocomial infections from the CEU Cardenal Herrera University
- ◆ Specialist Diploma in Microbiological Diagnosis, Antimicrobial Treatment and Research in Infectious Pathology from CEU Cardenal Herrera University
- ◆ Specialist Diploma in chronic infectious pathologies and imported infections from CEU Cardenal Herrera University

04

Structure and Content

The content of this program has been designed to focus on the following non-vectorial parasitic diseases: Schistosomiasis, amoebiasis, giardiasis, geohelminthiasis, taeniasis, fascioliasis, hydatodosis, dracunculiasis, toxocariasis and trichinellosis. Therefore, the most common diseases suffered by humans as definitive hosts of the parasite are studied in detail. Thus, a curriculum has been established that offers a broad perspective of non-vectorial parasitic diseases from the medical and social point of view, incorporating all the fields of work involved in the development of the professional's functions in this field.





“

In this university course you will learn about all the most prevalent non-vectorial parasitic diseases”

Module 1. Non-Vectorial Parasitic Diseases

- 1.1. Schistosomiasis
- 1.2. Amoebiasis.
- 1.3. Giardiasis
- 1.4. Geohelminthiasis
- 1.5. Taeniasis
- 1.6. Fascioliasis
- 1.7. Echinococcosis
- 1.8. Dracunculiasis
- 1.9. Toxocariasis.
- 1.10. Trichinosis.





“

You will learn the different methods of diagnosis of the parasitic pathology that does not need vectors to develop and you will delve into its transmission route"

05

Methodology

This training program provides you with a different way of learning. Our methodology is developed through a cyclical learning mode: **Relearning**.

This teaching system is used in the most prestigious medical schools in the world, and major publications such as the **New England Journal of Medicine** have considered it to be one of the most effective.



“

Discover Re-learning, a system that abandons conventional linear learning, to take you through cyclical teaching systems: a way of learning that has proven to be extremely effective, especially in subjects that require memorization".

At TECH we use the Case Method

In a given situation, what would you do? Throughout the program, you will be presented with multiple simulated clinical cases based on real patients, where you will have to investigate, establish hypotheses and, finally, resolve the situation. There is abundant scientific evidence on the effectiveness of the method. Specialists learn better, faster, and more sustainably over time.

With TECH you can experience a way of learning that is shaking the foundations of traditional universities around the world.



According to Dr. Gervas, the clinical case is the annotated presentation of a patient, or group of patients, which becomes a "case", an example or model that illustrates some peculiar clinical component, either because of its teaching potential or because of its uniqueness or rarity. It is essential that the case is based on current professional life, trying to recreate the real conditions in professional medical practice.

“

Did you know that this method was developed in 1912 at Harvard for law students? The case method consisted of presenting students with real-life, complex situations for them to make decisions and justify their decisions on how to solve them. In 1924, Harvard adopted it as a standard teaching method"

The effectiveness of the method is justified by four fundamental achievements:

1. Students who follow this method not only grasp concepts, but also develop their mental capacity by evaluating real situations and applying their knowledge.
2. The learning process has a clear focus on practical skills that allow the student to better integrate into the real world.
3. Ideas and concepts are understood more efficiently, given that the example situations are based on real-life.
4. Students like to feel that the effort they put into their studies is worthwhile. This then translates into a greater interest in learning and more time dedicated to working on the course.



Re-Learning Methodology

At TECH we enhance the Harvard case method with the best 100% online teaching methodology available: Re-learning.

Our University is the first in the world to combine the study of clinical cases with a 100% online learning system based on repetition, combining a minimum of 8 different elements in each lesson, which represent a real revolution with respect to simply studying and analyzing cases.



The physician will learn through real cases and by solving complex situations in simulated learning environments. These simulations are developed using state-of-the-art software to facilitate immersive learning.

At the forefront of world teaching, the Re-learning method has managed to improve the overall satisfaction levels of professionals who complete their studies, with respect to the quality indicators of the best Spanish-speaking online university (Columbia University).

With this methodology we have trained more than 250,000 physicians with unprecedented success, in all clinical specialties regardless of the surgical load. All this in a highly demanding environment, where the students have a strong socio-economic profile and an average age of 43.5 years.

Re-learning will allow you to learn with less effort and better performance, involving you more in your specialization, developing a critical mindset, defending arguments, and contrasting opinions: a direct equation to success.

In our program, learning is not a linear process, but rather a spiral (we learn, unlearn, forget, and re-learn). Therefore, we combine each of these elements concentrically.

The overall score obtained by our learning system is 8.01, according to the highest international standards.



In this program you will have access to the best educational material, prepared with you in mind:



Study Material

All teaching material is produced by the specialists who teach the course, specifically for the course, so that the teaching content is highly specific and precise.

This content is then adapted in an audiovisual format that will create our way of working online, with the latest techniques that allow us to offer you high quality in all of the material that we provide you with.



Latest Techniques and Procedures on Video

We introduce you to the latest techniques, to the latest educational advances, to the forefront of current medical techniques. All of this, first hand, with the maximum rigor, explained and detailed for your assimilation and understanding. And best of all, you can watch them as many times as you want.



Interactive Summaries

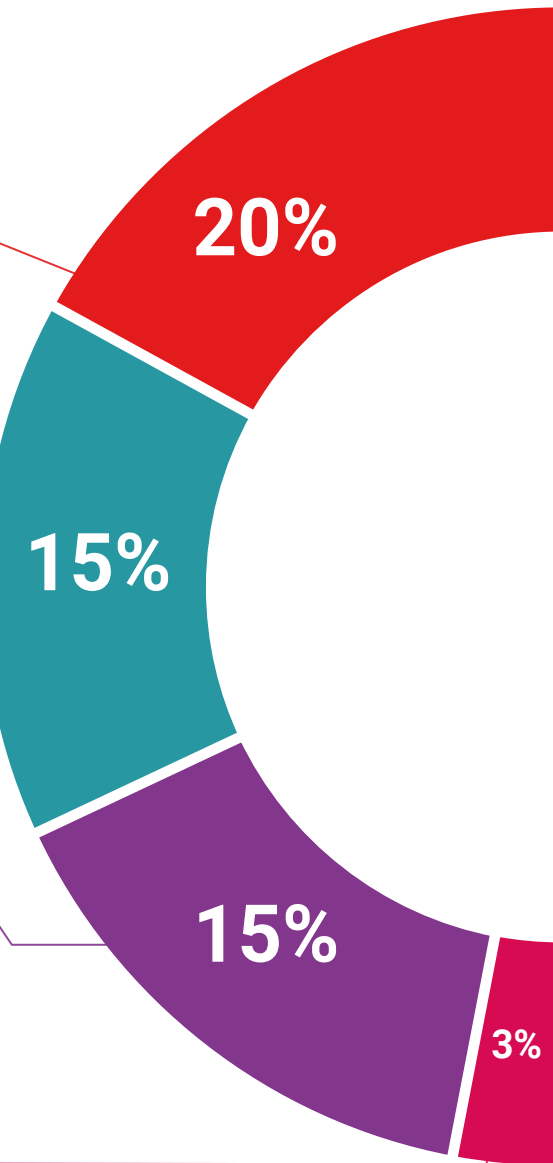
We present the contents attractively and dynamically in multimedia lessons that include audio, videos, images, diagrams, and concept maps in order to reinforce knowledge.

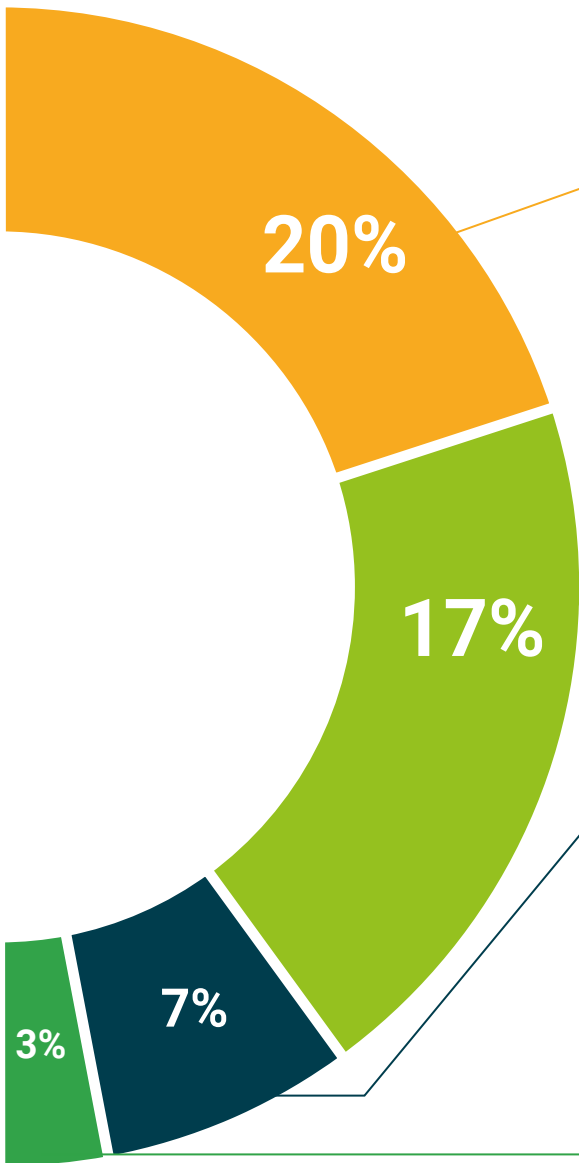
This unique multimedia content presentation training system was awarded by Microsoft as a "European Success Story".



Additional Reading

Recent articles, consensus documents, international guides. in our virtual library you will have access to everything you need to complete your training.





Expert-Led Case Studies and Case Analysis

Effective learning ought to be contextual. Therefore, we will present you with real case developments in which the expert will guide you through focusing on and solving the different situations: a clear and direct way to achieve the highest degree of understanding.



Testing & Re-testing

We periodically evaluate and re-evaluate your knowledge throughout the program, through assessment and self-assessment activities and exercises: So that you can see how you are achieving your goals.



Classes

There is scientific evidence suggesting that observing third-party experts can be useful.

Learning from an expert strengthens knowledge and memory, and generates confidence in our future difficult decisions.



Quick Action Guides

We offer you the most relevant contents of the course in the form of worksheets or quick action guides. A synthetic, practical, and effective way to help you progress in your learning.



06

Certificate

The Postgraduate Certificate in Non-vectorial Parasitic Diseases guarantees you, in addition to the most rigorous and updated training, access to a University Degree issued by TECH Global University.



“

Successfully complete this Postgraduate Certificate and receive your university certificate without travel or laborious paperwork"

This program will allow you to obtain your **Postgraduate Certificate in Non-vectorial Parasitic Diseases** endorsed by **TECH Global University**, the world's largest online university.

TECH Global University is an official European University publicly recognized by the Government of Andorra (**official bulletin**). Andorra is part of the European Higher Education Area (EHEA) since 2003. The EHEA is an initiative promoted by the European Union that aims to organize the international training framework and harmonize the higher education systems of the member countries of this space. The project promotes common values, the implementation of collaborative tools and strengthening its quality assurance mechanisms to enhance collaboration and mobility among students, researchers and academics.

This **TECH Global University** title is a European program of continuing education and professional updating that guarantees the acquisition of competencies in its area of knowledge, providing a high curricular value to the student who completes the program.

Title: **Postgraduate Certificate in Non-vectorial Parasitic Diseases**

Modality: **online**

Duration: **6 weeks**

Accreditation: **6 ECTS**



*Apostille Convention. In the event that the student wishes to have their paper diploma issued with an apostille, TECH Global University will make the necessary arrangements to obtain it, at an additional cost.

health future
confidence people
education information tutors
guarantee accreditation teaching
institutions technology learning
community commitment
personalized service innovation
knowledge present quality
development languages
virtual classroom



Postgraduate Certificate Non-vectorial Parasitic Diseases

- » Modality: online
- » Duration: 6 weeks
- » Certificate: TECH Global University
- » Credits: 6 ECTS
- » Schedule: at your own pace
- » Exams: online

Postgraduate Certificate

Non-Vectorial Parasitic Diseases

