

# Postgraduate Certificate

## Neurodegenerative Disorders Caused by Prions

$\alpha$ -helix rich





## Postgraduate Certificate Neurodegenerative Disorders Caused by Prions

- » Modality: online
- » Duration: 6 weeks
- » Certificate: TECH Global University
- » Credits: 6 ECTS
- » Schedule: at your own pace
- » Exams: online

Website: [www.techtitute.com/us/medicine/postgraduate-certificate/neurodegenerative-disorders-caused-prions](http://www.techtitute.com/us/medicine/postgraduate-certificate/neurodegenerative-disorders-caused-prions)

# Index

01

Introduction

---

*p. 4*

02

Objectives

---

*p. 8*

03

Course Management

---

*p. 12*

04

Structure and Content

---

*p. 18*

05

Methodology

---

*p. 22*

06

Certificate

---

*p. 30*

# 01

# Introduction

In recent years, science has made remarkable advances that allow greater accuracy and speed in the early diagnosis of spongiform encephalopathies. These changes require the professional to be constantly up to date in order to be able to intervene effectively in the management of these diseases. This TECH course will focus on the most outstanding advances in a highly specialized program in which you will learn directly from specialists recognized for their trajectory and teaching capacity. An exceptional opportunity to give a boost to your training.



“

*Add to your education a highly specialized Postgraduate Certificate in Neurodegenerative Disorders Caused by Prions, with the confidence of learning from the best professionals in the sector"*

The aging of the population is causing the prevalence of this type of disease to become very relevant. Adequate management, early detection and symptomatic and extended treatment are essential to achieve the best prognosis.

In this program, you will be able to know and learn how to use the most advanced diagnostic methods related to Spongiform Encephalopathies. You will learn how to use genetic analysis and neuroimaging and how to interpret their results.

During the training, the recognition of early signs and symptoms of these disorders will be discussed in depth in order to provide early intervention to improve the quality of life of patients.

A very complete review of the Neurodegenerative Disorders caused by Prions that will allow you to make a faster and more accurate intervention in the professional praxis.

The Postgraduate Certificate in Neurodegenerative Disorders Caused by Prions aims to train with rigor, teach with precision and provide train of improvement so that students are able to lead realistic care and teaching programs in the specific area of their professional competencies.

This **Postgraduate Certificate in Neurodegenerative Disorders Caused by Prions** contains the most complete and up-to-date scientific program on the market. The most important features include:

- ◆ Development of a Large Number of Case Studies Presented by Experts
- ◆ Graphic, schematic, and highly practical contents
- ◆ The latest developments and cutting-edge advances in this area
- ◆ Practical exercises where the self-evaluation process can be carried out to improve learning
- ◆ Innovative and highly efficient methodologies
- ◆ Theoretical lessons, questions to the expert, debate forums on controversial topics, and individual reflection assignments
- ◆ Content that is accessible from any fixed or portable device with an Internet connection



*This Postgraduate Certificate is the best investment you can make to acquire the best and most up-to-date knowledge in Neurodegenerative Disorders Caused by Prions”*





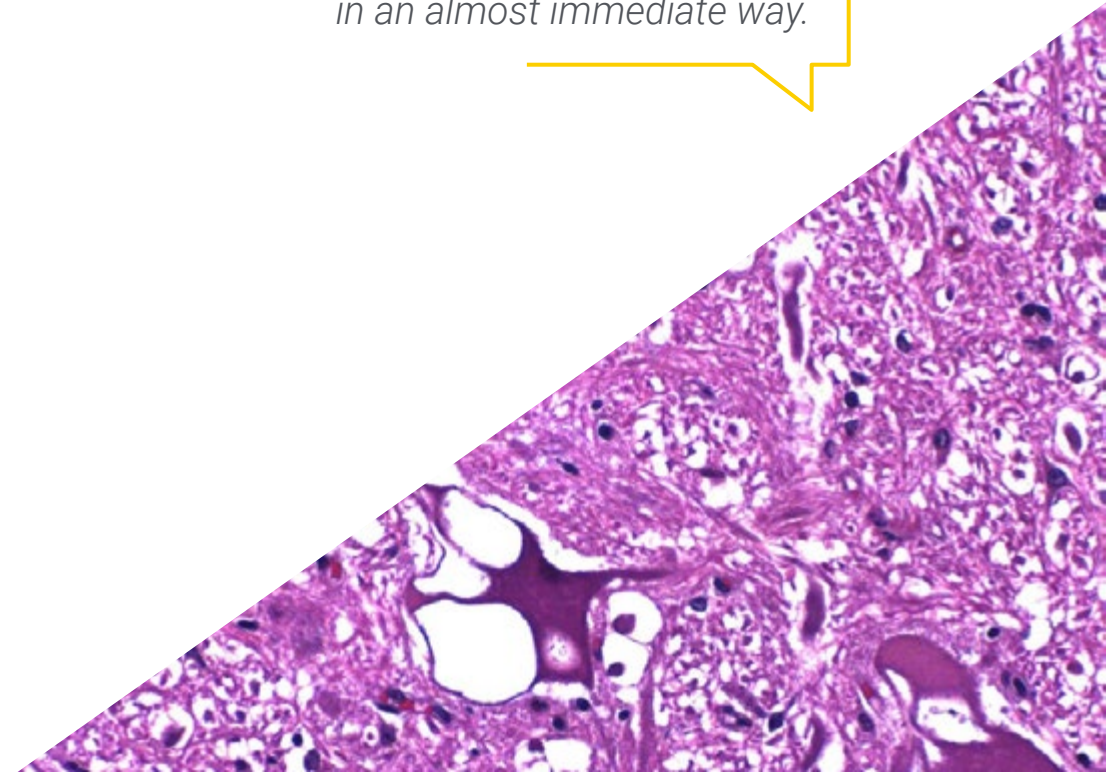
*The latest advances in the area of Neurodegenerative Disorders Caused by Prions compiled in a highly efficient training course that will optimize your effort with the best results"*

*All the necessary methodology for the professional, in a high impact, specific and concrete Postgraduate Certificate.*

*A training program created to allow you to implement your acquired knowledge into your daily practice in an almost immediate way.*

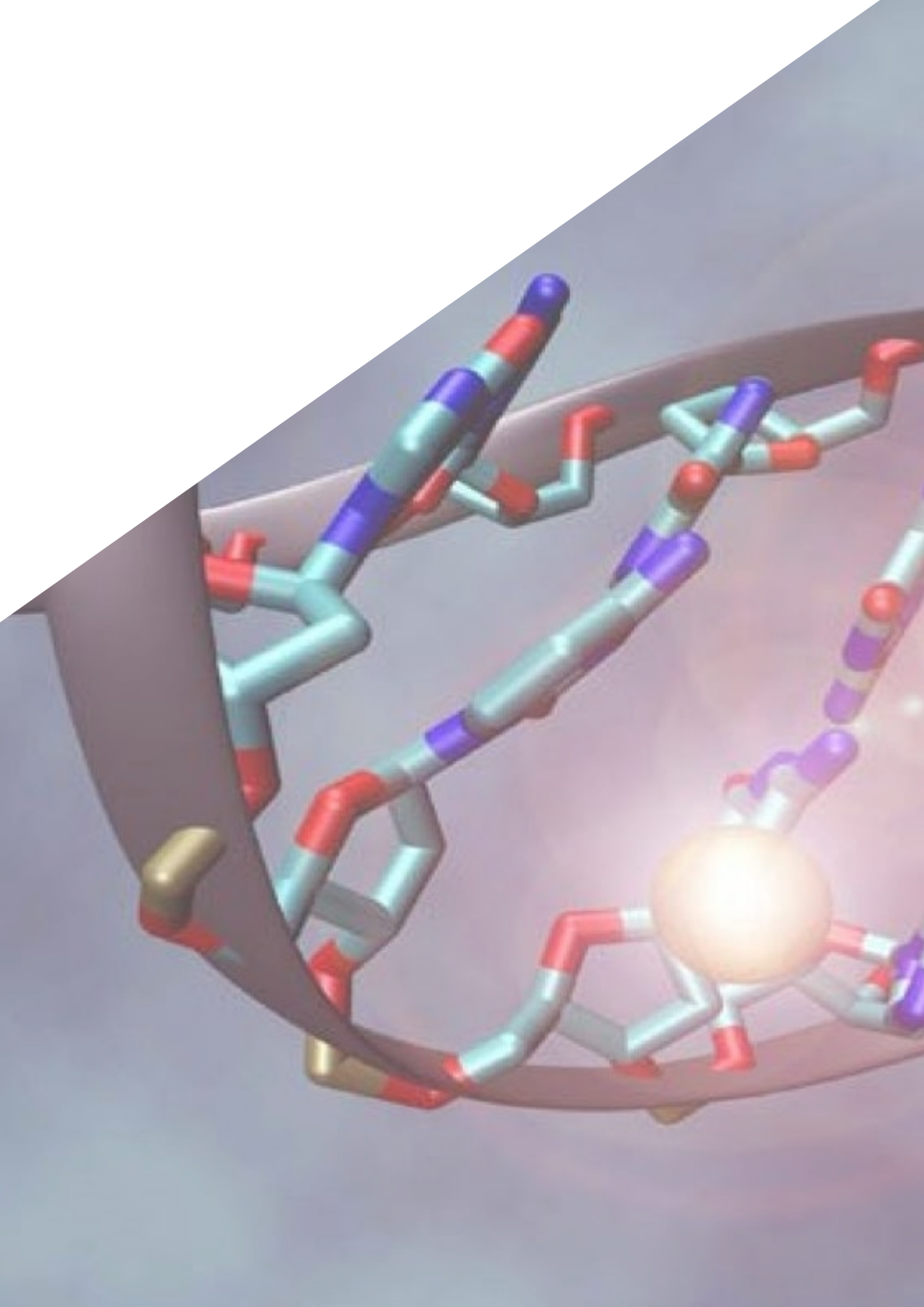
The development of this Postgraduate Certificate is focused on the practice of proposed theoretical learning. Through the most effective teaching systems, proven methods imported from the most prestigious universities in the world, you will be able to acquire new knowledge in a practical way. In this way, TECH strives to convert its efforts into real and immediate competencies.

Our online system is another of the strengths of our training proposal. With an interactive platform that has the advantages of the latest technological developments, we put at your service the most interactive digital tools. In this way TECH can offer you a way of learning that is totally adaptable to your needs, so that you can perfectly combine this training with your personal or professional life.

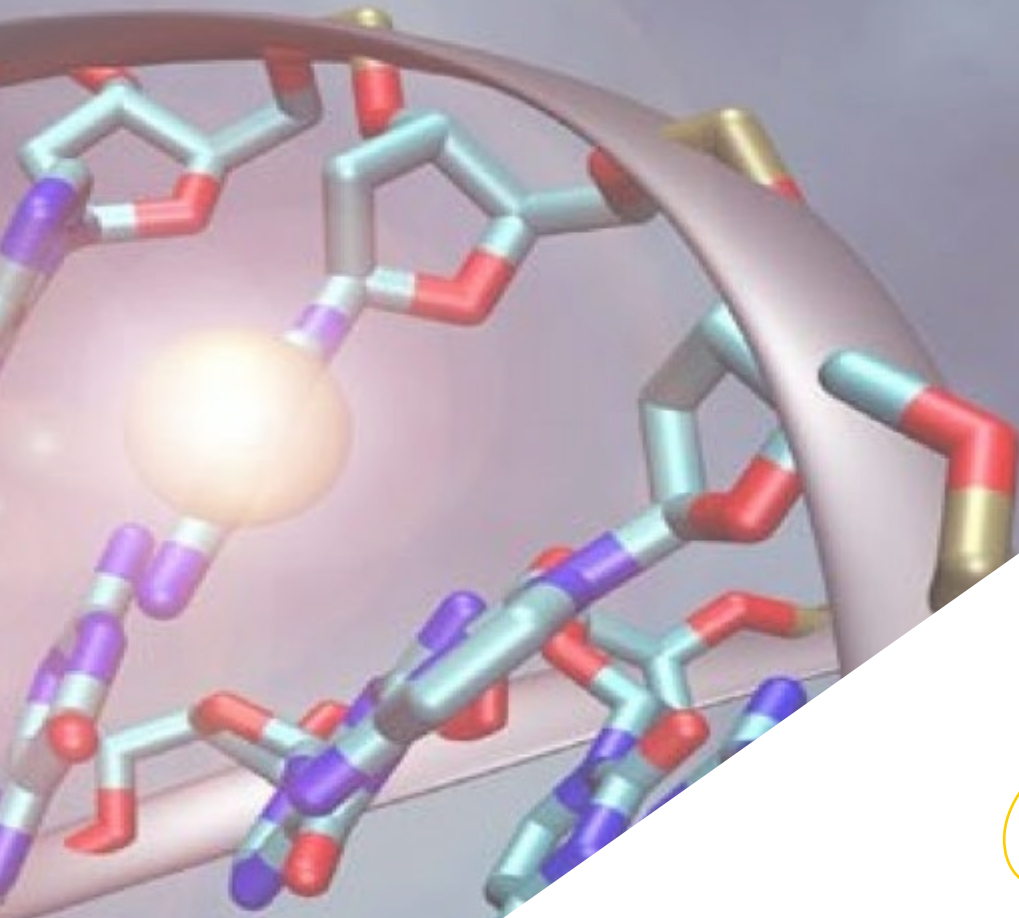


# 02 Objectives

The objective of this Postgraduate Certificate is to offer medical professionals a complete pathway to acquire knowledge, competencies and skills in the area of Prion Neurodegenerative Disorders or to update on the latest advances in this area of intervention. A practical and effective way to keep you at the forefront of a constantly evolving profession.







“

*Our goal is simple: to help you get the most complete update on Neurodegenerative Disorders Caused by Prions in a program that is fully compatible with your work and personal obligations"*



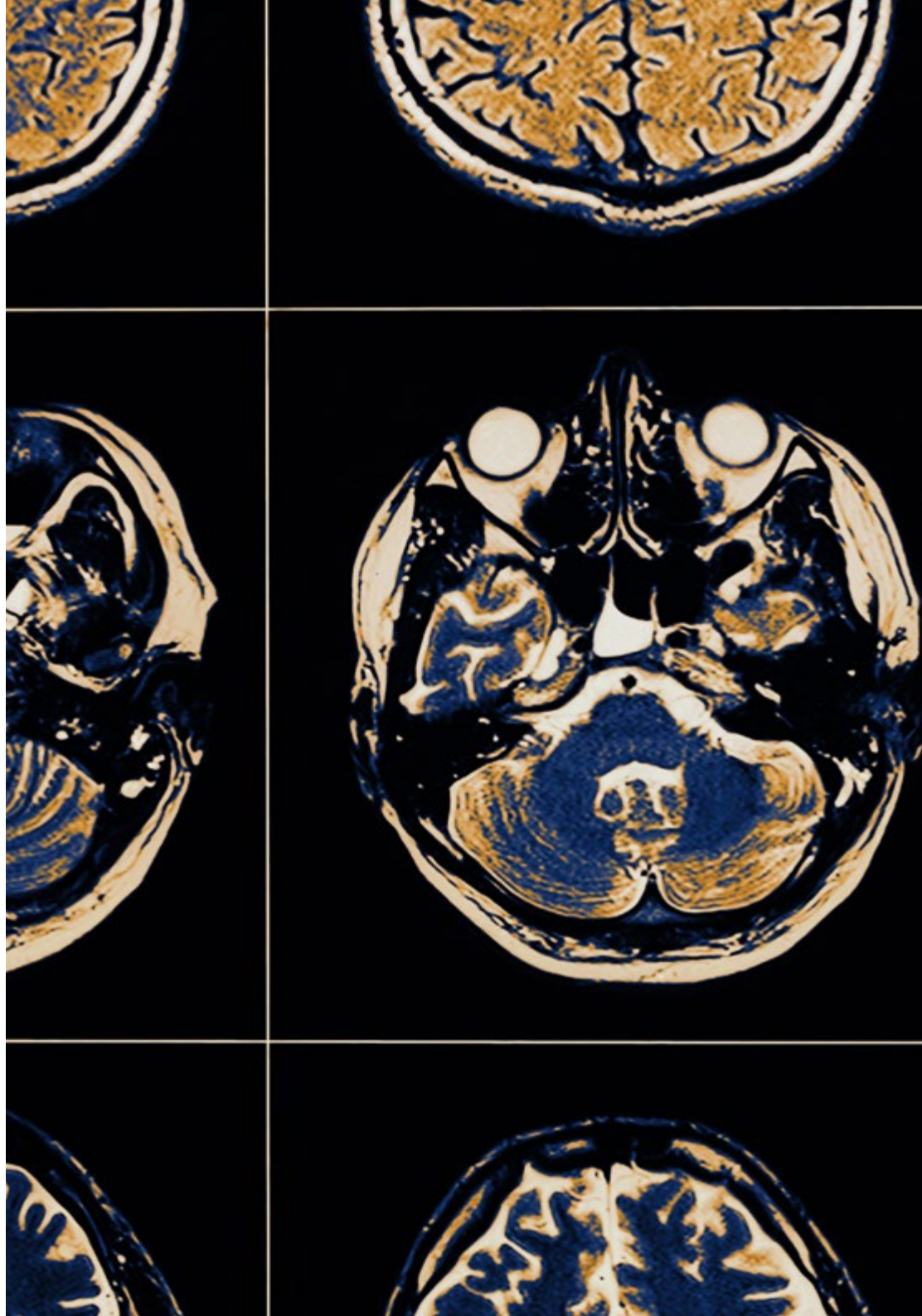
## General Objectives

---

- ◆ Know the most modern findings in the genetic and proteomic alterations of these diseases, as well as in the translational neurology that have produced these findings
- ◆ Acquire the appropriate and most effective tools to recognize the clinical picture, interpret the findings of complementary tests and appropriately treat patients with neurodegenerative diseases



*An opportunity created for professionals who are looking for an intensive and effective course with which to take a significant step forward in their profession”*





## Specific Objectives

---

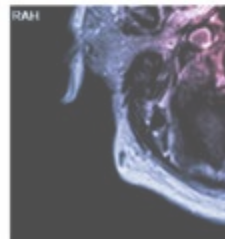
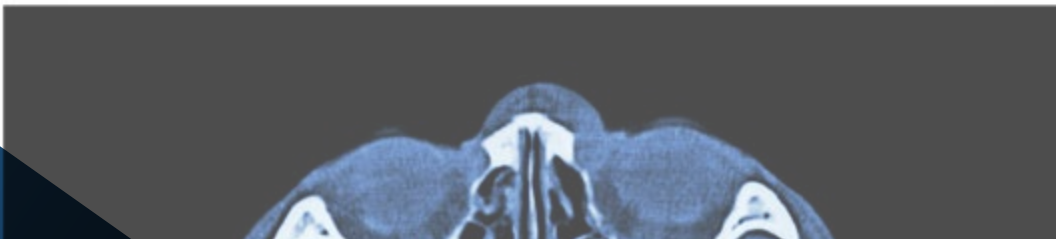
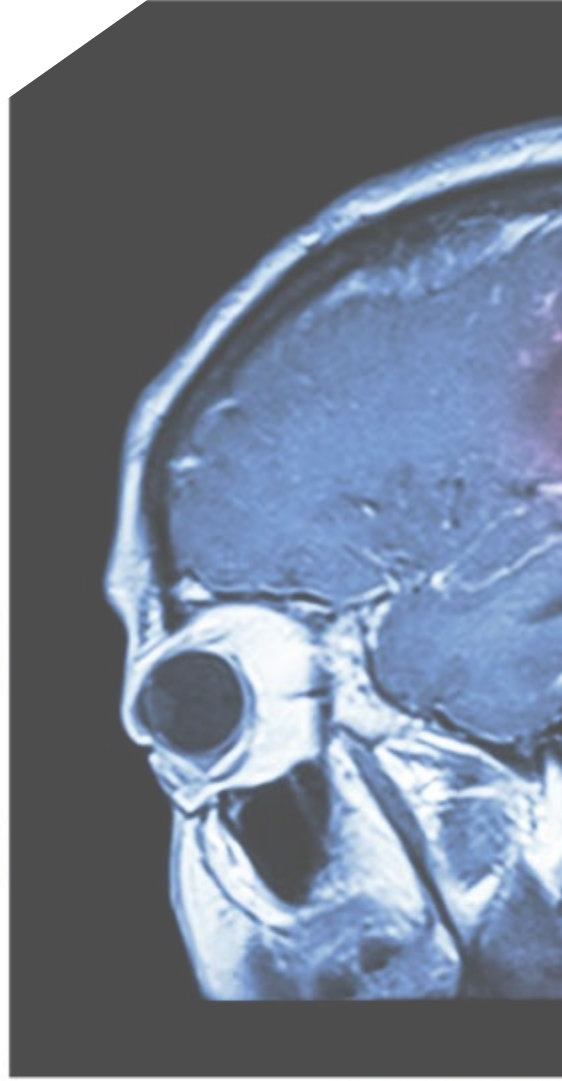
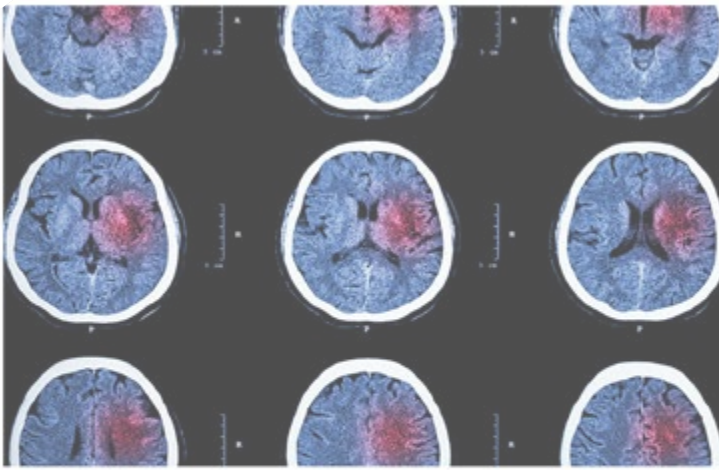
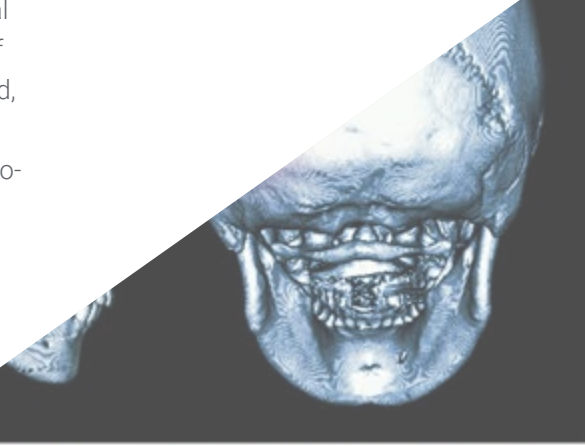
- ◆ Expand the diagnostic capacity of Spongiform Encephalopathies and recognize the different clinical manifestations of these diseases
- ◆ Update the genetic basis of these diseases and their implications for possible future treatments
- ◆ Know how to manage the symptoms of these diseases to improve the quality of life of patients
- ◆ Improve the knowledge of the different diagnostic tools for Prion Diseases

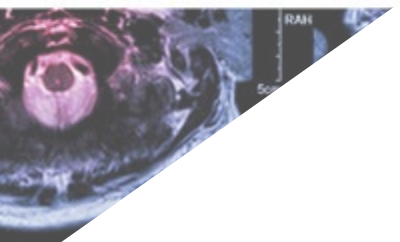
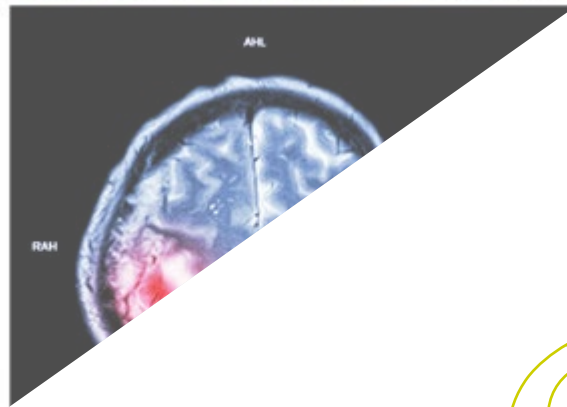
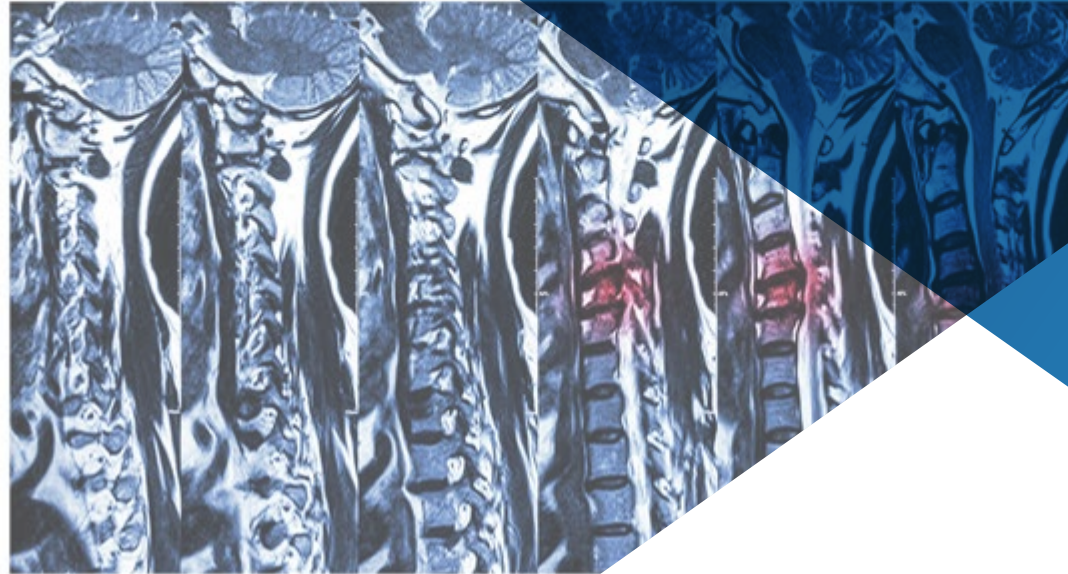


# 03

# Course Management

This comprehensive Postgraduate Certificate in Neurodegenerative Disorders Caused by Prions is taught by leading specialists in the field. Trained in different fields of clinical care and practice, all of them experienced in teaching and research in different areas of the nervous system and with the necessary management knowledge to provide a broad, systematic and realistic vision within the complexity of this area of Neuroscience, this group of experts will accompany you throughout the training, putting their real and up-to-date experience at your service.





“

*An exceptional opportunity to learn from the best professionals in the sector”*

## International Guest Director


Doctor Adriano Aguzzi is a prominent specialist at the European and international levels, serving as the director of the Swiss National Reference Center for Prion Diseases. From this institution, he delves into the diagnosis of **Transmissible Spongiform Encephalopathies** and develops **proprietary therapeutic methods** to address these pathologies based on a meticulous study of the immunological and molecular foundations.

Adriano Aguzzi's most significant scientific achievements are related to the discovery of the **pathways through which prions reach the central nervous system** through in vivo genetic manipulation of mice. Furthermore, his laboratory is committed to creating **state-of-the-art tissue clearing technologies** that provide microscopic images of the complete rodent brains, allowing for their 3D reconstruction with maximum precision. Those techniques hold promise for the academic community, allowing the **characterization of vascular phenotypes** in the context of cerebrovascular accidents and neurodegenerative diseases such as Alzheimer's or Parkinson's.

Among his numerous studies, his project *Exploring the Loci of Cognitive Decline stands out*. In it, Aguzzi proposes the **combination of three-dimensional morphology** with sophisticated **fluorochrome chemistry** and **molecular genome interrogation/perturbation methods**. Through these revolutionary techniques, he aims to create a detailed **atlas of the different types of cells** causing neurodegenerative damage.

His pioneering contributions have received various recognitions. Among these awards, it is worth mentioning the Ernst-Jung Award, the Robert-Koch Award, and an honorary medal from the European Molecular Biology Organization. Furthermore, he was honored as a Distinguished NOMIS Scientist and has received Advanced Grants from the European Research Council (ERC) to expand his innovations.

Moreover, this distinguished neuroscientist is part of the editorial board of *Science* and serves as the editor-in-chief of the *Swiss Medical Weekly*. In addition, he serves on the advisory boards of numerous philanthropic foundations and biomedicine companies, also acting as the director of the Institute of Neuropathology at the University of Zurich.





## Dr. Aguzzi, Adriano

---

- Director of the Swiss National Reference Center for Prion Diseases
- Director of the Institute of Neuropathology in Zurich
- Professor at the University of Zurich
- Editor-in-Chief of the Swiss Medical Weekly
- Postdoctoral researcher at the Institute of Molecular Pathology (IMP) in Vienna
- Doctor in Medicine and Surgery, Faculty of Medicine, University of Fribourg
- Director of the Board of the European Brain Research Institute (EBRI) in Italy
- Member of: Scientific Advisory Board of the Italian Institute of Technology in Genoa, Advisory Board of the Giovanni Armenise-Harvard Foundation in Boston, Neuroscience Committee of the Wellcome Trust in London, and Supervisory Board of the Roche Research Foundation

“

*Thanks to TECH you will be able to learn with the best professionals in the world"*

## Management



### Dr. Yusta Izquierdo, Antonio

- ◆ Degree in medicine and surgery in 1985 from the Faculty of Medicine of the Autonomous University of Madrid Obtained 5 passes, 16 Bs, 7 As, and 4 As with honors during the course of the course
- ◆ Bachelor's degree in medicine and surgery with the grade of outstanding, after the completion of the thesis "Plasmapheresis and immunosuppressants in the treatment of myasthenia gravis," in October 1985
- ◆ Doctor of Medicine and Surgery Degree from the Faculty of Medicine of the Autonomous University of Madrid with the Doctoral Thesis entitled: "Normal variations of short-, medium- and long-latency auditory evoked potentials Mid- and long-latency evoked potentials in dementia patients" With the qualification of "apto cum laude by unanimous decision" In October 1990
- ◆ Specialty in Neurology at the Neurology Service of the Puerta de Hierro Clinic (Dr. Liaño Martínez) between 1987 and 1991
- ◆ Coordinator of the Neuromuscular Pathology Unit of the Neurology Service of the Puerta de Hierro Clinic in Madrid, between July 1990 and March 1991
- ◆ Specialist in Neurology at the University Hospital of Guadalajara from April 29, 1991 to May 2, 2004
- ◆ Head of Neurology at the Integrated Care Management of Guadalajara, the University Hospital of Guadalajara and the Brain Injury Unit of the Institute of Neurological Diseases of Castilla La Mancha since May 3, 2004, a position he still holds today
- ◆ Professor of Health Sciences -Profile Neurology- at the Faculty of Medicine of the University of Alcalá, since October 1, 1991, position he currently holds
- ◆ Coordinator of the subject "MEDICAL CLINIC" of the Sixth Year, Faculty of Medicine of Alcalá, at the University Hospital of Guadalajara; from the academic year 1993-94 to the academic year 2010-1011

## Professors

### Dr. Romero Delgado, Fernando

- ◆ Assistant Neurology Specialist at the University Hospital of Guadalajara (October 2018-present)
- ◆ Consultant Neurologist, Multiple Sclerosis and Other Demyelinating Diseases Monographic Consultation; and Neurology on-call at Sanitas La Moraleja University Hospital (June 2016 - Present)
- ◆ On-call contract as Neurology Assistant at Guadalajara University Hospital (February 2018- September 2018)
- ◆ Assistant Neurology Specialist at San Carlos Clinical Hospital (August 2017 - February 2018)
- ◆ Integrated Researcher at the Multiple Sclerosis Unit of the San Carlos Clinical Hospital, through the Foundation for Biomedical Research (June 2017 - July 2017)
- ◆ Integrated Researcher in the Multiple Sclerosis and Other Demyelinating Diseases Unit at the General University Hospital Gregorio Marañón, through the Foundation for Biomedical Research (July 2015 - May 2017)



# 04

## Structure and Content

The structure of the contents has been designed by a team of professionals, aware of the current relevance of training in order to advance in the labor market with security and competitiveness, and to practice the profession with the excellence that only the best training allows.





“

*This Postgraduate Certificate contains the most complete and up-to-date scientific program on the market”*



## Module 1. Neurodegenerative Disorders Caused by Prions

- 1.1. Introduction to the Neurodegenerative Pathology Caused by Prions
- 1.2. Sporadic Creutzfeldt-Jakob Disease
  - 1.2.1. Incidence
  - 1.2.2. Symptomatic Treatment of Creutzfeldt-Jakob Disease
- 1.3. CIE Variant Creutzfeldt-Jakob Disease ("Mad Cow disease")
- 1.4. Creutzfeldt-Jakob Disease Genetics
- 1.5. Oatrogenic Creutzfeldt-Jakob Disease
- 1.6. Fatal Family Insomnia
- 1.7. Gerstmann-Sträussler-Scheinker Disease
- 1.8. Kuru Disease
- 1.9. Protease-Sensitive Prionopathy







“

*A unique, key, and decisive training experience to boost your professional development”*

05

# Methodology

This academic program offers students a different way of learning. Our methodology uses a cyclical learning approach: **Relearning**.

This teaching system is used, for example, in the most prestigious medical schools in the world, and major publications such as the **New England Journal of Medicine** have considered it to be one of the most effective.





“

*Discover Relearning, a system that abandons conventional linear learning, to take you through cyclical teaching systems: a way of learning that has proven to be extremely effective, especially in subjects that require memorization"*

## At TECH we use the Case Method

What should a professional do in a given situation? Throughout the program, students will face multiple simulated clinical cases, based on real patients, in which they will have to do research, establish hypotheses, and ultimately resolve the situation. There is an abundance of scientific evidence on the effectiveness of the method. Specialists learn better, faster, and more sustainably over time.

*With TECH you will experience a way of learning that is shaking the foundations of traditional universities around the world.*



According to Dr. Gérvas, the clinical case is the annotated presentation of a patient, or group of patients, which becomes a "case", an example or model that illustrates some peculiar clinical component, either because of its teaching power or because of its uniqueness or rarity. It is essential that the case is based on current professional life, trying to recreate the real conditions in the physician's professional practice.



“

*Did you know that this method was developed in 1912, at Harvard, for law students? The case method consisted of presenting students with real-life, complex situations for them to make decisions and justify their decisions on how to solve them. In 1924, Harvard adopted it as a standard teaching method”*

The effectiveness of the method is justified by four fundamental achievements:

1. Students who follow this method not only achieve the assimilation of concepts, but also a development of their mental capacity, through exercises that evaluate real situations and the application of knowledge.
2. Learning is solidly translated into practical skills that allow the student to better integrate into the real world.
3. Ideas and concepts are understood more efficiently, given that the example situations are based on real-life.
4. Students like to feel that the effort they put into their studies is worthwhile. This then translates into a greater interest in learning and more time dedicated to working on the course.



## Relearning Methodology

At TECH we enhance the case method with the best 100% online teaching methodology available: Relearning.

This university is the first in the world to combine the study of clinical cases with a 100% online learning system based on repetition, combining a minimum of 8 different elements in each lesson, a real revolution with respect to the mere study and analysis of cases.

*Professionals will learn through real cases and by resolving complex situations in simulated learning environments. These simulations are developed using state-of-the-art software to facilitate immersive learning.*





At the forefront of world teaching, the Relearning method has managed to improve the overall satisfaction levels of professionals who complete their studies, with respect to the quality indicators of the best online university (Columbia University).

With this methodology, more than 250,000 physicians have been trained with unprecedented success in all clinical specialties regardless of surgical load. Our pedagogical methodology is developed in a highly competitive environment, with a university student body with a strong socioeconomic profile and an average age of 43.5 years old.

*Relearning will allow you to learn with less effort and better performance, involving you more in your specialization, developing a critical mindset, defending arguments, and contrasting opinions: a direct equation to success.*

In our program, learning is not a linear process, but rather a spiral (learn, unlearn, forget, and re-learn). Therefore, we combine each of these elements concentrically.

The overall score obtained by TECH's learning system is 8.01, according to the highest international standards.



This program offers the best educational material, prepared with professionals in mind:



#### Study Material

All teaching material is produced by the specialists who teach the course, specifically for the course, so that the teaching content is highly specific and precise.

These contents are then applied to the audiovisual format, to create the TECH online working method. All this, with the latest techniques that offer high quality pieces in each and every one of the materials that are made available to the student.



#### Surgical Techniques and Procedures on Video

TECH introduces students to the latest techniques, the latest educational advances and to the forefront of current medical techniques. All of this in direct contact with students and explained in detail so as to aid their assimilation and understanding. And best of all, you can watch the videos as many times as you like.



#### Interactive Summaries

The TECH team presents the contents attractively and dynamically in multimedia lessons that include audio, videos, images, diagrams, and concept maps in order to reinforce knowledge.

This exclusive educational system for presenting multimedia content was awarded by Microsoft as a "European Success Story".



#### Additional Reading

Recent articles, consensus documents and international guidelines, among others. In TECH's virtual library, students will have access to everything they need to complete their course.





#### Expert-Led Case Studies and Case Analysis

Effective learning ought to be contextual. Therefore, TECH presents real cases in which the expert will guide students, focusing on and solving the different situations: a clear and direct way to achieve the highest degree of understanding.



#### Testing & Retesting

We periodically evaluate and re-evaluate students' knowledge throughout the program, through assessment and self-assessment activities and exercises, so that they can see how they are achieving their goals.



#### Classes

There is scientific evidence on the usefulness of learning by observing experts. The system known as Learning from an Expert strengthens knowledge and memory, and generates confidence in future difficult decisions.



#### Quick Action Guides

TECH offers the most relevant contents of the course in the form of worksheets or quick action guides. A synthetic, practical, and effective way to help students progress in their learning.



# 06 Certificate

The Postgraduate Certificate in Neurodegenerative Disorders Caused by Prions guarantees students, in addition to the most rigorous and up-to-date education, access to a Postgraduate Certificate issued by TECH Global University





“

*Successfully complete this program and receive your university qualification without having to travel or fill out laborious paperwork”*

This program will allow you to obtain your **Postgraduate Certificate in Neurodegenerative Disorders Caused by Prions** endorsed by **TECH Global University**, the world's largest online university.

**TECH Global University** is an official European University publicly recognized by the Government of Andorra ([official bulletin](#)). Andorra is part of the European Higher Education Area (EHEA) since 2003. The EHEA is an initiative promoted by the European Union that aims to organize the international training framework and harmonize the higher education systems of the member countries of this space. The project promotes common values, the implementation of collaborative tools and strengthening its quality assurance mechanisms to enhance collaboration and mobility among students, researchers and academics.

This **TECH Global University** title is a European program of continuing education and professional updating that guarantees the acquisition of competencies in its area of knowledge, providing a high curricular value to the student who completes the program.

Title: **Postgraduate Certificate in Neurodegenerative Disorders Caused by Prions**

Modality: **online**

Duration: **6 weeks**

Accreditation: **6 ECTS**



\*Apostille Convention. In the event that the student wishes to have their paper diploma issued with an apostille, TECH Global University will make the necessary arrangements to obtain it, at an additional cost.



future  
health confidence people  
education information tutors  
guarantee accreditation teaching  
institutions technology learning  
community commitment  
personalized service innovation  
knowledge present  
online treatment  
development languages  
virtual classroom

**tech** global  
university

**Postgraduate Certificate**  
Neurodegenerative Disorders  
Caused by Prions

- » Modality: online
- » Duration: 6 weeks
- » Certificate: TECH Global University
- » Credits: 6 ECTS
- » Schedule: at your own pace
- » Exams: online

# Postgraduate Certificate

Neurodegenerative Disorders  
Caused by Prions