

Postgraduate Certificate Neonatal and Fetal Surgery





Postgraduate Certificate Neonatal and Fetal Surgery

- » Modality: online
- » Duration: 6 weeks
- » Certificate: TECH Technological University
- » Dedication: 16h/week
- » Schedule: at your own pace
- » Exams: online

Website: www.techtitute.com/us/medicine/postgraduate-certificate/neoatal-fetal-surgery

Index

01

Introduction

p. 4

02

Objectives

p. 8

03

Course Management

p. 14

04

Structure and Content

p. 18

05

Methodology

p. 22

06

Certificate

p. 30

01

Introduction

Expand your training in Neonatal and Fetal Surgery with this high-level training, developed by industry professionals with extensive experience in the field. Train in a high-demand specialty, with the latest industry resources used in this intensive program.





“

This Postgraduate Certificate is aimed at specialists who want update their knowledge and acquire the latest techniques in Neonatal and Fetal Surgery”

In addition to requiring in-depth knowledge of these techniques this apprenticeship requires a specific theoretical and practical program. The offer of these techniques to patients by hospitals is a seal of quality in health care. Nowadays, the parents of patients who are familiar with the latest technologies demand professionals who master them and can treat their children with minimally invasive techniques such as Neonatal and Fetal Surgery. They can treat many of the surgical pathologies of pediatric patients.

Therefore, it is reasonable to promote the training of professionals in this discipline, whose teaching is not regulated, having to resort to postgraduate training that includes different professional experts in this field as teachers.

In this Postgraduate Certificate, the majority of endoscopic techniques used today in the pediatric patient will be studied in depth. Focusing on minimally invasive techniques, we will review the part of pediatric surgery that can be diagnosed or treated with Neonatal and Fetal Surgery.

And in order to guarantee all of the above we will have the best experts in the field who will contribute their personal experience and present the latest trends in each of their fields.

This course contains the most complete and up-to-date scientific program on the market. The most important features:

- ◆ Latest technology in online teaching software.
- ◆ Highly visual teaching system, supported by graphic and schematic contents that are easy to assimilate and understand.
- ◆ Practical cases presented by practising experts.
- ◆ State-of-the-art interactive video systems.
- ◆ Teaching supported by telepractice.
- ◆ Continuous updating and recycling systems.
- ◆ Self-regulating learning: full compatibility with other occupations.
- ◆ Practical exercises for self-evaluation and learning verification.
- ◆ Support groups and educational synergies: questions to the expert, debate and knowledge forums.
- ◆ Communication with the teacher and individual reflection work.
- ◆ Content that is accessible from any fixed or portable device with an Internet connection.
- ◆ Supplementary documentation databases are permanently available, even after the course.



Improve the quality of care for your patients with this highly scientifically rigorous training"

“

Apply the latest trends in Minimally Invasive Surgery in the daily practice of your profession"

Our teaching staff is composed of medical professionals, practising specialists. In this way we ensure that you can achieve the training update we are aiming for. A multidisciplinary team of doctors with training and experienced in different environments, who will develop the theoretical knowledge in an efficient way, but, above all, will bring their practical knowledge derived from their own experience to this course: one of the differential qualities of this course.

The efficiency of the methodological design of this master's training, enhances the student's understanding of the subject. Developed by a multidisciplinary team of e-learning experts, it integrates the latest advances in educational technology. This way, you will be able to study with a range of comfortable and versatile multimedia tools that will give you the operability you need in your training.

The design of this program is based on Problem-Based Learning: an approach that conceives learning as a highly practical process. To achieve this remotely, we will use telepractice: with the help of an innovative interactive video system, and learning from an expert, you will be able to acquire the knowledge as if you were actually dealing with the scenario you are learning about. A concept that will allow you to integrate and fix learning in a more realistic and permanent way.

You will have the latest multimedia tools, designed by experts in Neonatal and Fetal Surgery, which will favor the speed of assimilation and learning

This program uses the latest advances in educational technology, based on e-learning methodology



02

Objectives

This Postgraduate Certificate will provide students with the theory and practice necessary to approach with ease and confidence pediatric surgical pathologies susceptible to treatment using minimally invasive techniques, thus benefiting child patients.





“

Our objective is to train highly qualified professionals for work experience”



General Objectives

- ◆ Complement the training of specialists in pediatric surgery with special interest in a minimally invasive technique: pediatric endoscopy.
- ◆ Adequately prepare these professionals to face with guarantee and quality the different pediatric pathologies that can be addressed through these access routes
- ◆ Enable students to offer professional assistance supported by an accredited teaching program.





Specific Objectives by Modules

- ◆ Have an in-depth knowledge of laparoscopic surgery, to know which techniques can be performed with it and what are its advantages and limitations This surgery is the maximum expression of laparoscopic minimally invasive surgery and allows different procedures to be performed through it.



Don't miss the opportunity and get up to date on new developments in General Health Psychology to incorporate them into your daily medical practice"

03

Course Management

Renowned and recognized medical specialists with numerous publications, teaching experience, and professional experience in many countries, where many of the diseases studied have a high morbimortality participate in the teaching program. The teaching team is made up of a multidisciplinary faculty from various medical specialties, such as hematology, internal medicine, pediatrics, gynecology and obstetrics, pathological anatomy, and pharmacology who are involved in the care of these patients.





“

Learn about the latest advances in procedures in Minimally Invasive Surgery from leading professionals”

Management

**Dr. Cabezalí Barbancho, Daniel**

- ◆ Specialist in Pediatric Surgery.
- ◆ Specialist Area Physician (FEA) of the Pediatric Surgery Service, Urology Section, 12 de Octubre Hospital Madrid
- ◆ Doctor of Medicine and Surgery, from the Complutense University of Madrid.

Main Collaborators

Dr. Cano Novillo, Indalecio

- ◆ Specialist in Pediatric Surgery.
- ◆ Specialist Area Physician (FEA) of the Pediatric Surgery Service, General Surgery Section, Hospital 12 Octubre Madrid.
- ◆ Head of the Pediatric Surgery at Sanitas La Zarzuela Hospital.

Dr. Gómez Fraile, Andrés

- ◆ Specialist in Pediatric Surgery.
- ◆ Head of the Pediatric Surgery at 12 de Octubre Hospital.
- ◆ Doctor of Medicine and Surgery, from the Complutense University of Madrid.

Dr. Pacheco Sánchez, Juan Antón

- ◆ Specialist in Pediatric Surgery.
- ◆ Facultative Area Specialist (FAS) in Pediatric Surgery General Surgery at 12 de Octubre Hospital Madrid
- ◆ Doctor of Medicine and Surgery, from the Complutense University of Madrid.



04

Structure and Content

The structure of the contents has been designed by a team of expert surgeons, which includes all the updates in Minimally Invasive Surgery.





“

This Postgraduate Certificate has a quality program adapted to the latest trends in the field of minimally invasive surgery”

Module 1. Neonatal and Fetal Surgery

- 1.1. Materials and Generalities of Laparoscopic Single Port Surgery
- 1.2. Appendectomy
- 1.3. Nephrectomy and Heminephrectomy
- 1.4. Cholecystectomy
- 1.5. Splenectomy
- 1.6. Varicocele
- 1.7. Meckel's Diverticulum
- 1.8. Inguinal Herniorrhaphy





“

*A unique, key, and decisive
Training experience to boost your
professional development”*

05

Methodology

This training program provides you with a different way of learning. Our methodology uses a cyclical learning approach: *Re-learning*.

This teaching system is used in the most prestigious medical schools in the world, and major publications such as the *New England Journal of Medicine* have considered it to be one of the most effective.



“

Discover Re-learning, a system that abandons conventional linear learning, to take you through cyclical teaching systems: a way of learning that has proven to be extremely effective, especially in subjects that require memorization"

At TECH we use the Case Method

In a given situation, what would you do? Throughout the program, you will be presented with multiple simulated clinical cases based on real patients, where you will have to investigate, establish hypotheses and, finally, resolve the situation. There is abundant scientific evidence on the effectiveness of the method. Specialists learn better, faster, and more sustainably over time.

With TECH you can experience a way of learning that is shaking the foundations of traditional universities around the world



According to Dr. Gérvas, the clinical case is the annotated presentation of a patient, or group of patients, which becomes a "case", an example or model that illustrates some peculiar clinical component, either because of its teaching potential or because of its uniqueness or rarity. It is essential that the case is based on current professional life, trying to recreate the real conditions in professional medical practice.

“

Did you know that this method was developed in 1912 at Harvard for law students? The case method consisted of presenting students with real-life, complex situations for them to make decisions and justify their decisions on how to solve them. In 1924, Harvard adopted it as a standard teaching method”

The effectiveness of the method is justified by four fundamental achievements:

1. Students who follow this method not only grasp concepts, but also develop their mental capacity by evaluating real situations and applying their knowledge.
2. The learning process has a clear focus on practical skills that allow the student to better integrate into the real world.
3. Ideas and concepts are understood more efficiently, given that the example situations are based on real-life.
4. Students like to feel that the effort they put into their studies is worthwhile. This then translates into a greater interest in learning and more time dedicated to working on the course.



Re-learning Methodology

At TECH we enhance the Harvard case method with the best 100% online teaching methodology available: Re-learning.

Our University is the first in the world to combine the study of clinical cases with a 100% online learning system based on repetition, combining a minimum of 8 different elements in each lesson, which represent a real revolution with respect to simply studying and analyzing cases.



The physician will learn through real cases and by solving complex situations in simulated learning environments These simulations are developed using state-of-the-art software to facilitate immersive learning

At the forefront of world teaching, the Re-learning method has managed to improve the overall satisfaction levels of professionals who complete their studies, with respect to the quality indicators of the best Spanish-speaking online university (Columbia University).

With this methodology we have trained more than 250,000 physicians with unprecedented success, in all clinical specialties regardless of the surgical load. All this in a highly demanding environment, where the students have a strong socio-economic profile and an average age of 43.5 years.


Re-learning will allow you to learn with less effort and better performance, involving you more in your specialization, developing a critical mindset, defending arguments, and contrasting opinions: a direct equation to success

In our program, learning is not a linear process, but rather a spiral (we learn, unlearn, forget, and re-learn). Therefore, we combine each of these elements concentrically.

The overall score obtained by our learning system is 8.01, according to the highest international standards.



Throughout the training, you will have access to the best educational material, prepared with you in mind.



Study Material

All teaching material is produced by the specialists who teach the course, specifically for the course, so that the teaching content is highly specific and precise.

This content is then adapted in an audiovisual format that will create our way of working online, with the latest techniques that allow us to offer you high quality in all of the material that we provide you with.



Educational Techniques and Procedures on Video

We introduce you to the latest techniques, to the latest educational advances, to the forefront of current medical techniques. All this, in first person, with the maximum rigor, explained and detailed for your assimilation and understanding. And best of all, you can watch them as many times as you want.



Interactive Summaries

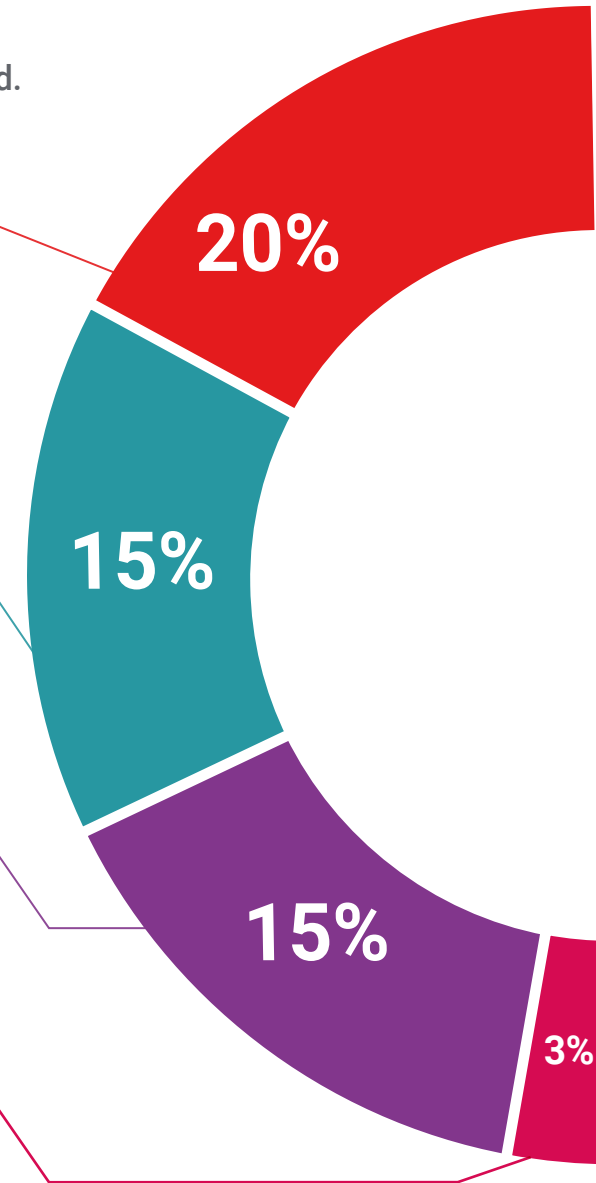
We present the contents attractively and dynamically in multimedia lessons that include audio, videos, images, diagrams, and concept maps in order to reinforce knowledge. This unique training system for presenting multimedia content was awarded by Microsoft as a "European Success Story".

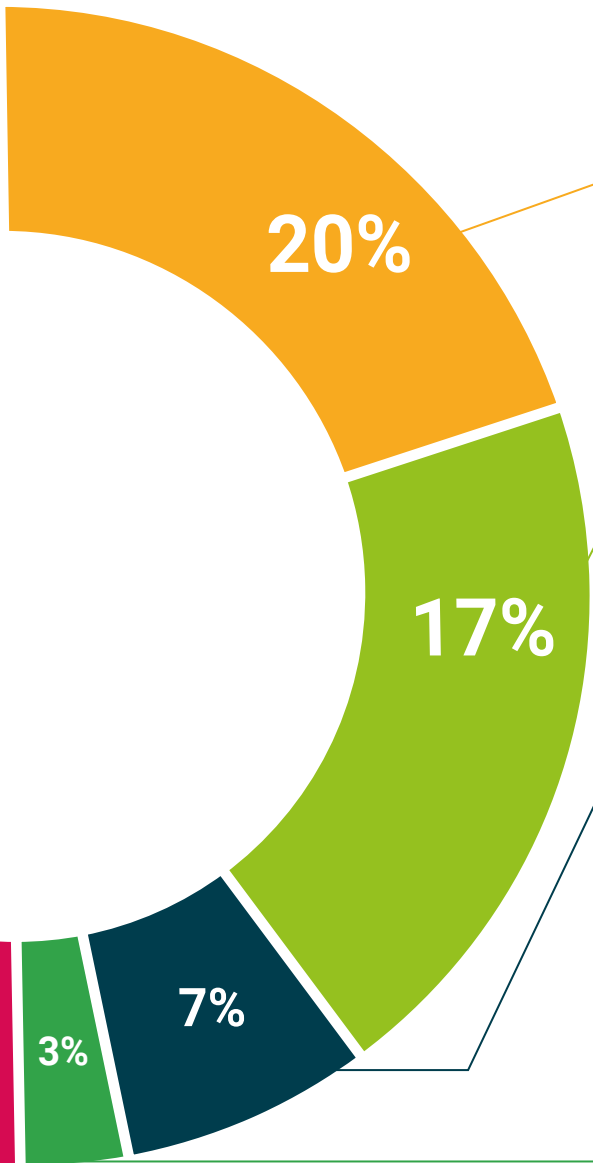


Additional Reading

By participating in this course you will have access to a virtual library where you will be able to complement and keep your training up-to-date with the latest articles on the subject, consensus documents, international guidelines...

An invaluable resource that you will be able to use even when you finish your course with us.





Expert-Led Case Studies and Case Analysis

Effective learning ought to be contextual. Therefore, we will present you with real case developments in which the expert will guide you through focusing on and solving the different situations: a clear and direct way to achieve the highest degree of understanding.



Testing & Retesting

We periodically evaluate and re-evaluate your knowledge throughout the program through assessment activities and exercises: so that you can see how you are achieving your goals.



Learning From an Expert

Observing an expert performing a task is the most effective way of learning. It is called Learning From an Expert: a proven way to reinforce knowledge and memory of what has been learned. For this reason, we include this type of learning through master classes in our courses.

There is scientific evidence suggesting that observing third-party experts can be useful. Learning from an expert strengthens knowledge and memory, and generates confidence in our future difficult decisions.



Quick Action Guides

We offer you the most relevant contents of the course in the form of worksheets or quick action guides. A synthetic, practical, and effective way to help you progress in your learning.



06 Certificate

Through a different and stimulating learning experience, you will be able to acquire the necessary skills to take a big step in your training. An opportunity to progress, with the support and monitoring of a modern and specialized university, which will propel you to another professional level.



“

Include in your training a Postgraduate Certificate in Neonatal and Fetal Surgery: a highly qualified added value for any professional in the field of education"

This Postgraduate Certificate in Neonatal and Fetal Surgery contains the most complete and updated scientific program on the market.

After students have passed the assessments, they will receive by certified mail their Postgraduate Certificate issued by TECH Technological University.

The certificate issued by TECH Technological University will specify the qualification obtained through the Postgraduate Certificate, and meets the requirements commonly demanded by labor exchanges, competitive examinations, and professional career evaluation committees.

Title: Postgraduate Certificate in Neonatal and Fetal Surgery

Official Number of Hours: 150



*Apostille Convention. In the event that the student wishes to have their paper diploma Apostilled, TECH EDUCATION will make the necessary arrangements to obtain it at an additional cost of €140 plus shipping costs of the Apostilled diploma.

future
health confidence people
education information tutors
guarantee accreditation teaching
institutions technology learning
community commitment
personalized service innovation
knowledge present quality
online training
development languages
virtual classroom



Postgraduate Certificate Neonatal and Fetal Surgery

- » Modality: online
- » Duration: 6 weeks
- » Certificate: TECH Technological University
- » Dedication: 16h/week
- » Schedule: at your own pace
- » Exams: online

Postgraduate Certificate Neonatal and Fetal Surgery

