

# Postgraduate Certificate

## Minimally Invasive Gynecologic Surgery





## Postgraduate Certificate Minimally Invasive Gynecologic Surgery

- » Modality: online
- » Duration: 6 weeks
- » Certificate: TECH Global University
- » Accreditation: 5 ECTS
- » Schedule: at your own pace
- » Exams: online

Website: [www.techtute.com/us/medicine/postgraduate-certificate/minimally-invasive-gynecologic-surgery](http://www.techtute.com/us/medicine/postgraduate-certificate/minimally-invasive-gynecologic-surgery)

# Index

01

Introduction

---

*p. 4*

02

Objectives

---

*p. 8*

03

Course Management

---

*p. 12*

04

Structure and Content

---

*p. 16*

05

Methodology

---

*p. 20*

06

Certificate

---

*p. 28*

# 01

# Introduction

Minimally Invasive Gynecologic Surgery has taken the lead due to high demand and good professional and patient acceptance. Therefore, this professional sector is increasingly in demand. The increase in the number of gynecologic visits is due in part to the existence of greater knowledge about prevention and its importance. On the other hand, concern about family history and establishing optimal health patterns are driving more and more women to attend check-ups. For all these reasons, it is essential to have specialized professionals capable of identifying and discerning between the different existing pathologies, and how to act in each specific case.



“

*Make the most of this unique opportunity to specialize with the most up-to-date syllabus and the most qualified teachers in the program you have always wanted: Postgraduate Certificate in Minimally Invasive Gynecologic Surgery”*

Minimally invasive surgery is a technique that over time has been perfected to achieve highly surprising results. This is due to new devices and medical tools that allow intervention through small incisions and natural orifices. Therefore, its application is more frequent and therefore requires a series of up-to-date knowledge.

That is why TECH has created this program in order to provide the professional with up-to-date information on the processes of this technique and its benefits for gynecology. This is a university program with a syllabus designed with a high scientific value, full of audiovisual resources and exercises based on real cases and simulation. Therefore, the presentation of a highly rigorous and innovative compendium is guaranteed.

All of this in a 100% online modality, without the need to go to on-site centers or sessions. In this way, the professionals will only need a device with an Internet connection, the purpose of which is to facilitate the development of the Postgraduate Certificate at the time that best suits them.

This **Postgraduate Certificate in Minimally Invasive Gynecologic Surgery** contains the most complete and up-to-date scientific program on the market. The most important features include:

- Development of clinical cases presented by experts in the different specialties
- The graphic, schematic, and practical contents with which they are created provide scientific and practical information on the disciplines that are essential for professional practice
- The latest developments in Endoscopic Surgery in Gynecologic Oncology using an algorithm-based interactive learning system for decision making in the clinical situations presented throughout the course
- With a special emphasis on evidence-based medicine and research methodologies in Endoscopic Surgery in Gynecologic Oncology
- All this will be complemented by theoretical lessons, questions to the expert, debate forums on controversial topics, and individual reflection assignments
- Content that is accessible from any fixed or portable device with an Internet connection



*Activate your professional potential.  
Enroll and specialize with this  
Postgraduate Certificate in Minimally  
Invasive Gynecologic Surgery”*

“

*This Postgraduate Certificate is best investment you can make when selecting a refresher program, for two reasons: in addition to updating your knowledge in Endoscopic Surgery in Gynecologic Oncology, you will obtain a certificate issued by TECH Global University"*

Its teaching staff includes health professionals belonging to the field of surgical gynecology, who bring their work experience to this program, in addition to renowned specialists belonging to leading scientific societies.

Thanks to its multimedia content developed with the latest educational technology, they will allow the professional a situated and contextual learning, that is to say, a simulated environment that will provide an immersive learning programmed to prepare for real situations.

This program is designed around Problem-Based Learning, whereby the physician must try to solve the different professional practice situations that arise throughout the program. For this reason, students will be assisted by an innovative, interactive video system created by renowned and experienced experts in the field of Gynecology with extensive teaching experience.

*The program includes real clinical cases and exercises to bring the development of the Postgraduate Certificate closer to the Gynecologist's clinical practice.*

*Make the most of this opportunity to update your knowledge in Minimally Invasive Gynecologic Surgery and improve your patient care.*



# 02 Objectives

The main objective of the program is the development of both theoretical and practical learning, so that the professional can master, in a practical and rigorous way, the study of Surgery Minimally Invasive in Gynecology.







“

*This refresher program will provide you with the skills to act safely in the performance of the gynecologist's practice, which will help you grow personally and professionally"*



## General Objectives

---

- Know all the instruments available to perform endoscopic and hysteroscopic surgery
- Know how to prepare endoscopic operating rooms
- Learn about general aspects such as ergonomics in the laparoscopic and electro-surgical operating rooms to be used in gynecological procedures
- Apply different appropriate techniques in each specific clinical case
- Gain detailed knowledge of female pelvic and abdominal anatomy
- Know how to create a training model (pelvi-trainer) to perform laparoscopic suturing and other exercises, which will lead to the acquisition of dissection and cutting skills
- Learn hysteroscopic techniques and their application in uterine pathology
- Establish a series of alternatives to manage benign ovarian pathology
- Know how to treat benign uterus pathology
- Learn techniques to resolve pelvic floor problems using laparoscopy
- Apply minimally invasive mesh placement
- Learn the to endoscopically manage endometriosis
- Learn different advanced techniques in gynecologic oncology for minimally invasive treatments
- Provide tools to resolve complications in gynecologic endoscopy
- Know financial aspects related to the use of endoscopic techniques
- Learn about new technologies in endoscopy, such as robotic surgery, single-port and mini-laparoscopy
- Understand how laparoscopy improves fertility





## Specific Objectives

---

- ◆ Delve into the history of laparoscopy
- ◆ Gain a deeper understanding of how to prepare the endoscopic operating room
- ◆ Know the correct postural factors and ergonomics
- ◆ Approach the management of patients pre- and post-operatively
- ◆ Know the details of conventional laparoscopic operating rooms
- ◆ Determine the anesthetic and recovery details of patients
- ◆ Learn *Fast-Track* postoperative management and the ERAS protocol
- ◆ Describe the main features irrigation and suction systems



*Make the most of this opportunity and take the step to get up to date on the latest developments in Minimally Invasive Gynecologic Surgery"*

03

# Course Management

The teaching staff of this program accumulates great international merit in the area of Minimally Invasive Gynecologic Surgery, with great recognition in innovative surgical techniques. This gives a distinctive plus of quality to all the content, since the student will have access to high impact *masterclasses* that adequately delve into the most prevailing current affairs in this field.





“

*Update yourself in the most impactful  
Minimally Invasive Surgery with this TECH  
Global University's Postgraduate Certificate"*

## International Guest Director

As one of the pioneer surgeons in Brazil by introducing advanced techniques of Laparoscopic Oncologic Surgery in Paraná, Dr. Reitan Ribeiro is one of the most prolific experts in this specialty. So much so that he has even received recognition as an honorary citizen of the city of Curitiba, highlighting his work in the creation and development of the technique of Uterine Transposition.

The IJGC, International Journal of Gynecologic Cancer, has also recognized the outstanding work of Dr. Reitan Ribeiro. His publications on Uterine Robotic Transposition in Cervical Cancer, Uterine Transposition after Radical Trachelectomy and directed research in the technique of Uterine Transposition for patients with gynecological cancers who want to preserve fertility are highlighted. He has received the National Award for Medical Innovation for his research in the field of Uterine Transposition, highlighting these advances in the preservation of the patient's fertility.

His professional career is not without success, as he holds numerous positions of responsibility in the prestigious Erasto Gaertner Hospital. He directs the research program in Gynecologic Oncology of this center, being also director of the Fellowship program in this specialty, in addition to coordinating the training program in Robotic Surgery focused on Gynecologic Oncology.

At the academic level, he has completed internships at numerous prestigious centers, including Memorial Sloan Kettering Cancer Center, McGill University and the National Cancer Institute of Brazil. He balances his clinical responsibilities with consulting work for leading medical and pharmaceutical companies, mainly Johnson & Johnson and Merck Sharp & Dohme.



## Dr. Ribeiro, Reitan

---

- ♦ Director of Research, Department of Gynecologic Oncology, Erasto Gaertner Hospital, Curitiba, Brazil
- ♦ Director of the Fellowship Program in Gynecologic Oncology, Erasto Gaertner Hospital
- ♦ Director of the Robotic Surgery Training Program, Department of Gynecologic Oncology, Erasto Gaertner Hospital
- ♦ Senior Surgeon in the Department of Gynecologic Oncology, Erasto Gaertner Hospital
- ♦ Director of the Resident Oncologist Program, Erasto Gaertner Hospital
- ♦ Consultant at Johnson & Johnson and Merck Sharp & Dohme
- ♦ Degree in Medicine at the Federal University of Health Sciences of Porto Alegre
- ♦ Fellowship in Gynecologic Oncologic Surgery, Memorial Sloan Kettering Cancer Center
- ♦ Fellowship in Minimally Invasive Surgery, McGill University
- ♦ Internships at Governador Celso Ramos Hospital, National Cancer Institute of Brazil and Erasto Gaertner Hospital
- ♦ Certification in Oncologic Surgery by the Oncologic Surgery Society of Brazil

“

*Thanks to TECH you will be able to learn with the best professionals in the world"*

# 04

## Structure and Content

The structure of the contents has been designed by a team of professionals knowledgeable about the implications of qualification in the daily medical practice of Minimally Invasive Gynecologic Surgery, aware of the relevance of current education in order to be able to act before the patient with gynecologic surgical pathology and committed to quality teaching through new educational technologies.








“

*This Postgraduate Certificate in Minimally Invasive Gynecologic Surgery contains the most complete and up-to-date scientific program on the market”*

## Module 1. Minimally Invasive Surgery

- 1.1. General Introduction
- 1.2. History of Laparoscopy
- 1.3. Introduction to Hysteroscopic Surgery
- 1.4. Ergonomics in Laparoscopy
- 1.5. Asepsis and Antisepsis
  - 1.5.1. Hand Washing
  - 1.5.2. Preparing Instrumentation. Sterilization.
  - 1.5.3. Preparing the Surgical Field
    - 1.5.3.1. Skin Cleansing
    - 1.5.3.2. Proper Cloth Placement
- 1.6. Laparoscopic Operating Room
  - 1.6.1. Conventional Operating Rooms
  - 1.6.2. Integrated Operating Rooms
  - 1.6.3. Future Perspectives
- 1.7. Preoperative Preparation for Laparoscopy
  - 1.7.1. Physical Preparation for Patients
  - 1.7.2. Preoperative Medication and Bowel Preparation
  - 1.7.3. Patient Position on the Operating Table
- 1.8. *Fast-Track*/ ERAS Program
- 1.9. Anesthetic Considerations in Endoscopic Surgery
  - 1.9.1. General Aspects
  - 1.9.2. Circulatory System Involvement
  - 1.9.3. Respiratory System Involvement
  - 1.9.4. Spinal Catheter Placement and Other Blockages
  - 1.9.5. Postoperative Recovery





“

*A unique, key, and decisive educational experience to boost your professional development”*

05

# Methodology

This academic program offers students a different way of learning. Our methodology uses a cyclical learning approach: **Relearning**.

This teaching system is used, for example, in the most prestigious medical schools in the world, and major publications such as the **New England Journal of Medicine** have considered it to be one of the most effective.





“

*Discover Relearning, a system that abandons conventional linear learning, to take you through cyclical teaching systems: a way of learning that has proven to be extremely effective, especially in subjects that require memorization"*

## At TECH we use the Case Method

What should a professional do in a given situation? Throughout the program, students will face multiple simulated clinical cases, based on real patients, in which they will have to do research, establish hypotheses, and ultimately resolve the situation. There is an abundance of scientific evidence on the effectiveness of the method. Specialists learn better, faster, and more sustainably over time.

*With TECH you will experience a way of learning that is shaking the foundations of traditional universities around the world.*



According to Dr. Gérvas, the clinical case is the annotated presentation of a patient, or group of patients, which becomes a "case", an example or model that illustrates some peculiar clinical component, either because of its teaching power or because of its uniqueness or rarity. It is essential that the case is based on current professional life, trying to recreate the real conditions in the physician's professional practice.

“

*Did you know that this method was developed in 1912, at Harvard, for law students? The case method consisted of presenting students with real-life, complex situations for them to make decisions and justify their decisions on how to solve them. In 1924, Harvard adopted it as a standard teaching method”*

The effectiveness of the method is justified by four fundamental achievements:

1. Students who follow this method not only achieve the assimilation of concepts, but also a development of their mental capacity, through exercises that evaluate real situations and the application of knowledge.
2. Learning is solidly translated into practical skills that allow the student to better integrate into the real world.
3. Ideas and concepts are understood more efficiently, given that the example situations are based on real-life.
4. Students like to feel that the effort they put into their studies is worthwhile. This then translates into a greater interest in learning and more time dedicated to working on the course.



## Relearning Methodology

At TECH we enhance the case method with the best 100% online teaching methodology available: Relearning.

This university is the first in the world to combine the study of clinical cases with a 100% online learning system based on repetition, combining a minimum of 8 different elements in each lesson, a real revolution with respect to the mere study and analysis of cases.

*Professionals will learn through real cases and by resolving complex situations in simulated learning environments. These simulations are developed using state-of-the-art software to facilitate immersive learning.*





At the forefront of world teaching, the Relearning method has managed to improve the overall satisfaction levels of professionals who complete their studies, with respect to the quality indicators of the best online university (Columbia University).

With this methodology, more than 250,000 physicians have been trained with unprecedented success in all clinical specialties regardless of surgical load. Our pedagogical methodology is developed in a highly competitive environment, with a university student body with a strong socioeconomic profile and an average age of 43.5 years old.

*Relearning will allow you to learn with less effort and better performance, involving you more in your specialization, developing a critical mindset, defending arguments, and contrasting opinions: a direct equation to success.*

In our program, learning is not a linear process, but rather a spiral (learn, unlearn, forget, and re-learn). Therefore, we combine each of these elements concentrically.

The overall score obtained by TECH's learning system is 8.01, according to the highest international standards.



This program offers the best educational material, prepared with professionals in mind:



#### Study Material

All teaching material is produced by the specialists who teach the course, specifically for the course, so that the teaching content is highly specific and precise.

These contents are then applied to the audiovisual format, to create the TECH online working method. All this, with the latest techniques that offer high quality pieces in each and every one of the materials that are made available to the student.



#### Surgical Techniques and Procedures on Video

TECH introduces students to the latest techniques, the latest educational advances and to the forefront of current medical techniques. All of this in direct contact with students and explained in detail so as to aid their assimilation and understanding. And best of all, you can watch the videos as many times as you like.



#### Interactive Summaries

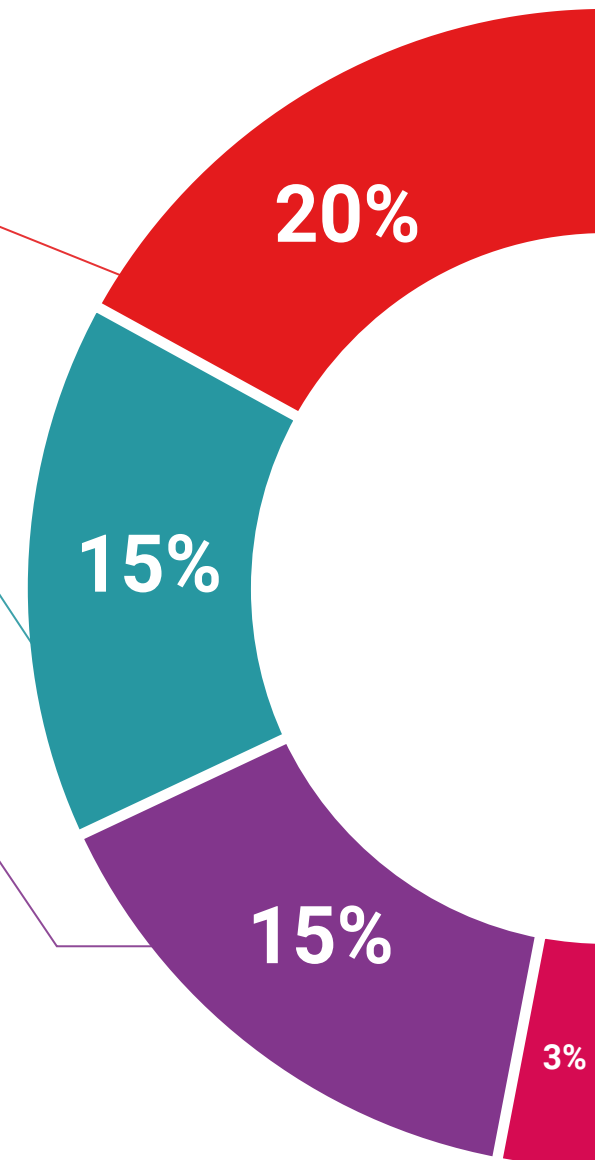
The TECH team presents the contents attractively and dynamically in multimedia lessons that include audio, videos, images, diagrams, and concept maps in order to reinforce knowledge.

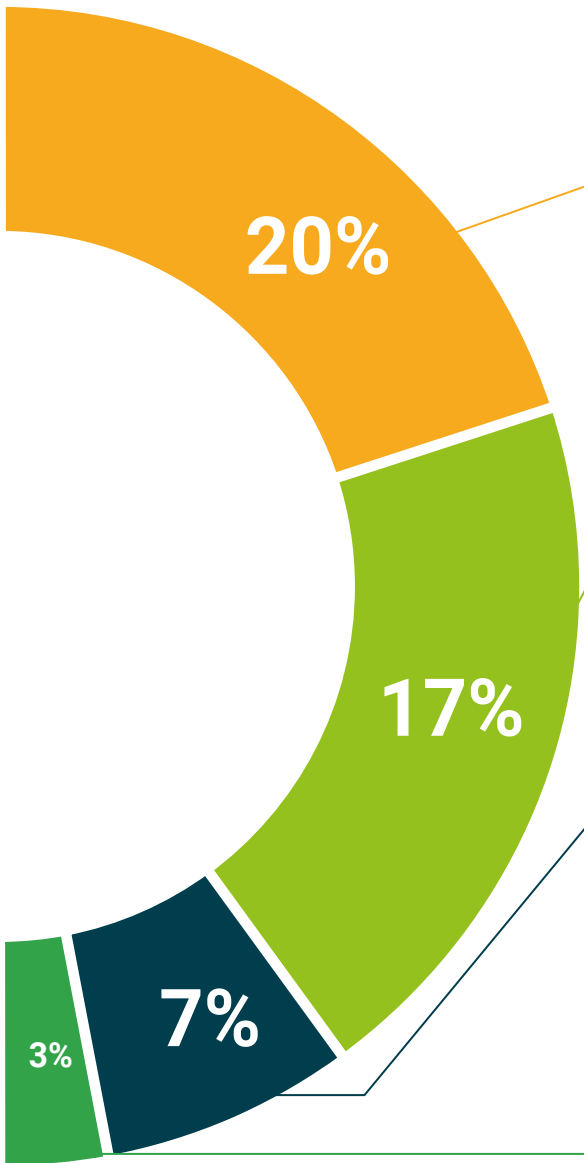
This exclusive educational system for presenting multimedia content was awarded by Microsoft as a "European Success Story".



#### Additional Reading

Recent articles, consensus documents and international guidelines, among others. In TECH's virtual library, students will have access to everything they need to complete their course.





**Expert-Led Case Studies and Case Analysis**

Effective learning ought to be contextual. Therefore, TECH presents real cases in which the expert will guide students, focusing on and solving the different situations: a clear and direct way to achieve the highest degree of understanding.



**Testing & Retesting**

We periodically evaluate and re-evaluate students' knowledge throughout the program, through assessment and self-assessment activities and exercises, so that they can see how they are achieving their goals.



**Classes**

There is scientific evidence on the usefulness of learning by observing experts. The system known as Learning from an Expert strengthens knowledge and memory, and generates confidence in future difficult decisions.



**Quick Action Guides**

TECH offers the most relevant contents of the course in the form of worksheets or quick action guides. A synthetic, practical, and effective way to help students progress in their learning.



# 06 Certificate

The Postgraduate Certificate in Minimally Invasive Gynecologic Surgery guarantees students, in addition to the most rigorous and up-to-date education, access to a Postgraduate Certificate issued by TECH Global University.



“

*Successfully complete this program  
and receive your university qualification  
without having to travel or fill out laborious  
paperwork”*

This private qualification will allow you to obtain a **Postgraduate Certificate in Minimally Invasive Gynecologic Surgery** endorsed by **TECH Global University**, the world's largest online university.

**TECH Global University** is an official European University publicly recognized by the Government of Andorra ([official bulletin](#)). Andorra is part of the European Higher Education Area (EHEA) since 2003. The EHEA is an initiative promoted by the European Union that aims to organize the international training framework and harmonize the higher education systems of the member countries of this space. The project promotes common values, the implementation of collaborative tools and strengthening its quality assurance mechanisms to enhance collaboration and mobility among students, researchers and academics.

This **TECH Global University** private qualification is a European program of continuing education and professional updating that guarantees the acquisition of competencies in its area of knowledge, providing a high curricular value to the student who completes the program.

Title: **Postgraduate Certificate in Minimally Invasive Gynecologic Surgery**

Modality: **online**

Duration: **6 weeks**

Accreditation: **5 ECTS**



\*Apostille Convention. In the event that the student wishes to have their paper diploma issued with an apostille, TECH Global University will make the necessary arrangements to obtain it, at an additional cost.



**Postgraduate Certificate**  
Minimally Invasive  
Gynecologic Surgery

- » Modality: online
- » Duration: 6 weeks
- » Certificate: TECH Global University
- » Accreditation: 5 ECTS
- » Schedule: at your own pace
- » Exams: online

# Postgraduate Certificate

## Minimally Invasive Gynecologic Surgery

