

Postgraduate Certificate

Minimally Invasive Surgery in Gynecology





Postgraduate Certificate Minimally Invasive Surgery in Gynecology

- » Modality: Online
- » Duration: 6 weeks.
- » Certificate: TECH Technological University
- » Dedication: 8h/week
- » Schedule: at your own pace
- » Exams: online

Website: www.techtute.com/pk/medicine/postgraduate-certificate/postgraduate-certificate-minimally-invasive-surgery-gynecology

Index

01

Introduction

p. 4

02

Objectives

p. 8

03

Course Management

p. 12

04

Structure and Content

p. 16

05

Methodology

p. 20

06

Certificate

p. 28

01

Introduction

Medical specialization training in minimally invasive surgery in the field of gynecology, including laparoscopy, hysteroscopy and pelvic floor surgery, is moderately short and insufficient due to lack of time to delve into it. Because of this, many active specialist medical professionals and those in training are demanding more training in this area.





“

Improve your knowledge through this program, where you will find the best didactic material with real clinical cases. Learn here about the latest advances in the specialty to be able to perform a quality medical practice”

Furthermore, from the clinical point of view, laparoscopic and hysteroscopic surgery in gynecology is clearly displacing conventional surgery, and that is why in most of the healthcare centers in our country there is a tendency and an attempt to introduce this type of surgical modality to a greater extent.

The increasing complexity of laparoscopic procedures has reached a point where practically 95% of gynecological surgery can be performed through minimally invasive surgery, which makes updating new techniques vital for proper patient care. In addition to all this, the constant development of instruments and new tools must be learned for greater surgical efficiency and to obtain the best clinical results.

The objective of this Certificate is to provide an update, with the use of the latest educational technology, to contribute to the quality and safety in medical decision making, diagnosis, treatment and prognosis of the patient with gynecological pathology, which can be performed by using minimally invasive surgery.

The **Postgraduate Certificate in Minimally Invasive Surgery in Gynecology** contains the most complete and up-to-date scientific program on the market. The most important features of the certificate are:

- Clinical cases presented by experts in Gynecology. The graphic, schematic, and eminently practical contents with which they are created, provide scientific and practical information on the disciplines that are essential for professional practice.
- Latest developments in diagnoses and treatments in Minimally Invasive Surgery in Gynecology.
- Algorithm-based interactive learning system for decision-making in the presented clinical situations.
- Special emphasis on test-based medicine and research methodologies in surgical procedures.
- All of this will be complemented by theoretical lessons, questions to the expert, debate forums on controversial topics, and individual reflection assignments.
- Content that is accessible from any fixed or portable device with an Internet connection.



Update your knowledge through the Postgraduate Certificate in Minimally Invasive Surgery in Gynecology in a practical way adapted to your needs”

“ *This Postgraduate Certificate may be the best investment you can make in the selection of a refresher program for two reasons: in addition to updating your knowledge of Minimally Invasive Surgery in Gynecology you will obtain a Postgraduate Certificate from TECH Technological University*”.

Forming part of the teaching staff is a group of professionals in the world of surgical gynecology who bring to this course their work experience, as well as a group of renowned specialists, recognised by esteemed scientific communities.

The multimedia content developed with the latest educational technology will provide the professional with situated and contextual learning, i.e., a simulated environment that will provide immersive training program to train in real situations.

Problem-Based Learning underpins this program design, and the Doctor must use it to try to solve the different professional practice situations that arise throughout the Certificate. For this reason, you will be assisted by an innovative, interactive video system created by renowned and experienced experts in the field of Gynecology with extensive teaching experience.

The Postgraduate Certificate includes real clinical cases and exercises to bring course experience closer to the clinical practice in Gynecology.

Take the opportunity to update your knowledge of Minimally Invasive Surgery in Gynecology to improve patient care.



02 Objectives

The main objective of the program is the development of both theoretical and practical learning, so that the Gynecologic professional can rigorously and practically master Minimally Invasive Surgery in Gynecology.





“

This refresher program will generate a sense of confidence in the Gynecologist, which will help them grow both personally and professionally”



General Objectives

- ◆ Become familiar with all the instruments available for endoscopic and hysteroscopic surgery.
- ◆ Learn how to prepare the operating room for endoscopy.
- ◆ Learn about general aspects such as ergonomics in the laparoscopic operating room and electrocautery for use in gynecological procedures.
- ◆ Apply the different appropriate techniques in each specific clinical case.
- ◆ Learn about female pelvic and abdominal anatomy in depth.
- ◆ Learn to create a training model (pelvi-trainer) for the performance of laparoscopic suturing and other exercises leading to the acquisition of dissection and cutting skills.
- ◆ Learn about hysteroscopic techniques and their application in uterine pathology.
- ◆ Learn how to establish a series of alternatives for the management of benign breast pathology.
- ◆ Become acquainted with the treatment of benign uterine pathology.
- ◆ Learn techniques for the resolution of pelvic floor problems using laparoscopy.
- ◆ Implement mini-invasive mesh placement.
- ◆ Learn to endoscopically manage endometriosis.
- ◆ Become familiar with the different advanced techniques in gynecologic oncology for minimally invasive treatment.
- ◆ Learn how to use tools for solving complications in gynecologic endoscopy.
- ◆ Understand the economic aspects related to the use of endoscopic techniques.
- ◆ Learn new technologies in endoscopy such as robotic surgery, single-port and mini-laparoscopy.





Specific Objectives

- ◆ Become familiar with the history of laparoscopy.
- ◆ Learn how to prepare the operating room for endoscopy.
- ◆ Learn about posture factors and ergonomics.
- ◆ Learn pre- and post-op patient management.
- ◆ Become familiar with the anesthetic aspects related to endoscopy.
- ◆ Manage surgical site preparation prior to each surgery.
- ◆ Establish asepsis skin cleansing.
- ◆ Learn how to position patients on the operating room table.
- ◆ Learn about the peculiarities of integrated operating rooms.
- ◆ Become familiar with the details of conventional laparoscopic operating rooms.
- ◆ Explore the anesthetic and patient recovery details.
- ◆ Learn Fast-Track postoperative management and ERAS protocol.
- ◆ Become acquainted with dissection and cutting instruments for laparoscopy.
- ◆ Acquire skills for the correct selection of optics for each specific patient.
- ◆ Become familiar with the arsenal of entry trocars for the performance of surgeries.
- ◆ Access information on electrosurgery for use in clinical practice.
- ◆ Acquire detailed knowledge of all the accessory material for the performance of gynecological laparoscopy.
- ◆ Learn about the types of recorders available for surgeries.



Take the opportunity and take the step to get up to date on the latest developments in Minimally Invasive Surgery in Gynecology”.

03

Course Management

The teaching staff of this program accumulates great international merit in the area of Minimally Invasive Gynecologic Surgery, with great recognition in innovative surgical techniques. This gives a distinctive plus of quality to all the content, since the student will have access to high impact masterclasses that adequately delve into the most prevailing current affairs in this field.





“

*Update yourself in the most impactful
Minimally Invasive Surgery with this TECH
Technological Postgraduate Certificate"*

International Guest Director

As one of the pioneer surgeons in Brazil by introducing advanced techniques of **Laparoscopic Oncologic Surgery** in Paraná, Dr. Reitan Ribeiro is one of the most prolific figures in this specialty. So much so that he has even received recognition as an **honorary citizen** of the city of Curitiba, highlighting his work in the creation and development of the technique of **Uterine Transposition**.

The IJGC, International Journal of Gynecologic Cancer, has also recognized the outstanding work of Dr. Reitan Ribeiro. His publications on **Uterine Robotic Transposition in Cervical Cancer**, Uterine Transposition after Radical Trachelectomy and directed research in the technique of Uterine Transposition for patients with gynecological cancers who want to preserve fertility are highlighted. He has received the **national award for medical innovation** for his research in the field of Uterine Transposition, highlighting these advances in the preservation of the patient's fertility.

His professional career is not without success, as he holds **numerous positions of responsibility** in the prestigious Erasto Gaertner Hospital. He directs the research program in Gynecologic Oncology of this center, being also director of the Fellowship program in this specialty, in addition to coordinating the training program in Robotic Surgery focused on Gynecologic Oncology.

At the academic level, he has completed internships at numerous prestigious centers, including Memorial Sloan Kettering Cancer Center, McGill University and the National Cancer Institute of Brazil. He balances his clinical responsibilities with consulting work for leading medical and pharmaceutical companies, mainly Johnson & Johnson and Merck Sharp & Dohme.



Dr. Ribeiro, Reitan

- ♦ Research Director, Gynecologic Oncology Department - Erasto Gaertner Hospital - Brazil
- ♦ Director of the Fellowship Program in Gynecologic Oncology at the Erasto Gaertner Hospital.
- ♦ Director of the Robotic Surgery Training Program of the Gynecologic Oncology Oncology Department of the Erasto Gaertner Hospital.
- ♦ Senior Surgeon in the Department of Gynecologic Oncology, Erastus Gaertner Hospital.
- ♦ Director of the Resident Oncologist Program at the Erasto Gaertner Hospital.
- ♦ Consultant at Johnson & Johnson and Merck Sharp & Dohme
- ♦ Degree in Medicine at the Federal University of Porto Alegre
- ♦ Fellowship in Gynecologic Oncologic Surgery at Memorial Sloan Kettering Cancer Center
- ♦ Fellowship in Minimally Invasive Surgery, McGill University
- ♦ Internships at Governador Celso Ramos Hospital, National Cancer Institute of Brazil and Erasto Gaertner Hospital.
- ♦ Certification in Oncologic Surgery by the Oncologic Surgery Society of Brazil.



Thanks to TECH you will be able to learn with the best professionals in the world"

04

Structure and Content

The structure of the contents has been designed by a team of professionals knowledgeable about the implications of training in daily medical practice in Minimally Invasive Surgery in Gynecology aware of the relevance of current training to be able to act before the patient with gynecological surgical pathology, and committed to quality teaching through new educational technologies.




“

The Postgraduate Certificate in Minimally Invasive Surgery in Gynecology contains the most complete and up-to-date scientific program on the market”.

Module 1. Minimally Invasive Surgery

- 1.1. General Introduction
- 1.2. History of Laparoscopy
- 1.3. Introduction to Hysteroscopic Surgery
- 1.4. Ergonomics in Laparoscopy
- 1.5. Asepsis and Antisepsis
 - 1.5.1. Hand Washing.
 - 1.5.2. Preparing Instruments Sterilization
 - 1.5.3. Preparing the Surgical Site
 - 1.5.3.1. Skin Cleansing
 - 1.5.3.2. Proper Cloth Placement
- 1.6. Laparoscopy Operating Room
 - 1.6.1. Conventional Operating Rooms
 - 1.6.2. Integrated Operating Rooms
 - 1.6.3. Future Perspectives
- 1.7. Laparoscopy Pre-Op Preparation
 - 1.7.1. Patient Physical Preparation
 - 1.7.2. Pre-Op Medication and Bowel Preparation
 - 1.7.3. Patient Positioning on the Operating Table
- 1.8. Fast-Track/ ERAS Program
- 1.9. Anesthetic Considerations in Endoscopic Surgery
 - 1.9.1. General Aspects
 - 1.9.2. Circulatory System Affections
 - 1.9.3. Respiratory System Affections
 - 1.9.4. Placement of Spinal Catheters and Other Blocks
 - 1.9.5. Post-surgical Recovery





“

*A unique, key, and decisive
training experience to boost your
professional development”*

05 Methodology

This training program provides you with a different way of learning. Our methodology uses a cyclical learning approach: **Relearning**.

This teaching system is used in the most prestigious medical schools in the world, and major publications such as the **New England Journal of Medicine** have considered it to be one of the most effective.



“

Discover Relearning, a system that abandons conventional linear learning, to take you through cyclical teaching systems: a way of learning that has proven to be extremely effective, especially in subjects that require memorization”

At TECH we use the Case Method

In a given situation, what would you do? Throughout the program, you will be presented with multiple simulated clinical cases based on real patients, where you will have to investigate, establish hypotheses and, finally, resolve the situation. There is abundant scientific evidence on the effectiveness of the method. Specialists learn better, faster, and more sustainably over time.

With TECH you can experience a way of learning that is shaking the foundations of traditional universities around the world.



According to Dr. Gervas, the clinical case is the annotated presentation of a patient, or group of patients, which becomes a "case", an example or model that illustrates some peculiar clinical component, either because of its teaching potential or because of its uniqueness or rarity. It is essential that the case is based on current professional life, trying to recreate the real conditions in professional medical practice.

“

Did you know that this method was developed in 1912 at Harvard for law students? The case method consisted of presenting students with real-life, complex situations for them to make decisions and justify their decisions on how to solve them. In 1924, Harvard adopted it as a standard teaching method.

The effectiveness of the method is justified by four fundamental achievements:

1. Students who follow this method not only grasp concepts, but also develop their mental capacity by evaluating real situations and applying their knowledge.
2. The learning process has a clear focus on practical skills that allow the student to better integrate into the real world.
3. Ideas and concepts are understood more efficiently, given that the example situations are based on real-life.
4. Students like to feel that the effort they put into their studies is worthwhile. This then translates into a greater interest in learning and more time dedicated to working on the course.



Relearning Methodology

At TECH we enhance the Harvard case method with the best 100% online teaching methodology available: Re-learning.

Our University is the first in the world to combine the study of clinical cases with a 100% online learning system based on repetition, combining a minimum of 8 different elements in each lesson, which represent a real revolution with respect to simply studying and analyzing cases.



The physician will learn through real cases and by solving complex situations in simulated learning environments. These simulations are developed using state-of-the-art software to facilitate immersive learning.

At the forefront of world teaching, the Re-learning method has managed to improve the overall satisfaction levels of professionals who complete their studies, with respect to the quality indicators of the best Spanish-speaking online university (Columbia University).

With this methodology we have trained more than 250,000 physicians with unprecedented success, in all clinical specialties regardless of the surgical load. All this in a highly demanding environment, where the students have a strong socio-economic profile and an average age of 43.5 years.

Re-learning will allow you to learn with less effort and better performance, involving you more in your specialization, developing a critical mindset, defending arguments, and contrasting opinions: a direct equation to success.

In our program, learning is not a linear process, but rather a spiral (we learn, unlearn, forget, and re-learn). Hence, we combine each of these elements concentrically.

The overall score obtained by our learning system is 8.01, according to the highest international standards.



In this program you will have access to the best educational material, prepared with you in mind:



Study Material

All teaching material is produced by the specialists who teach the course, specifically for the course, so that the teaching content is highly specific and precise.

This content is then adapted in an audiovisual format that will create our way of working online, with the latest techniques that allow us to offer you high quality in all of the material that we provide you with.



Latest Techniques and Procedures on Video

We introduce you to the latest techniques, to the latest educational advances, to the forefront of current medical techniques. All this, in first person, with the maximum rigor, explained and detailed for your assimilation and understanding. And best of all, you can watch them as many times as you want.



Interactive Summaries

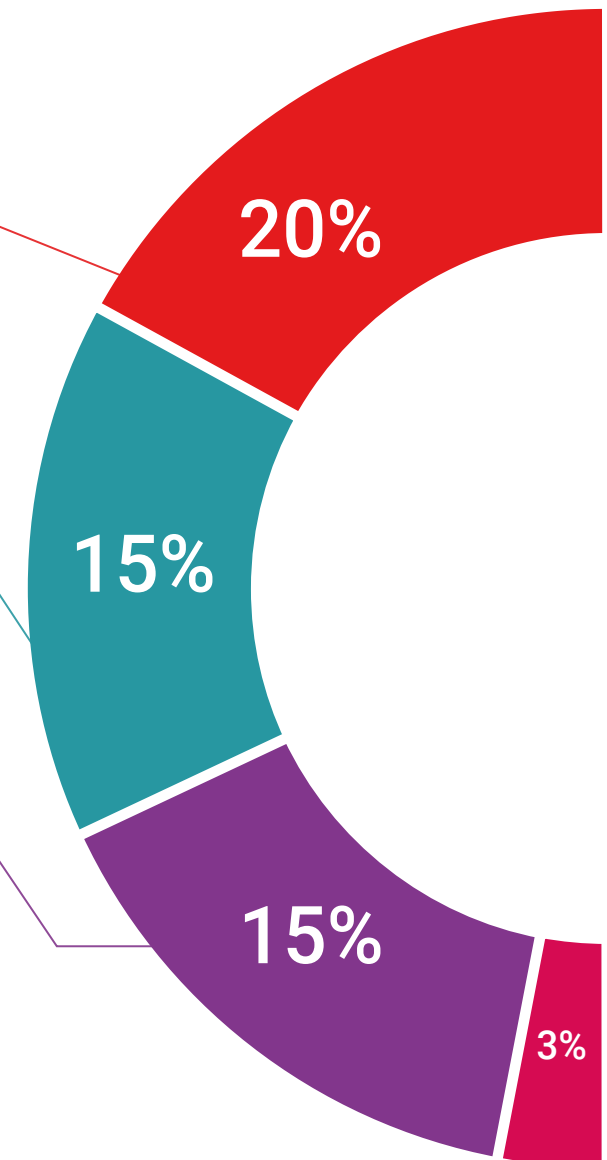
We present the contents attractively and dynamically in multimedia lessons that include audio, videos, images, diagrams, and concept maps in order to reinforce knowledge.

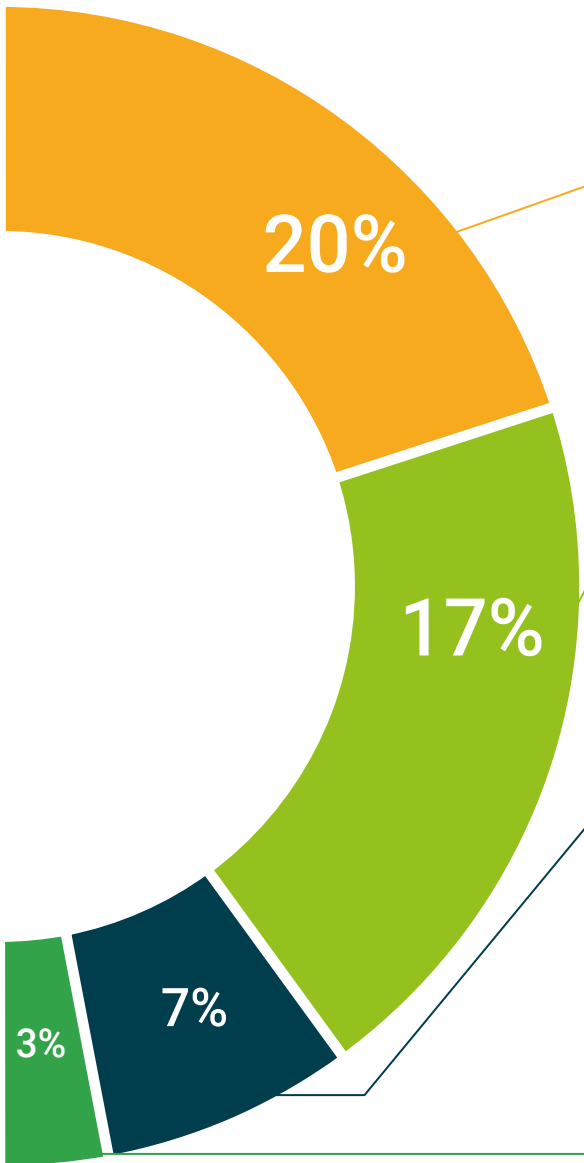
This unique multimedia content presentation training system was awarded by Microsoft as a "European Success Story".



Additional Reading

Recent articles, consensus documents, international guides. In our virtual library you will have access to everything you need to complete your training.





Expert-Led Case Studies and Case Analysis

Effective learning ought to be contextual. Therefore, we will present you with real case developments in which the expert will guide you through focusing on and solving the different situations: a clear and direct way to achieve the highest degree of understanding.



Testing & Re-testing

We periodically evaluate and re-evaluate your knowledge throughout the program, through assessment and self-assessment activities and exercises: so that you can see how you are achieving your goals.



Classes

There is scientific evidence suggesting that observing third-party experts can be useful.

Learning from an expert strengthens knowledge and memory, and generates confidence in our future difficult decisions.



Quick Action Guides

We offer you the most relevant contents of the course in the form of worksheets or quick action guides. A synthetic, practical, and effective way to help you progress in your learning.



06 Certificate

The Postgraduate Certificate in Minimally Invasive Surgery in Gynecology guarantees, in addition to the most rigorous and updated training, access to a university degree issued by TECH Technological University.





“

*Successfully complete this program
and receive your university degree
without travel or laborious paperwork”*

The **Postgraduate Certificate in Minimally Invasive Surgery in Gynecology** contains the most complete and up-to-date scientific program on the market.

After the student has passed the assessments, they will receive by certified mail a **Postgraduate Certificate** issued by **TECH Technological University** via tracked delivery*.

The certificate issued by **TECH Technological University** will reflect the qualification obtained in the Postgraduate Certificate, and meets the requirements commonly demanded by labor exchanges, competitive examinations, and professional career evaluation committees.

Title: **Postgraduate Certificate in Minimally Invasive Surgery in Gynecology**

Official N° of hours: **125 h.**



*Apostille Convention. In the event that the student wishes to have their paper certificate issued with an apostille, TECH EDUCATION will make the necessary arrangements to obtain it, at an additional cost.

future
health confidence people
education information tutors
guarantee accreditation teaching
institutions technology learning
community commitment
personalized service innovation
knowledge present
online training
development language
virtual classroom



Postgraduate Certificate
Minimally Invasive
Surgery in Gynecology

- » Modality: Online
- » Duration: 6 weeks.
- » Certificate: TECH Technological University
- » Dedication: 8h/week
- » Schedule: at your own pace
- » Exams: online

Postgraduate Certificate

Minimally Invasive Surgery in Gynecology

