

Postgraduate Certificate

Medical Pulmonary Oncology





Postgraduate Certificate Medical Pulmonary Oncology

- » Modality: online
- » Duration: 6 weeks
- » Certificate: TECH Global University
- » Credits: 6 ECTS
- » Schedule: at your own pace
- » Exams: online

Website: www.techtute.com/us/medicine/postgraduate-certificate/medical-pulmonary-oncology

Index

01

Introduction

p. 4

02

Objectives

p. 8

03

Course Management

p. 12

04

Structure and Content

p. 16

05

Methodology

p. 20

06

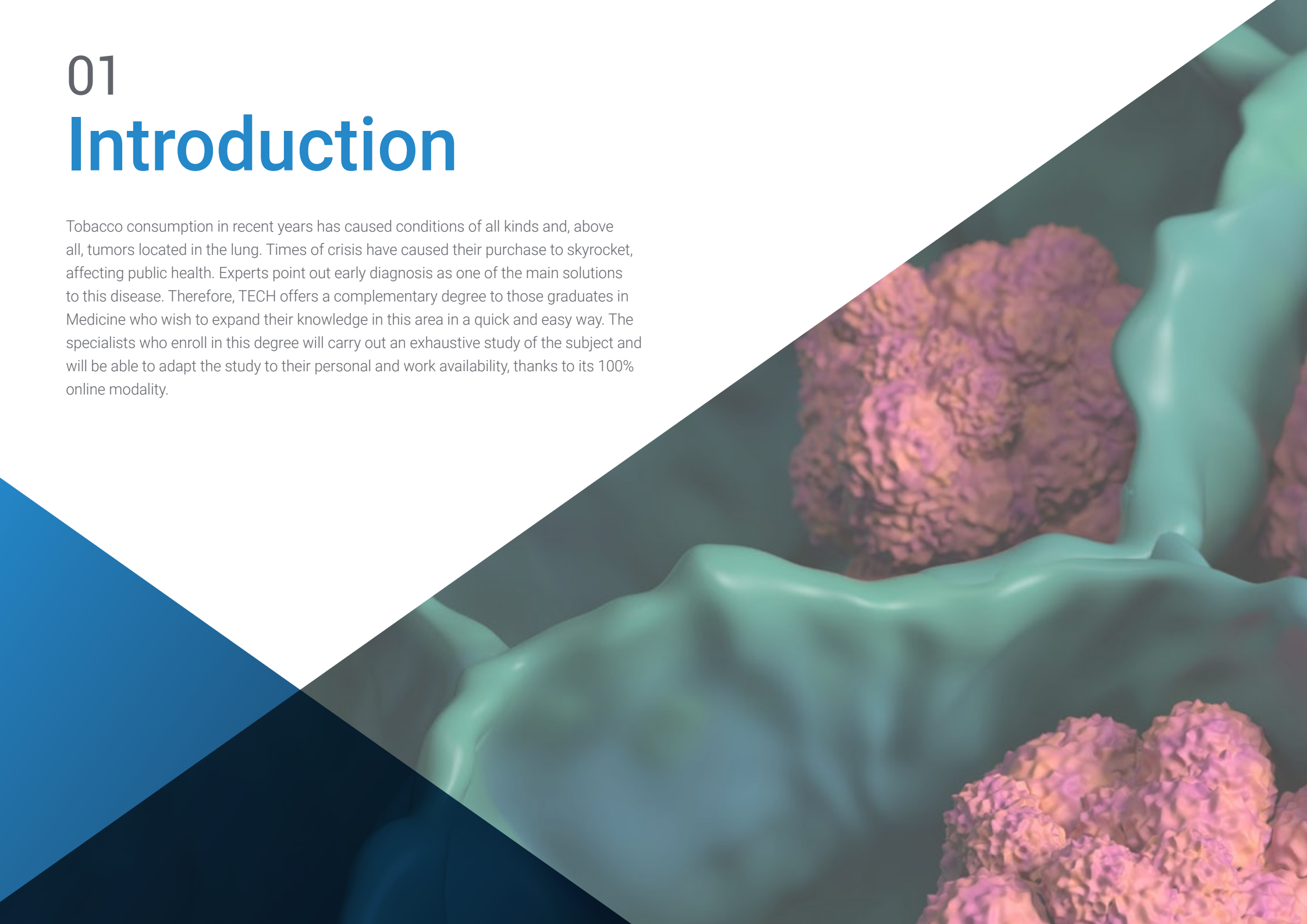
Certificate

p. 28

01

Introduction

Tobacco consumption in recent years has caused conditions of all kinds and, above all, tumors located in the lung. Times of crisis have caused their purchase to skyrocket, affecting public health. Experts point out early diagnosis as one of the main solutions to this disease. Therefore, TECH offers a complementary degree to those graduates in Medicine who wish to expand their knowledge in this area in a quick and easy way. The specialists who enroll in this degree will carry out an exhaustive study of the subject and will be able to adapt the study to their personal and work availability, thanks to its 100% online modality.





“

Delve into the study of lung cancer to learn about the most common stages of the condition in order to combat the disease”

The education of professionals is crucial to confront one of the most common diseases caused by global tobacco consumption. Experts point out that up to 80% of cases that are detected early could increase survival. It is the cancer with the highest incidence in Spain, but it is also the leading cause of mortality. For this reason, it is necessary that medical specialists have the knowledge to guarantee the recovery of affected patients.

TECH offers a Postgraduate Certificate in Medical Pulmonary Oncology that teaches about the target population and the identification of the different histological types, as well as their diagnosis and follow-up. In addition, this program investigates the main driver mutations and targeted treatments, such as immunotherapy, so that the oncologist assimilates what resources can be put into practice after the most innovative oncological studies.

Make it possible for doctors to increase their knowledge of lung conditions while working in the health sector, TECH applies a 100% online methodology, which is developed with audiovisual content in different formats and that can be downloaded. In this way, specialists will be able to adapt the rhythm of study and having the materials even after completing this Postgraduate Certificate.

This **Postgraduate Certificate in Medical Pulmonary Oncology** contains the most complete and up-to-date scientific program on the market. The most important features include:

- ♦ Development of case studies presented by experts in Medical Oncology
- ♦ The graphic, schematic, and practical contents with which they are created, provide medical information on the disciplines that are essential for professional practice
- ♦ Practical exercises where self-assessment can be used to improve learning
- ♦ Its special emphasis on innovative methodologies
- ♦ Theoretical lessons, questions to the expert, debate forums on controversial topics, and individual reflection assignments
- ♦ Content that is accessible from any fixed or portable device with an Internet connection



Increase your knowledge of respiratory system conditions with this Postgraduate Certificate in Medical Pulmonary Oncology that is just a click away”

“

Delve into the benefits of PDL1 protein to optimize recovery of affected patients”

The program's teaching staff includes professionals from the sector who contribute their work experience to this educational program, as well as renowned specialists from leading societies and prestigious universities.

The multimedia content, developed with the latest educational technology, will provide the professional with situated and contextual learning, i.e., a simulated environment that will provide immersive education programmed to learn in real situations.

This program is designed around Problem-Based Learning, whereby the professional must try to solve the different professional practice situations that arise during the academic year. For this purpose, the student will be assisted by an innovative interactive video system created by renowned and experienced experts.

Be a complete practitioner and be part of the new era of up-to-date professionals by exploring the latest targeted therapies such as tyrosine kinase inhibitors.

Renew your knowledge in Medicine to get closer to the most effective methods towards the identification of lung cancer subtypes.



02 Objectives

This Postgraduate Certificate in Medical Pulmonary Oncology aims to expand the knowledge of high-level professionals so that they achieve comprehensive training. The importance of multidisciplinary to accelerate medical diagnosis has caused the demand for enlightened doctors in the pulmonary area who can respond with the best tools, guaranteeing recovery. By joining this program, the specialist will receive detailed, oncologist-led learning that will enable him/her to manage staging and diagnosis in the face of lung tumor.





“

Applies microcytic treatments to detect localized and extended disease in patients with cancer cells”



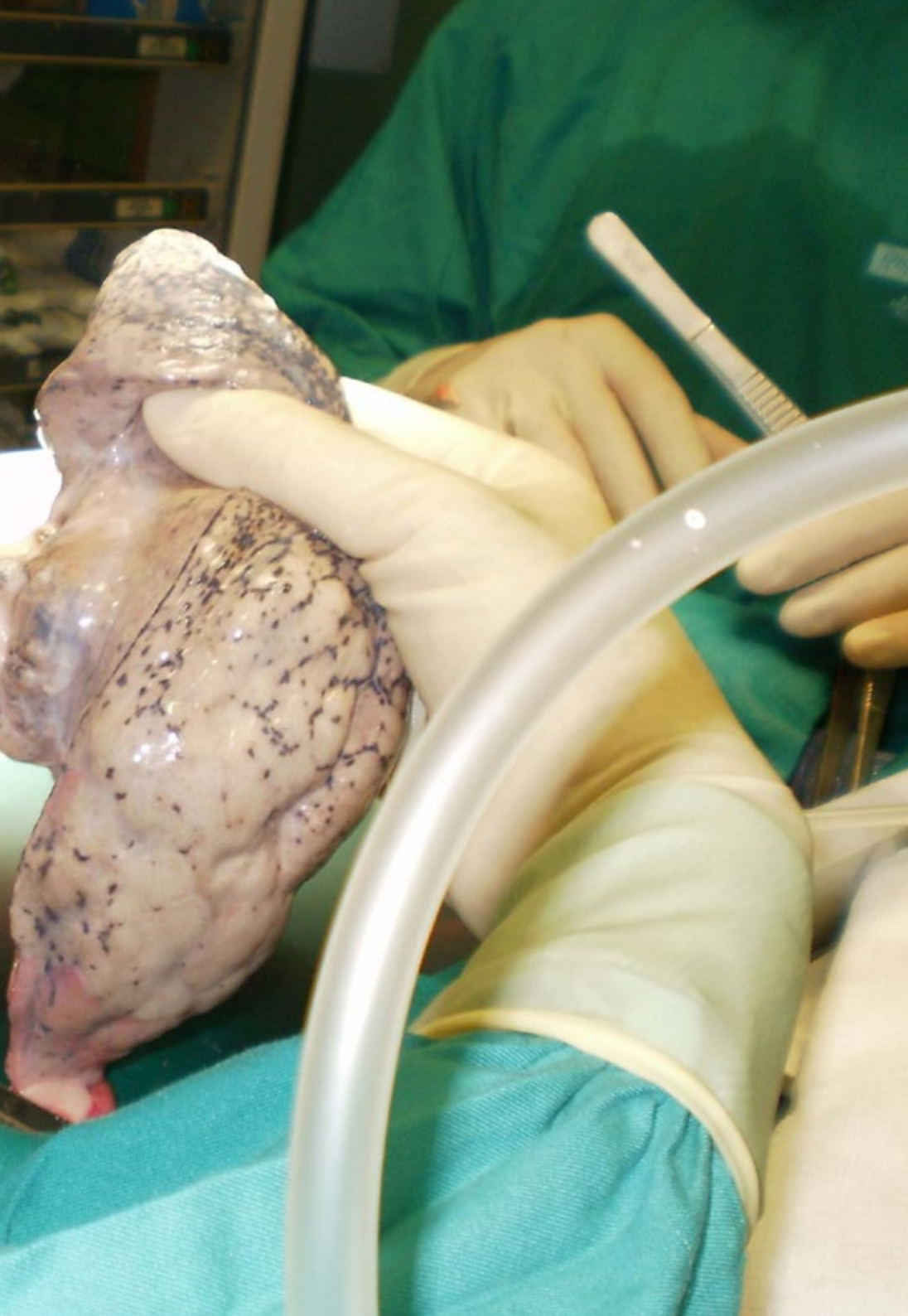
General Objectives

- Know how to carry out a good assessment of the cancer patient, starting with epidemiology, diagnosis and staging of the most frequent tumors
- Delve into complementary studies that help us diagnose and make decisions about the main neoplasms
- Become familiar with the main genetic syndromes that predispose to the development of this disease
- Recognize and manage the main breast, lung, digestive, urological, gynecological and mesenchymal tumors

“

Increase your safety and speed in taking decision making by updating your medical knowledge in adenocarcinoma to identify high, medium and low risk patients”





Specific Objectives

- ◆ Perform an adequate diagnosis and staging of Lung Cancer. Know the main diagnostic tests that should be done
- ◆ Know the different stages of Lung Cancer and apply the best treatment in each of them
- ◆ Know the main studies aimed at screening for Lung Cancer and what the target population would be
- ◆ Know how to identify the histological subtypes of Lung Cancer. Know how to differentiate between large cells and small cells
- ◆ Know the main driver mutations (EGFR, ALK and ROS 1), as well as the role of PDL1. Targeted treatments, both tyrosine kinase inhibitors and immunotherapy. Main indications and toxicity

03

Course Management

Given the severity of mortality caused by lung tumor, TECH has turned to medical oncology experts who work daily with diagnostics and immunotherapy. The faculty of this Postgraduate Certificate will bring medical graduates closer to the latest advances in lung cancer. In addition, they will share their experience with oncologists with theoretical-practical exercises that will help them in real cases. Likewise, the professional team will carry out an exhaustive follow-up on the specialists and will offer personalized and individual tutoring through digital tutorials that will be adapted to their availability. In this way, the doctor will be able to resolve all your doubts, guaranteeing their correct training in the area.





“

It has a teaching team that will be available to you 24 hours a day to resolve all issues that arise during the course of the study, so that you finish the Diploma meeting your objectives”

Management



Dr. Olier Garate, Clara

- ♦ Specialist Physician at the University Hospital Fundación Alcorcón
- ♦ Doctor via MIR in the Specialization in Oncology at the Universidad de Navarra Clinic
- ♦ Specialist in the Area of Breast Cancer, CNS, Melanoma, Sarcoma and Genetic Counseling
- ♦ Degree in Medicine from the University of Navarra



Dr. Moreno Muñoz, Diana

- ♦ Medical Oncology Specialist at the Fundación Alcorcón University Hospital
- ♦ PhD in the Biomedicine Program of the University of Córdoba



Professors

Dr. Mielgo Rubio, Xabier

- Medical Oncology Specialist at the Fundación Alcorcón University Hospital
- Professor of Oncology, Rey Juan Carlos University
- Degree in Medicine and Surgery from the University of the Basque Country/ Euskal Herriko Unibertsitatea(UPV/ EHU)
- Specialist in Immuno-oncology at the University Clinic of Navarra
- Master in Palliative Care from the University of Valladolid
- Master's Degree in Research Methodology from the Autonomous University of Barcelona
- Master in Neoplastic Diseases from the University of the Basque Country/Euskal Herriko Unibertsitatea (UPV/EHU)
- Member of the Board of Directors: Spanish Group of Immuno-Biological Therapies in Cancer (GÉTICA), Spanish Group of Orphan and Infrequent Tumors (GETTHI)

Dr. Cardeña Gutiérrez, Ana

- Medical Oncology Specialist in the at Nuestra Señora de Candelaria University Hospital
- Specialist in Oncology at the Alcorcón Foundation University Hospital
- Capital & Coast District Health Board stay at Wellington Regional Hospital
- Stay at Melanoma Institute Australia
- Stay at Sinai Health System
- Specialized in Physical Exercise and Oncology by the Autonomous University of Madrid
- Master's Degree in Medical Oncology from the University of Girona.
- Specialization in the Thoracic Cavity Neoplasms by Alfonso X El Sabio University
- Master's Degree in Molecular Oncology from Rey Juan Carlos University
- Degree in Medicine from the Autonomous University Madrid

04

Structure and Content

The syllabus of this Postgraduate Certificate in Medical Pulmonary Oncology has been outlined in detail by experts in Medical Oncology. TECH offers a qualification that, in just 6 weeks, will increase clinical knowledge of lung tumors in just 6 weeks. Medical experts who register will have 100% online content available that will facilitate their study. In addition, TECH applies the *Relearning* methodology to avoid long hours of memorization and make the oncologist assimilate the concepts progressively and effectively.



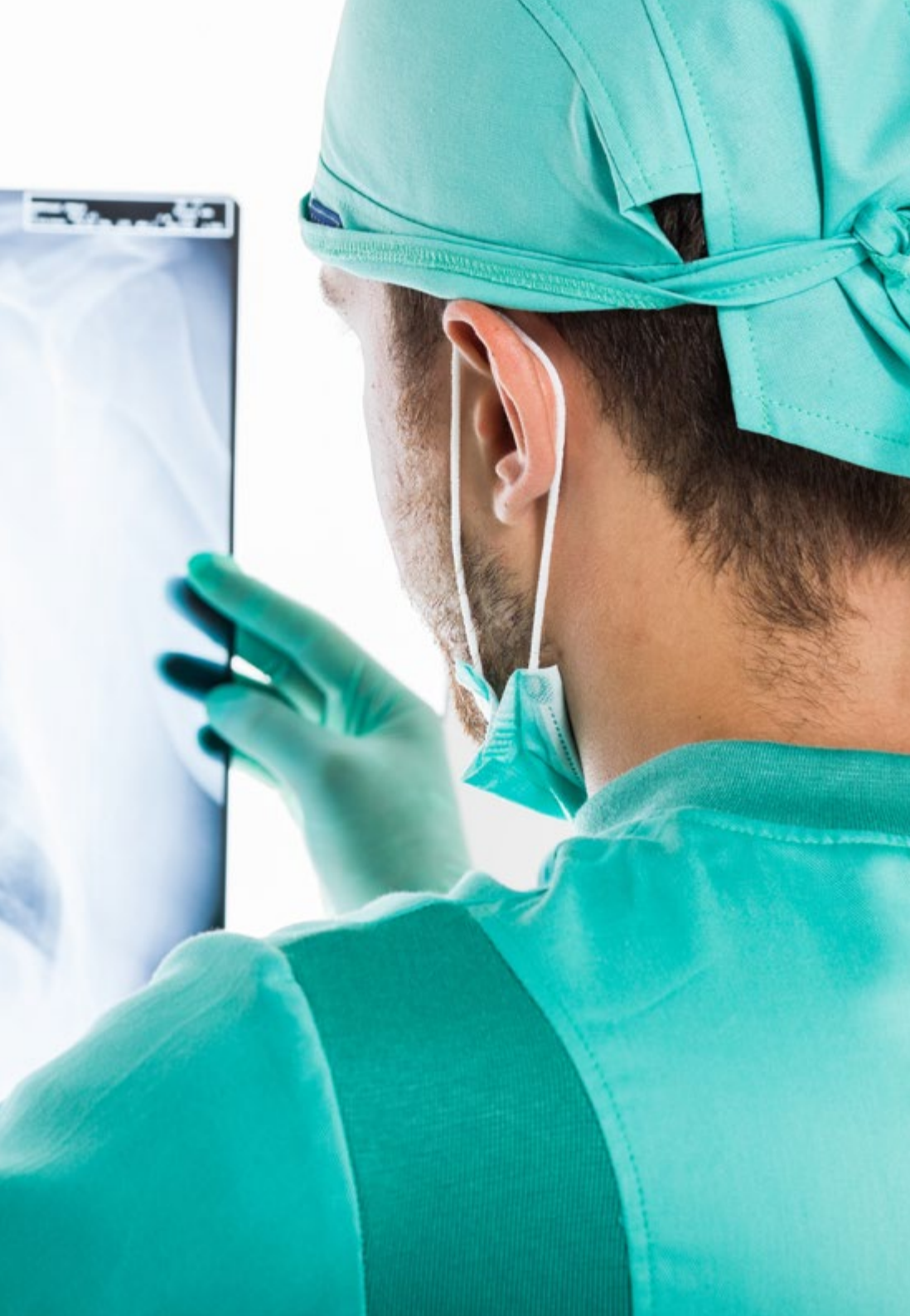
“

A professional training adapted to practice, obtaining the best results for patients thanks to primary prevention and future perspectives of the disease”

Module 1. Lung Cancer

- 1.1. Principles of Lung Cancer
 - 1.1.1. Epidemiology
 - 1.1.2. Risk Factors
- 1.2. Main mutations Possible targets
- 1.3. Diagnosis
- 1.4. Staging
- 1.5. Treatment of Localized Disease
- 1.6. Radiotherapeutic Treatment in Extended-Disease
- 1.7. Non-small cell cancer treatment localized disease
- 1.8. Non-small cell cancer treatment for advanced disease
 - 1.8.1. Adenocarcinoma
 - 1.8.2. Squamous cell carcinoma
- 1.9. Future Perspectives
- 1.10. Primary prevention





“*A program designed for experts like you you, who are looking to increase their knowledge to become more proficient in the job market and patient recovery*”

05 Methodology

This academic program offers students a different way of learning. Our methodology uses a cyclical learning approach: **Relearning**.

This teaching system is used, for example, in the most prestigious medical schools in the world, and major publications such as the **New England Journal of Medicine** have considered it to be one of the most effective.



“

Discover Relearning, a system that abandons conventional linear learning, to take you through cyclical teaching systems: a way of learning that has proven to be extremely effective, especially in subjects that require memorization"

At TECH we use the Case Method

What should a professional do in a given situation? Throughout the program, students will face multiple simulated clinical cases, based on real patients, in which they will have to do research, establish hypotheses, and ultimately resolve the situation. There is an abundance of scientific evidence on the effectiveness of the method. Specialists learn better, faster, and more sustainably over time.

With TECH you will experience a way of learning that is shaking the foundations of traditional universities around the world.



According to Dr. Gérvas, the clinical case is the annotated presentation of a patient, or group of patients, which becomes a "case", an example or model that illustrates some peculiar clinical component, either because of its teaching power or because of its uniqueness or rarity. It is essential that the case is based on current professional life, trying to recreate the real conditions in the physician's professional practice.

“

Did you know that this method was developed in 1912, at Harvard, for law students? The case method consisted of presenting students with real-life, complex situations for them to make decisions and justify their decisions on how to solve them. In 1924, Harvard adopted it as a standard teaching method”

The effectiveness of the method is justified by four fundamental achievements:

1. Students who follow this method not only achieve the assimilation of concepts, but also a development of their mental capacity, through exercises that evaluate real situations and the application of knowledge.
2. Learning is solidly translated into practical skills that allow the student to better integrate into the real world.
3. Ideas and concepts are understood more efficiently, given that the example situations are based on real-life.
4. Students like to feel that the effort they put into their studies is worthwhile. This then translates into a greater interest in learning and more time dedicated to working on the course.



Relearning Methodology

At TECH we enhance the case method with the best 100% online teaching methodology available: Relearning.

This university is the first in the world to combine the study of clinical cases with a 100% online learning system based on repetition, combining a minimum of 8 different elements in each lesson, a real revolution with respect to the mere study and analysis of cases.

Professionals will learn through real cases and by resolving complex situations in simulated learning environments. These simulations are developed using state-of-the-art software to facilitate immersive learning.



At the forefront of world teaching, the Relearning method has managed to improve the overall satisfaction levels of professionals who complete their studies, with respect to the quality indicators of the best online university (Columbia University).

With this methodology, more than 250,000 physicians have been trained with unprecedented success in all clinical specialties regardless of surgical load. Our pedagogical methodology is developed in a highly competitive environment, with a university student body with a strong socioeconomic profile and an average age of 43.5 years old.

Relearning will allow you to learn with less effort and better performance, involving you more in your specialization, developing a critical mindset, defending arguments, and contrasting opinions: a direct equation to success.

In our program, learning is not a linear process, but rather a spiral (learn, unlearn, forget, and re-learn). Therefore, we combine each of these elements concentrically.

The overall score obtained by TECH's learning system is 8.01, according to the highest international standards.



This program offers the best educational material, prepared with professionals in mind:



Study Material

All teaching material is produced by the specialists who teach the course, specifically for the course, so that the teaching content is highly specific and precise.

These contents are then applied to the audiovisual format, to create the TECH online working method. All this, with the latest techniques that offer high quality pieces in each and every one of the materials that are made available to the student.



Surgical Techniques and Procedures on Video

TECH introduces students to the latest techniques, the latest educational advances and to the forefront of current medical techniques. All of this in direct contact with students and explained in detail so as to aid their assimilation and understanding. And best of all, you can watch the videos as many times as you like.



Interactive Summaries

The TECH team presents the contents attractively and dynamically in multimedia lessons that include audio, videos, images, diagrams, and concept maps in order to reinforce knowledge.

This exclusive educational system for presenting multimedia content was awarded by Microsoft as a "European Success Story".



Additional Reading

Recent articles, consensus documents and international guidelines, among others. In TECH's virtual library, students will have access to everything they need to complete their course.





Expert-Led Case Studies and Case Analysis

Effective learning ought to be contextual. Therefore, TECH presents real cases in which the expert will guide students, focusing on and solving the different situations: a clear and direct way to achieve the highest degree of understanding.



Testing & Retesting

We periodically evaluate and re-evaluate students' knowledge throughout the program, through assessment and self-assessment activities and exercises, so that they can see how they are achieving their goals.



Classes

There is scientific evidence on the usefulness of learning by observing experts. The system known as Learning from an Expert strengthens knowledge and memory, and generates confidence in future difficult decisions.



Quick Action Guides

TECH offers the most relevant contents of the course in the form of worksheets or quick action guides. A synthetic, practical, and effective way to help students progress in their learning.



06

Certificate

This Postgraduate Certificate in Medical Pulmonary Oncology guarantees students, in addition to the most rigorous and up-to-date education, access to a Postgraduate Certificate issued by TECH Global University.



“

*Successfully complete this program
and receive your university qualification
without having to travel or fill out
laborious paperwork”*

This program will allow you to obtain your **Postgraduate Certificate in Medical Pulmonary Oncology** endorsed by **TECH Global University**, the world's largest online university.

TECH Global University is an official European University publicly recognized by the Government of Andorra ([official bulletin](#)). Andorra is part of the European Higher Education Area (EHEA) since 2003. The EHEA is an initiative promoted by the European Union that aims to organize the international training framework and harmonize the higher education systems of the member countries of this space. The project promotes common values, the implementation of collaborative tools and strengthening its quality assurance mechanisms to enhance collaboration and mobility among students, researchers and academics.

This **TECH Global University** title is a European program of continuing education and professional updating that guarantees the acquisition of competencies in its area of knowledge, providing a high curricular value to the student who completes the program.

Title: **Postgraduate Certificate in Medical Pulmonary Oncology**

Modality: **online**

Duration: **6 weeks**

Accreditation: **6 ECTS**





Postgraduate Certificate Medical Pulmonary Oncology

- » Modality: online
- » Duration: 6 weeks
- » Certificate: TECH Global University
- » Credits: 6 ECTS
- » Schedule: at your own pace
- » Exams: online

Postgraduate Certificate

Medical Pulmonary Oncology