

Postgraduate Certificate

Medical Oncology Applied to Ocular Oncology



Postgraduate Certificate Medical Oncology Applied to Ocular Oncology

- » Modality: online
- » Duration: 6 weeks
- » Certificate: TECH Technological University
- » Dedication: 16h/week
- » Schedule: at your own pace
- » Exams: online

Website: www.techitute.com/pk/medicine/postgraduate-certificate/medical-oncology-applied-ocular-oncology

Index

01

Introduction

p. 4

02

Objectives

p. 8

03

Course Management

p. 12

04

Structure and Content

p. 16

05

Methodology

p. 20

06

Certificate

p. 28

01

Introduction

Medical Oncology is a constantly evolving and expanding specialty, which seeks to improve the diagnosis and treatment of cancer. Within this area, Ocular Oncology is a specific branch that requires specialized training to address ocular tumors efficiently and safely. Therefore, the TECH program is presented as a necessary option to inform professionals who want to deepen their knowledge in this field. This 100% online program aims to provide students with the most current knowledge and tools for the diagnosis, treatment and follow-up of the most common ocular tumors. In addition, the possible ocular toxicity produced by systemic treatments in Medical Oncology will be studied in depth.



“

Thanks to this program you will delve into the possible ocular toxicities that can be produced by the different systemic treatments used in Medical Oncology, which will allow you to prevent and treat these complications in an effective way”

Medical Oncology applied to Ocular Oncology is a field of medicine that focuses on the diagnosis, treatment and follow-up of tumors affecting the eyes and their associated structures. This type of cancer can have a significant impact on the quality of life of patients and its treatment requires specialized knowledge on the part of health professionals.

The Postgraduate Certificate in Medical Oncology Applied to Ocular Oncology proposed by TECH provides the most updated knowledge on the basic principles and mechanisms of pharmacological action in the clinical practice of Medical Oncology, delving into the most common ocular tumors, such as melanoma, lymphomas and carcinomas, as well as the possible ocular toxicities that can produce the different systemic treatments used in Medical Oncology.

All this is designed to offer the students a rigorous and complete training in Medical Oncology Applied to Ocular Oncology, with a practical approach that will allow students to acquire skills and knowledge necessary to diagnose, treat and follow up patients with ocular tumors. In addition, the Postgraduate Certificate is taught 100% online, which allows the graduates flexibility in the organization of academic resources, and uses the *Relearning* pedagogical methodology to ensure learning effectiveness.

This **Postgraduate Certificate in Medical Oncology Applied to Ocular Oncology** contains the most complete and up-to-date scientific program on the market. The most important features include:

- ♦ The development of case studies presented by medical experts focused on Medical Oncology Applied to Ocular Oncology
- ♦ Graphic, schematic, and practical contents with which they are created, provide scientific and practical information on the disciplines that are essential for professional practice
- ♦ Practical exercises where self-assessment can be used to improve learning
- ♦ Its special emphasis on innovative methodologies
- ♦ Theoretical lessons, questions to the expert, debate forums on controversial topics, and individual reflection assignments
- ♦ Content that is accessible from any fixed or portable device with an Internet connection



You will acquire the most current knowledge for the diagnosis, treatment and follow-up of patients with the most frequent ocular tumors, which will allow you to perform successfully in the field of Oncology"

“

This Postgraduate Certificate will delve into the ocular tumors associated with the most frequent hereditary syndromes, which will allow you to approach these cases in a comprehensive and effective manner in your clinical practice”

The program's teaching staff includes professionals from sector who contribute their work experience to this educational program, as well as renowned specialists from leading societies and prestigious universities.

Its multimedia content, developed with the latest educational technology, will provide the professionals with situated and contextual learning, i.e., a simulated environment that will provide an immersive education programmed to learn in real situations.

The design of this program focuses on Problem-Based Learning, by means of which the professionals must try to solve the different professional practice situations that are presented throughout the academic course. For this purpose, the students will be assisted by an innovative interactive video system created by renowned experts.

With the multimedia resources and the Relearning method of this program, you will have the necessary flexibility to organize your academic resources and access them from anywhere.

Thanks to this Postgraduate Certificate you will have a wide variety of job opportunities in the field of Medical Oncology, enroll now and do not miss this great opportunity!.



02 Objectives

The Postgraduate Certificate aims to cover within the program all relevant topics in Medical Oncology Applied to Ocular Oncology. It covers the basic principles and mechanisms of pharmacological action in the clinical practice of Medical Oncology, with special emphasis on the most prevalent tumors such as melanomas, lymphomas and carcinomas. In addition, it addresses the possible ocular toxicity of the different systemic treatments used in Medical Oncology and delves into the different tumors that can produce ocular metastasis. All this, from the pedagogical methodology of *Relearning*, which allows a 100% online education with flexibility to organize academic resources.





“

This program will allow you to delve into the area of the most prevalent ocular tumors, such as melanomas, lymphomas and carcinomas, which will allow you to develop unique skills to face these clinical challenges”



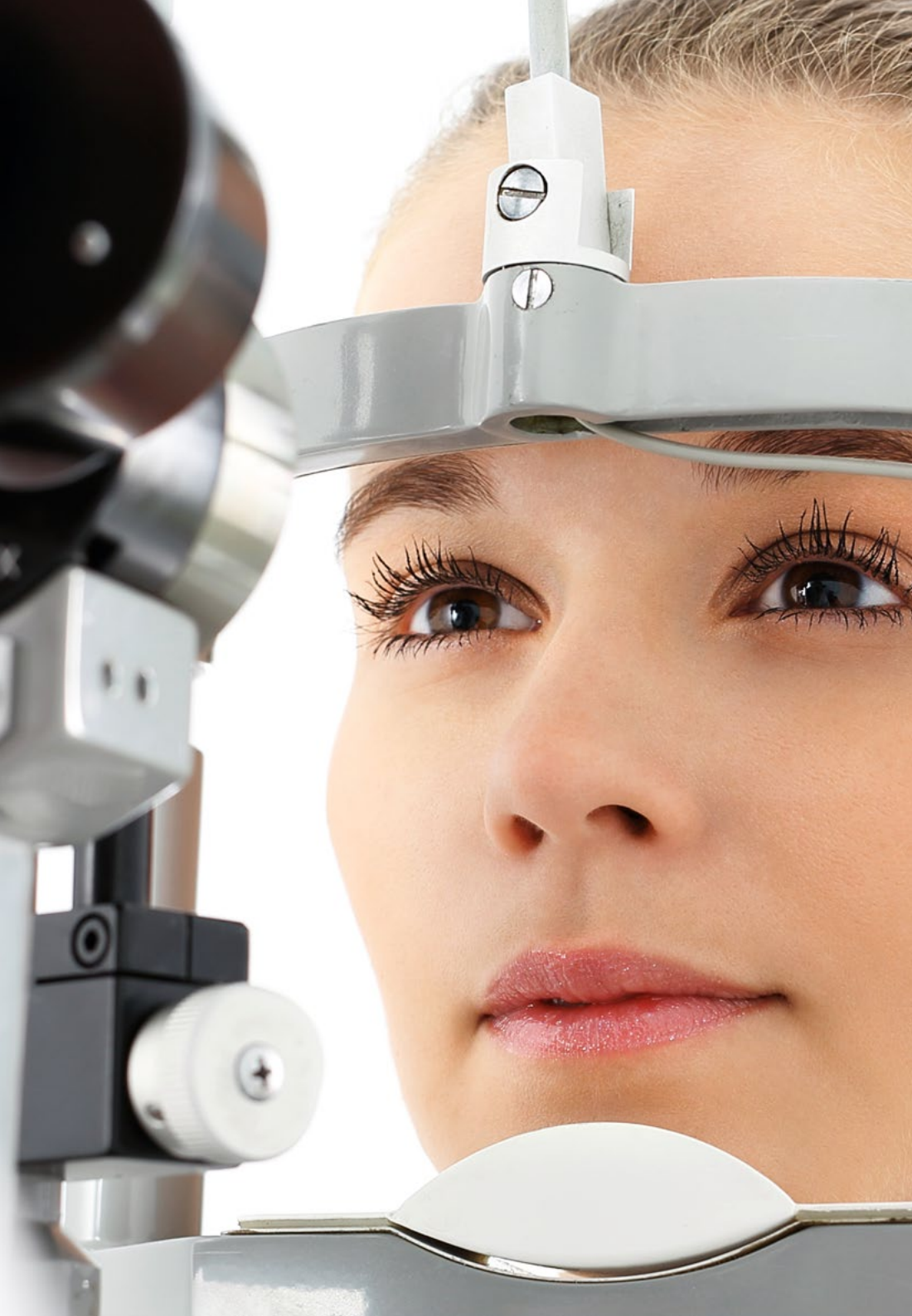
General Objectives

- ♦ Update knowledge on the different tumors that can affect the eye and its appendages
- ♦ Deepen in the diagnostic-therapeutic approach of ocular neoplasms
- ♦ Delve into the main common characteristics of ocular neoplasms
- ♦ Deepen in the different tumor lesions that can affect the eyelids, the lacrimal drainage pathway and the orbit
- ♦ Investigate the different types of tumors that can be located on the ocular surface, cornea and conjunctiva
- ♦ Delve into the most recent research in Oncological Ophthalmology



Delve into the different tumors that can produce ocular metastases, with special emphasis on their treatment with this program and become an expert on the subject and successfully face these clinical challenges”





Specific Objectives

- ◆ Describe the basic principles and mechanisms of pharmacological action in the clinical practice of Medical Oncology
- ◆ Provide the most current knowledge for the diagnosis, treatment and follow-up of patients with the most frequent ocular tumors
- ◆ Deepen in the area of the most prevalent ocular tumors: melanomas, lymphomas and carcinomas
- ◆ Delve into the possible ocular toxicities that can be produced by the different systemic treatments used in Medical Oncology
- ◆ Deepen in the different tumors that can produce ocular metastasis, with special emphasis on their treatment
- ◆ Delve into the ocular tumors associated with the most frequent hereditary syndromes

03

Course Management

TECH is an institution committed to offering quality education and, therefore, is very careful when choosing the teachers who will teach its university courses. In the case of the Postgraduate Certificate in Medical Oncology Applied to Ocular Oncology, TECH has paid special attention to select the best professionals with experience and solid knowledge in both areas. In this way, the students of the program are assured of receiving a complete and updated education in one of the most important areas of medicine today. With this faculty selection policy, TECH consolidates its position as a reference institution in the university environment.



“

This Postgraduate Certificate has outstanding teachers with experience in clinical practice, who will guide you in learning the basic principles and mechanisms of pharmacological action in Medical Oncology”

Management



Dr. Garrido Hermosilla, Antonio Manuel

- Medical Specialist in Ophthalmology
- Specialist in the Ophthalmology Service of the Virgen Macarena University Hospital
- Specialist in Oculoplasty-Orbit and Ocular Oncology Units
- Specialist in National Reference Units (CSUR) for Adult and Childhood Intraocular Tumors
- Co-coordinator of Andalusian Reference Units (UPRA) for the Integral Management of the Anophthalmic Cavity and for Graves' Orbitopathy
- Tutor for Ophthalmology Interns



Dr. Relimpio López, María Isabel

- Coordinator of the Adult Intraocular Tumors Unit at the CSUR of the Hospital Virgen Macarena
- Specialist Area Physician (FEA) in the Ophthalmology Service at the University Hospital Virgen Macarena (HUVVM)
- Specialist in the Retina and Ocular Oncology Units of the HUVVM
- Coordinator of the National Reference Unit (CSUR) for Adult Intraocular Tumors
- Specialist in the National Reference Unit (CSUR) for Childhood Intraocular Tumors
- Ophthalmologist in the European Network ERN-PaedCan for Retinoblastoma
- PhD in Medicine, University of Seville
- Clinical Tutor of Ophthalmology, Medical Degree, University of Seville



Professors

Dr. Álamo de la Gala, María del Carmen

- ♦ Medical Oncologist at the Virgen Macarena University Hospital
- ♦ Medical Oncologist at the Medical Oncology Department of the Virgen Macarena University Hospital
- ♦ Collaborator of the National Reference Unit for Adult Intraocular Tumors
- ♦ Member of the Andalusian Society of Medical Oncology

Dr. Nogales Fernández, Esteban

- ♦ Medical Oncologist at the Virgen Macarena University Hospital
- ♦ Medical Oncologist at the Medical Oncology Department of the Virgen Macarena University Hospital
- ♦ Collaborator of the National Reference Unit for Adult Intraocular Tumors
- ♦ Degree in Medicine, University of Seville

Dr. Sevilla Ortega, Lourdes

- ♦ Medical Specialist at Virgen Macarena University Hospital
- ♦ Medical Specialist at the Medical Oncology Department of the Virgen Macarena University Hospital
- ♦ Researcher on Colorectal Cancer and Breast Cancer pathologies
- ♦ Member of the Spanish Society in Medical Oncology

04

Structure and Content

The fully online degree uses TECH's pedagogical methodology, called *Relearning*, which emphasizes continuous learning and adaptation to changes and advances in the field of oncology. In addition, this method allows greater flexibility to organize academic resources according to the needs of students. Topics covered in the Postgraduate Certificate include systemic treatment in ocular tumors, uveal melanoma, ocular lymphoma, eyelid carcinomas, ocular toxicity associated with cancer treatments, ocular metastases and ocular tumors associated with hereditary syndromes. Through the exploration of mechanisms of action of different therapies, new molecules, monitoring and other local techniques, students obtain the necessary tools to be able to approach and treat different ocular tumors effectively.

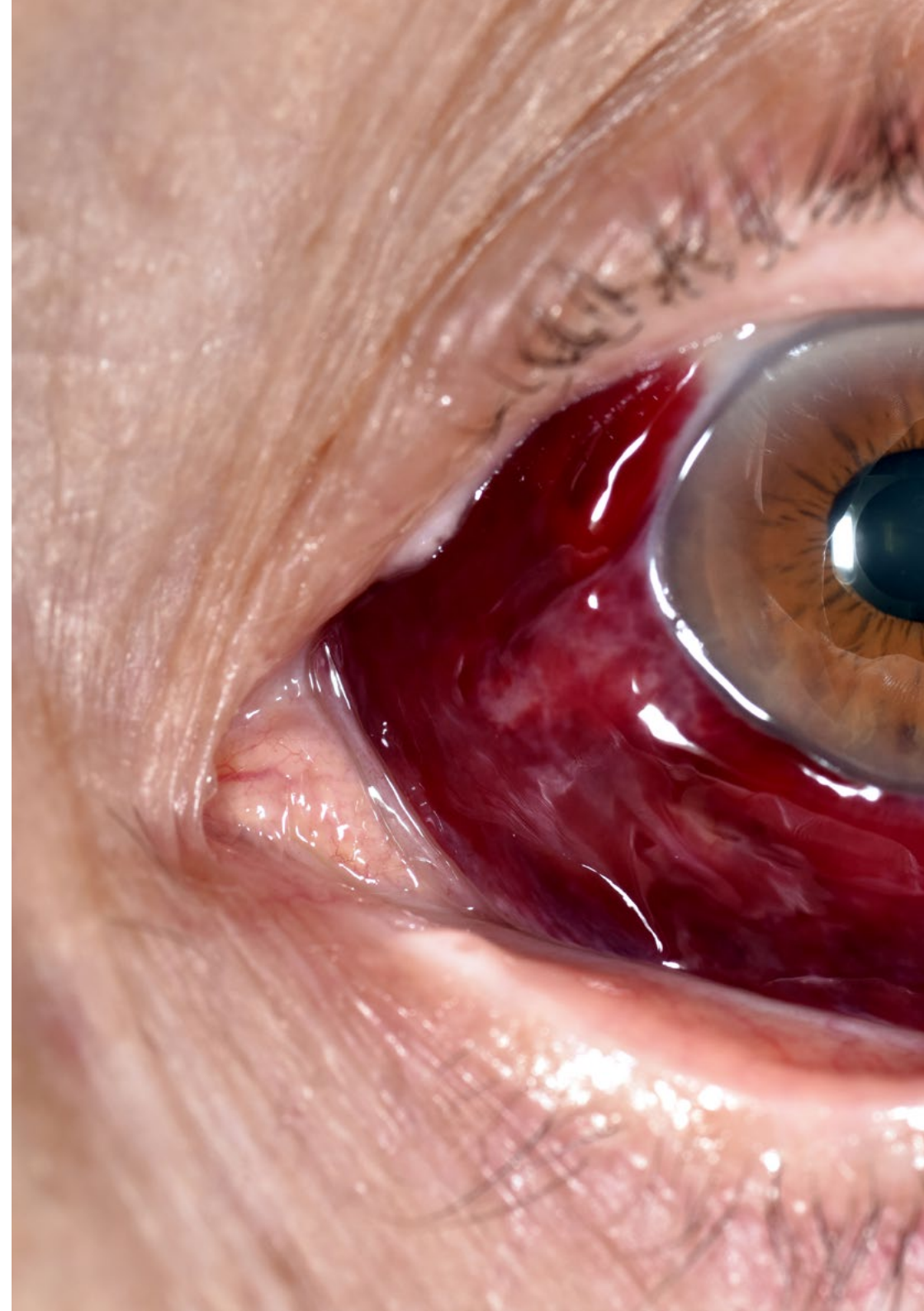


“

With the completion of this Postgraduate Certificate you will be at the forefront in the diagnosis and treatment of the most frequent ocular tumors. Don't miss the opportunity to stand out in your professional career!”

Module 1. Medical Oncology Applied to Ocular Oncology

- 1.1. Systemic Treatment in Ocular Tumors
 - 1.1.1. Introduction
 - 1.1.2. Chemotherapy Mechanism of Action
 - 1.1.3. Mechanism of Action of Immunotherapy and Other Targeted Therapies
- 1.2. Localized Uveal Melanoma
 - 1.2.1. Adjuvant Systemic Treatment
 - 1.2.2. New Molecules
 - 1.2.3. Monitoring
- 1.3. Metastatic Uveal Melanoma I
 - 1.3.1. Chemoembolization of Hepatic Metastases
 - 1.3.2. Radiofrequency
 - 1.3.3. Other Local Techniques
- 1.4. Metastatic Uveal Melanoma II
 - 1.4.1. Immunotherapy
 - 1.4.2. Chemotherapy
 - 1.4.3. New Drugs
- 1.5. Ocular Lymphoma
 - 1.5.1. General Treatment Indications
 - 1.5.2. Chemotherapy
 - 1.5.3. Others
- 1.6. Palpebral Carcinomas
 - 1.6.1. Basal Cell Carcinoma
 - 1.6.2. Squamous Cell Carcinoma
 - 1.6.3. Others
- 1.7. Conjunctival Melanoma
 - 1.7.1. Diagnosis
 - 1.7.2. Treatment
 - 1.7.3. Monitoring





1.8. Ocular Toxicity Associated with Oncological Treatment

- 1.8.1. Anti- EGFR Drugs
- 1.8.2. BRAF and MEK Inhibitors
- 1.8.3. Immuno-checkpoints

1.9. Ocular Metastases

- 1.9.1. General Aspects
- 1.9.2. Breast Cancer
- 1.9.3. Cancer Lung and Others

1.10. Ocular Tumors Associated with Hereditary Syndromes

- 1.10.1. General Considerations
- 1.10.2. Neurofibromatosis
- 1.10.3. Others



*You will learn from the best teachers,
with an innovative pedagogical
method that will allow you to acquire
skills and knowledge in an efficient
and flexible way"*

05 Methodology

This academic program offers students a different way of learning. Our methodology uses a cyclical learning approach: ***Relearning.***

This teaching system is used, for example, in the most prestigious medical schools in the world, and major publications such as the ***New England Journal of Medicine*** have considered it to be one of the most effective.



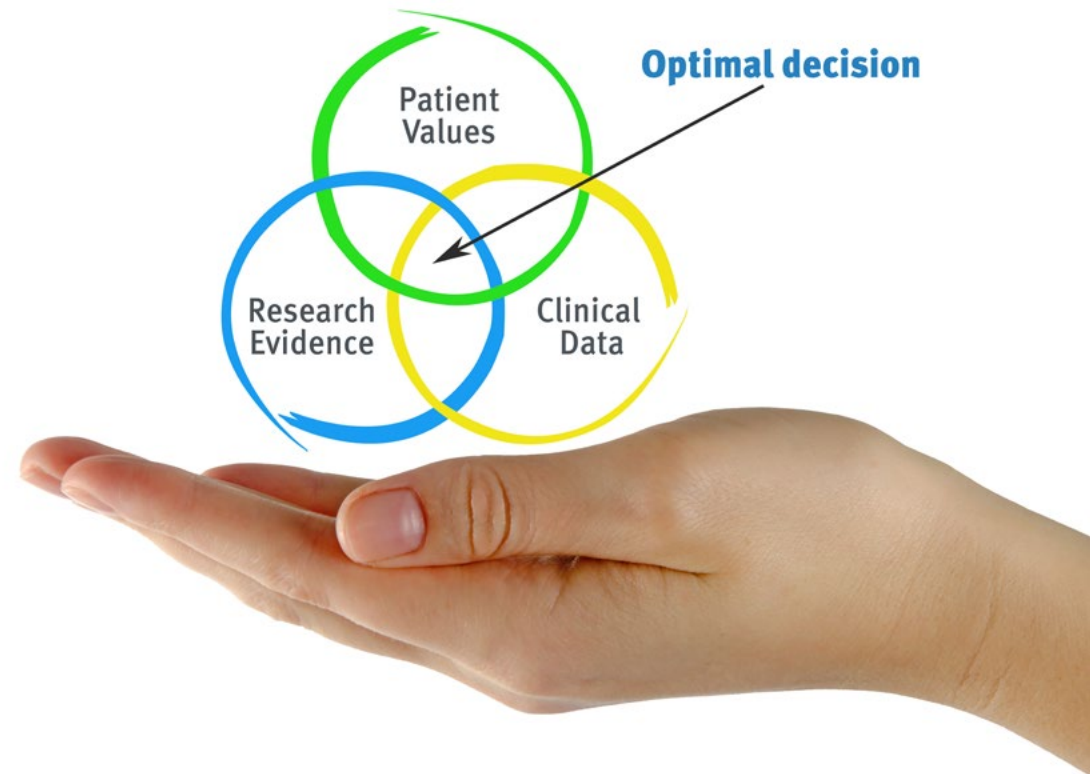
“

Discover Relearning, a system that abandons conventional linear learning, to take you through cyclical teaching systems: a way of learning that has proven to be extremely effective, especially in subjects that require memorization"

At TECH we use the Case Method

What should a professional do in a given situation? Throughout the program, students will face multiple simulated clinical cases, based on real patients, in which they will have to do research, establish hypotheses, and ultimately resolve the situation. There is an abundance of scientific evidence on the effectiveness of the method. Specialists learn better, faster, and more sustainably over time.

With TECH you will experience a way of learning that is shaking the foundations of traditional universities around the world.



According to Dr. Gervas, the clinical case is the annotated presentation of a patient, or group of patients, which becomes a "case", an example or model that illustrates some peculiar clinical component, either because of its teaching power or because of its uniqueness or rarity. It is essential that the case is based on current professional life, trying to recreate the real conditions in the physician's professional practice.

“

Did you know that this method was developed in 1912, at Harvard, for law students? The case method consisted of presenting students with real-life, complex situations for them to make decisions and justify their decisions on how to solve them. In 1924, Harvard adopted it as a standard teaching method”

The effectiveness of the method is justified by four fundamental achievements:

1. Students who follow this method not only achieve the assimilation of concepts, but also a development of their mental capacity, through exercises that evaluate real situations and the application of knowledge.
2. Learning is solidly translated into practical skills that allow the student to better integrate into the real world.
3. Ideas and concepts are understood more efficiently, given that the example situations are based on real-life.
4. Students like to feel that the effort they put into their studies is worthwhile. This then translates into a greater interest in learning and more time dedicated to working on the course.



Relearning Methodology

At TECH we enhance the case method with the best 100% online teaching methodology available: Relearning.

This university is the first in the world to combine the study of clinical cases with a 100% online learning system based on repetition, combining a minimum of 8 different elements in each lesson, a real revolution with respect to the mere study and analysis of cases.

Professionals will learn through real cases and by resolving complex situations in simulated learning environments. These simulations are developed using state-of-the-art software to facilitate immersive learning.



At the forefront of world teaching, the Relearning method has managed to improve the overall satisfaction levels of professionals who complete their studies, with respect to the quality indicators of the best online university (Columbia University).

With this methodology, more than 250,000 physicians have been trained with unprecedented success in all clinical specialties regardless of surgical load. Our pedagogical methodology is developed in a highly competitive environment, with a university student body with a strong socioeconomic profile and an average age of 43.5 years old.

Relearning will allow you to learn with less effort and better performance, involving you more in your specialization, developing a critical mindset, defending arguments, and contrasting opinions: a direct equation to success.

In our program, learning is not a linear process, but rather a spiral (learn, unlearn, forget, and re-learn). Therefore, we combine each of these elements concentrically.

The overall score obtained by TECH's learning system is 8.01, according to the highest international standards.



This program offers the best educational material, prepared with professionals in mind:



Study Material

All teaching material is produced by the specialists who teach the course, specifically for the course, so that the teaching content is highly specific and precise.

These contents are then applied to the audiovisual format, to create the TECH online working method. All this, with the latest techniques that offer high quality pieces in each and every one of the materials that are made available to the student.



Surgical Techniques and Procedures on Video

TECH introduces students to the latest techniques, the latest educational advances and to the forefront of current medical techniques. All of this in direct contact with students and explained in detail so as to aid their assimilation and understanding. And best of all, you can watch the videos as many times as you like.



Interactive Summaries

The TECH team presents the contents attractively and dynamically in multimedia lessons that include audio, videos, images, diagrams, and concept maps in order to reinforce knowledge.

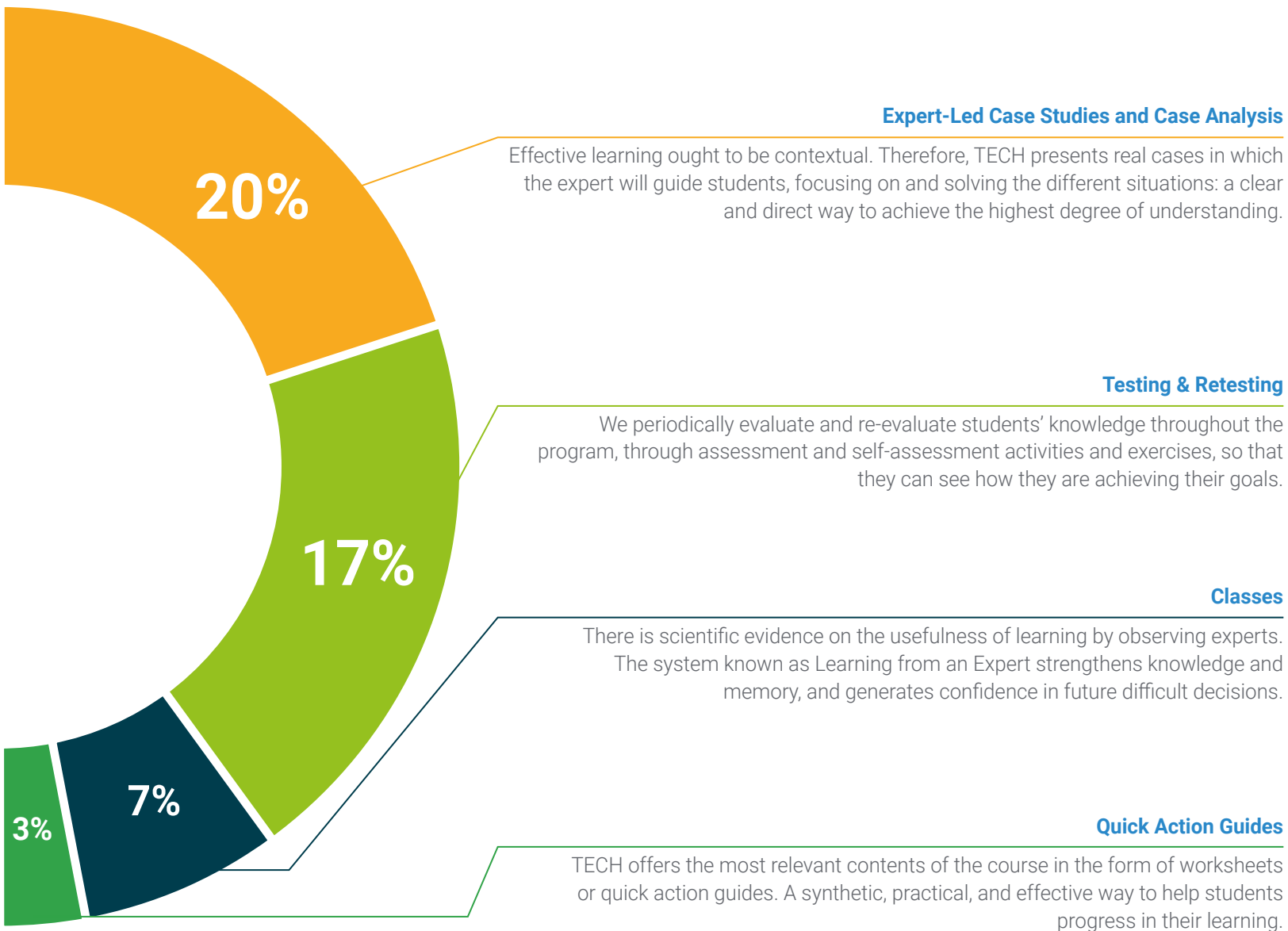
This exclusive educational system for presenting multimedia content was awarded by Microsoft as a "European Success Story".



Additional Reading

Recent articles, consensus documents and international guidelines, among others. In TECH's virtual library, students will have access to everything they need to complete their course.





06 Certificate

The Postgraduate Certificate in Medical Oncology Applied to Ocular Oncology guarantees students, in addition to the most rigorous and up-to-date education, access to a Postgraduate Certificate issued by TECH Technological University.



“

*Successfully complete this program
and receive your university qualification
without having to travel or fill out
laborious paperwork"*

This **Postgraduate Certificate in Medical Oncology Applied to Ocular Oncology** contains the most complete and up-to-date scientific program on the market.

After the student has passed the assessments, they will receive their corresponding **Postgraduate Certificate** issued by **TECH Technological University** via tracked delivery*.

The certificate issued by **TECH Technological University** will reflect the qualification obtained in the Postgraduate Certificate, and meets the requirements commonly demanded by labor exchanges, competitive examinations, and professional career evaluation committees.

Title: **Postgraduate Certificate in Medical Oncology Applied to Ocular Oncology**

Official N° of hours: **150 h.**



*Apostille Convention. In the event that the student wishes to have their paper certificate issued with an apostille, TECH EDUCATION will make the necessary arrangements to obtain it, at an additional cost.



Postgraduate Certificate
Medical Oncology Applied
to Ocular Oncology

- » Modality: online
- » Duration: 6 weeks
- » Certificate: TECH Technological University
- » Dedication: 16h/week
- » Schedule: at your own pace
- » Exams: online

Postgraduate Certificate

Medical Oncology Applied to Ocular Oncology

