

Postgraduate Certificate

Medical Non-Colorectal Oncology





Postgraduate Certificate

Medical Non-Colorectal Oncology

- » Modality: online
- » Duration: 6 weeks
- » Certificate: TECH Technological University
- » Dedication: 16h/week
- » Schedule: at your own pace
- » Exams: online

Website: www.techtute.com/pk/medicine/postgraduate-certificate/medical-non-colorectal-oncology

Index

01

Introduction

p. 4

02

Objectives

p. 8

03

Course Management

p. 12

04

Structure and Content

p. 16

05

Methodology

p. 20

06

Certificate

p. 28

01

Introduction

Artificial mutations of immune cells that support chemotherapy treatments are already a reality. Although slow drug development, nivolumab and chemotherapy will become a standard first-line treatment for patients with digestive cancers. Although clinical technology is achieving greater life expectancy for patients with localized disease, medical research remains insufficient for the survival of people with advanced disease. For this reason, TECH offers a program that, in just 6 weeks, will delve into non-colorectal digestive conditions to expand the knowledge of doctors who wish to enter this field. In addition, they will be able to carry out a flexible study adapted to their needs, thanks to TECH's 100% online modality and its Relearning methodology.





“

Analyzes the role of radionuclides in the study of neuroendocrine tumors and delves into the most innovative chemotherapy treatments"

The clinical industry is under continuous scrutiny in search of treatments that reduce public health side effects. In this case, gastric tumors are very common, but survivability is still a milestone. These characteristics force the clinical labor market to have multidisciplinary professionals who know how to apply the latest medical technologies to reach a faster and more effective cure for cancers of the esophagus, stomach, pancreas, among others. In response to this demand, TECH offers the Postgraduate Certificate in Medical Non-Colorectal Oncology.

TECH has developed a specific and enriching program together with a team of experts in medical oncology who work in this area in different clinical centers. Specialists will be able to investigate the risk factors for esophageal, stomach and pancreatic cancer, current mutations, its target population, as well as the diagnosis, the staging of the disease, the treatments determined for each case and future perspectives. In this way, the student will receive information that will also allow its practical application with real patients.

To facilitate your study, the degree has digital features, such as its 100% online modality. In this way, TECH brings medical knowledge closer, adapting it to the personal and work possibilities of specialists and allows them flexible study. Likewise, they will have audiovisual content in different and downloadable formats, which will make it easier for them to consult even once the Postgraduate Certificate.

This **Postgraduate Certificate in Medical Non-Colorectal Oncology** contains the most complete and up-to-date scientific program on the market. The most important features include:

- ♦ Development of case studies presented by experts in Medical Oncology.
- ♦ The graphic, schematic, and practical contents with which they are created, provide medical information on the disciplines that are essential for professional practice
- ♦ Practical exercises where the self-assessment process can be carried out to improve learning.
- ♦ Its special emphasis on innovative methodologies
- ♦ Theoretical lessons, questions to the expert, debate forums on controversial topics, and individual reflection assignments
- ♦ Content that is accessible from any fixed or portable device with an Internet connection.



Hepatocellular carcinoma constitutes 90% of primary hepatic 90% of primary malignant liver tumors. Increase your knowledge in its treatment and collaborate in its prevention"

“*Project your oncology profession and be part of the focused research to possible target patients suffering from non-colorectal digestive tumors*”

The program includes, in its teaching staff, professionals from the sector who bring to this program the experience of their work, in addition to recognized specialists from prestigious reference societies and universities.

The multimedia content, developed with the latest educational technology, will provide the professional with situated and contextual learning, i.e., a simulated environment that will provide immersive education programmed to learn in real situations.

This program is designed around Problem-Based Learning, whereby the professional must try to solve the different professional practice situations that arise during the academic year. For this purpose, the student will be assisted by an innovative interactive video system created by renowned and experienced experts.

Renew your knowledge in oncology to get closer to the most effective methods towards the identification of esophageal and stomach cancer.

Delve into the treatments of localized and extended pancreatic tumors to provide scientific solutions to these conditions.



02 Objectives

This Postgraduate Certificate in Medical Non-Colorectal Oncology aims to educate oncologists in the field of gastrointestinal disorders and achieve that they achieve high-level theoretical-practical training that renews their previous knowledge, focusing them on the latest medical technology. By taking this program, specialists will deepen in epidemiology, diagnosis, staging and the most innovative treatments to assist tumors of the esophagus, stomach, pancreas, liver, biliary tract and neuroendocrine tumors. In addition, the learning will be guided by oncologists who work in the sector and will help them handle real situations in the clinical setting.



“

Analyzes the future outlook for neuroendocrine tumors to identify cases from the cells by applying the latest technology”



General Objectives

- Know how to carry out a good assessment of the cancer patient, starting with epidemiology, diagnosis and staging of the most frequent tumors
- Delve into complementary studies that help us diagnose and decision making of the main neoplasms
- Become familiar with the main genetic syndromes that predispose to the development of this disease
- Recognize and manage the main breast, lung, digestive, urological, gynecological and mesenchymal tumors



Strengthen your oncological abilities by delving deeper into primary and secondary malignant liver tumors"





Specific Objectives

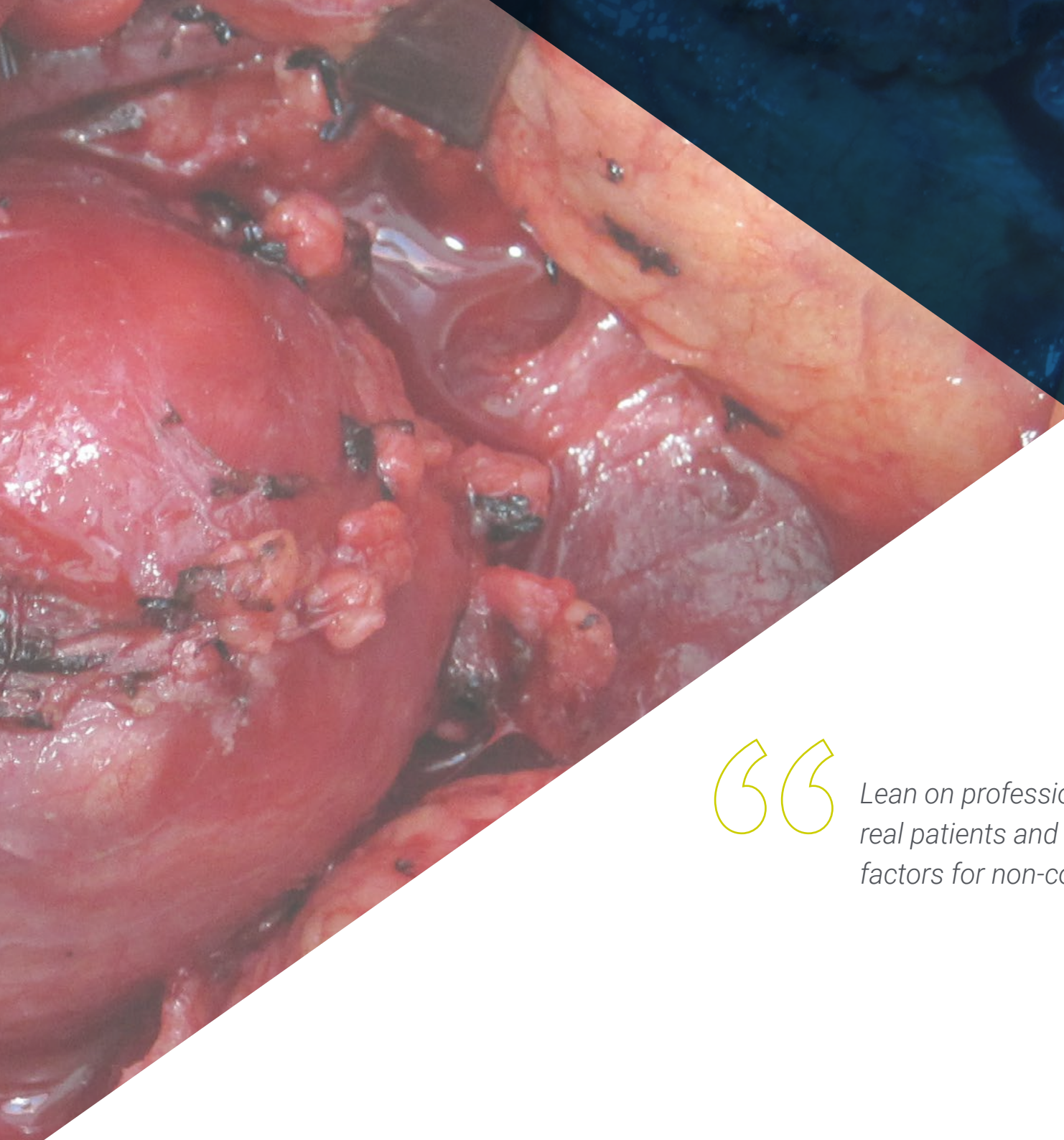
- Learn the diagnosis and staging of pancreatic tumor
- Know how to choose what type of treatment is indicated in each situation
- Know the main treatments available for metastatic Pancreatic Cancer, both for first line and subsequent treatments
- Know the diagnosis and staging of Esophageal and Stomach Tumors, knowing the main treatments depending on the tumor stage in which it is found
- Guide the diagnosis and know the peculiarities of neuroendocrine tumors, knowing how to differentiate secretory tumors from those that are not. And know in depth the treatments available for this entity, highlighting the role of radionuclides
- Know the tests performed in the diagnosis of bile duct tumors, staging and treatment

03

Course Management

Taking into account the specific field to be treated, which ranges from stomach cancer to tumors in the bile ducts, TECH has turned to recent doctors specialized in medical and genetic oncology. Your experience will be transmitted to the specialists enrolled in the program, through content adapted to the digital paradigm. In addition, teachers will be at your disposal 24 hours a day to resolve any questions that may arise about the syllabus, through personalized and individual tutoring that will focus on each case. In this way, the correct study of the oncological branch will be guaranteed.





“

Lean on professionals like you, who work with real patients and are familiar with the risk factors for non-colorectal digestive tumors”

Management



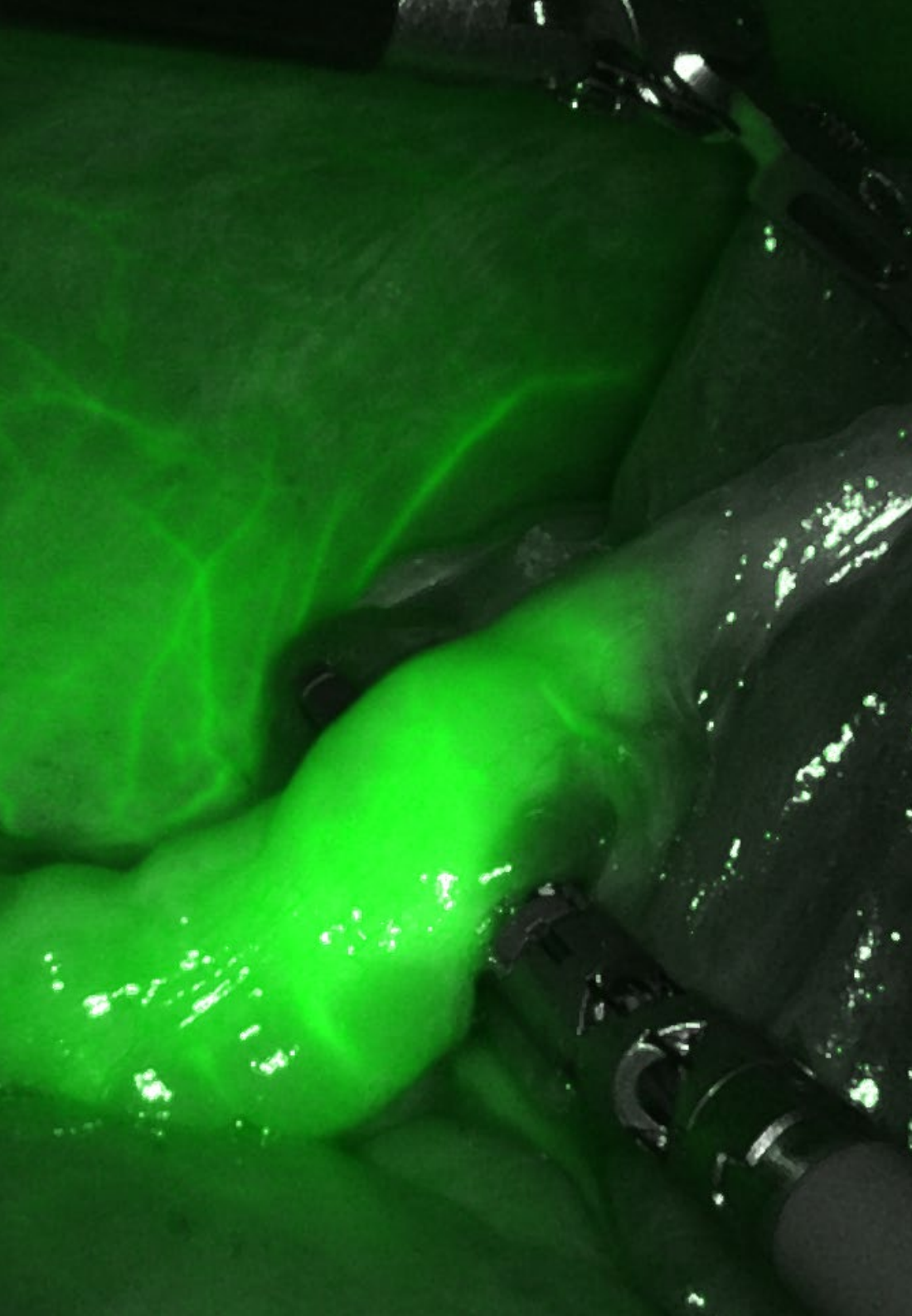
Dr. Olier Garate, Clara

- Specialist Physician at the University Hospital Fundación Alcorcón
- Doctor via MIR in the Specialization in Oncology at the Universidad de Navarra Clinic
- Specialist in the Area of Breast Cancer, CNS, Melanoma, Sarcoma and Genetic Counseling
- Degree in Medicine from the University of Navarra



Dr. Moreno Muñoz, Diana

- Specialist in Medical Oncology at Hospital Universitario Fundación Alcorcón
- PhD in the Biomedicine Program of the University of Córdoba



Professors

Dr. Reyna, Carmen

- ♦ Medical Oncology Specialist
- ♦ Faculty Area Specialist in the Andalusian Health Service
- ♦ Doctor at the Service of Oncology at the Quirónsalud Hospital Group
- ♦ Degree in Medicine from the University of Navarra

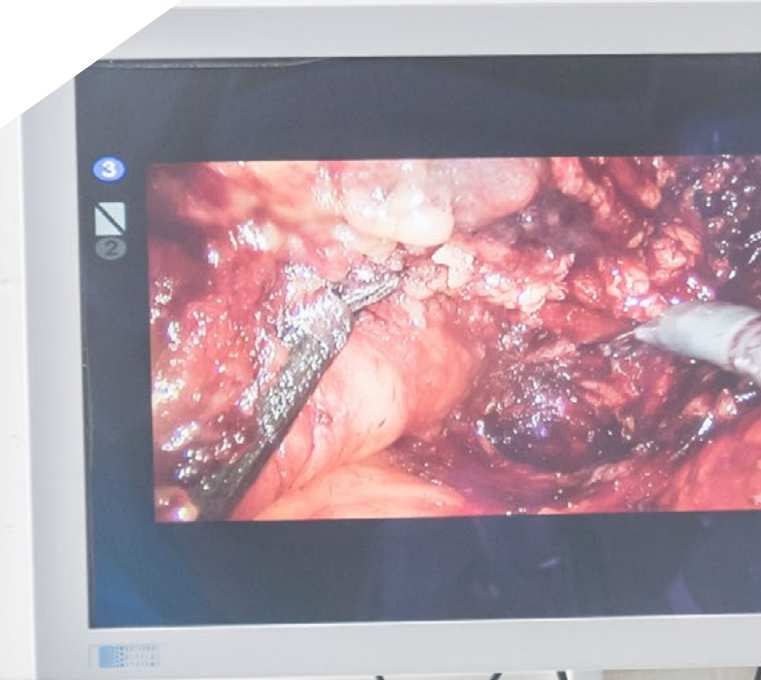
“

A unique, key, and decisive educational experience to boost your professional development”

04

Structure and Content

The syllabus of this Postgraduate Certificate in Medical Non-Colorectal Oncology has been developed in detail by experts in Medical Oncology who carry out their work in recognized public and private hospitals. Thanks to their collaboration, TECH offers a 6-week qualification that will expand the clinical knowledge of specialists in non-colorectal digestive tumors, diagnoses, staging tests, diseases of the esophagus, stomach and pancreas, as well as their future perspectives. In addition, this University applies the Relearning methodology and 100% online teaching, which makes learning flexible thanks to downloadable audiovisual content. A unique academic experience in which knowledge is assimilated gradually and effectively.



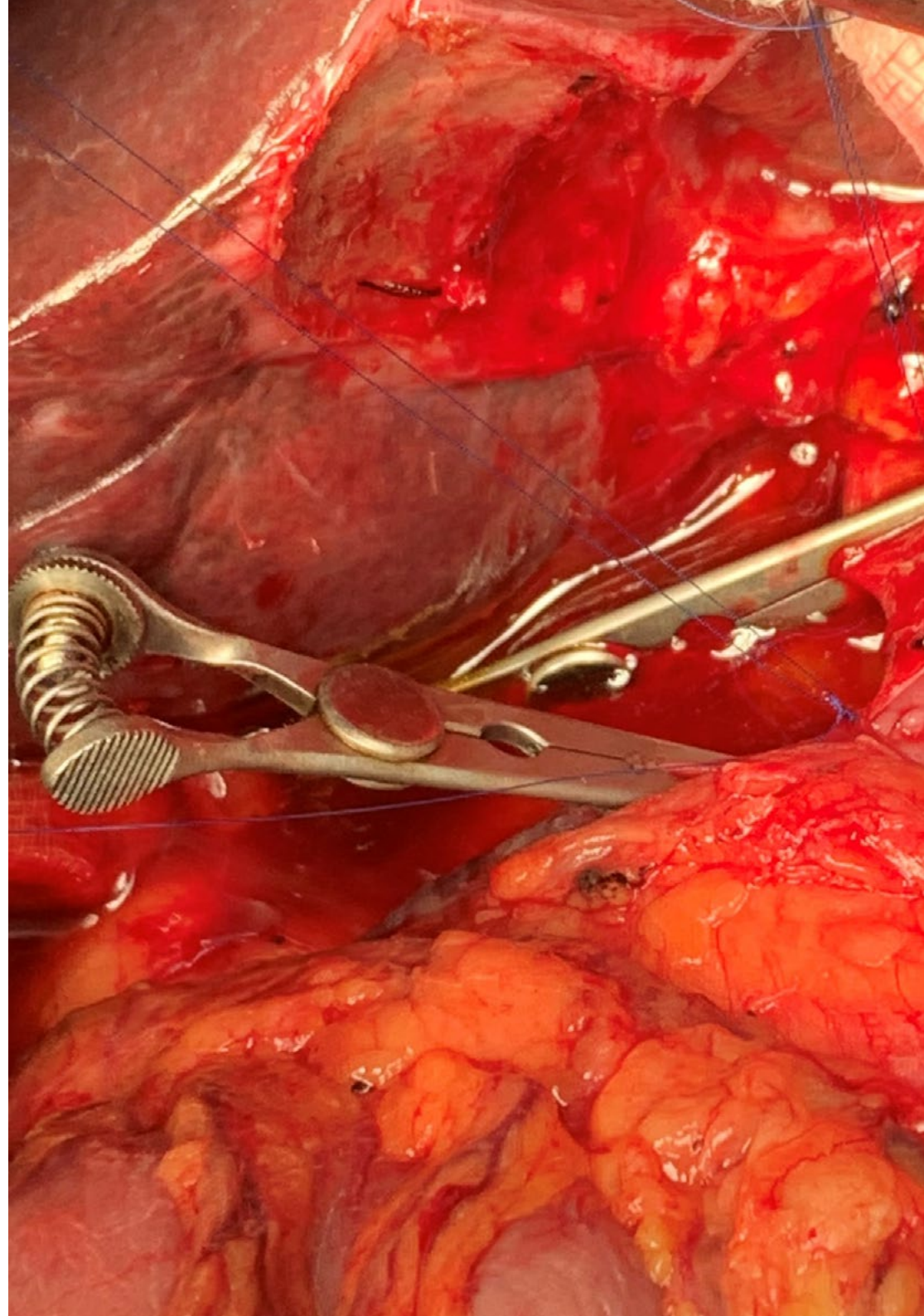


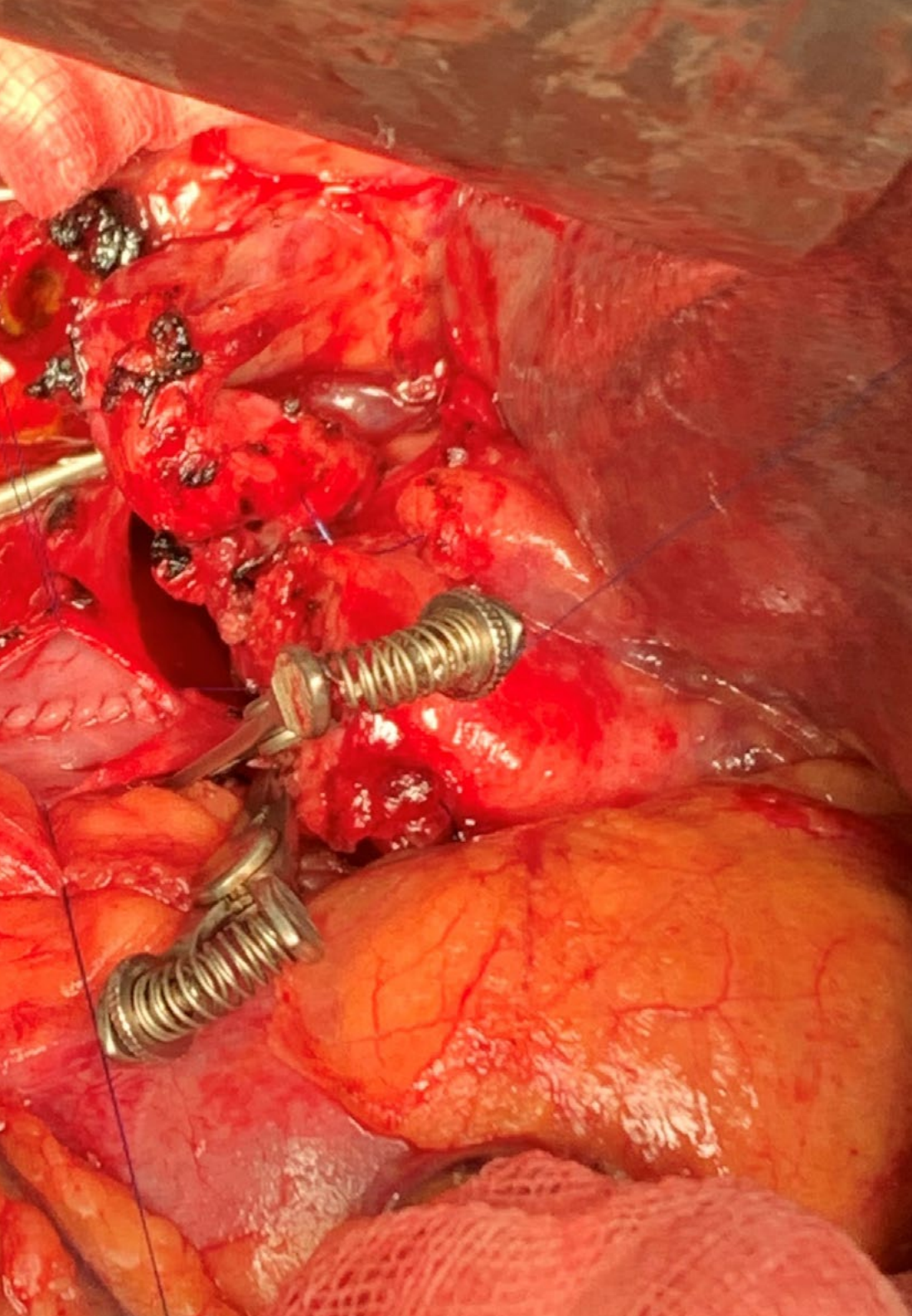
“

Professional training that will speed up your decisions in daily practice and increase your knowledge of the alternations of malignant cells”

Module 1. Non-Colorectal Digestive Tumors

- 1.1. Non-colorectal digestive tumors
 - 1.1.1. Epidemiology
 - 1.1.2. Risk Factors
- 1.2. Diagnosis
- 1.3. Staging
 - 1.3.1. Oesophageal Cancer
 - 1.3.2. Stomach Cancer
 - 1.3.3. Pancreatic Cancer
- 1.4. Oesophageal Cancer
 - 1.4.1. Localized Disease Treatment
 - 1.4.2. Treatment of widespread Disease
- 1.5. Stomach Cancer
 - 1.5.1. Localized Disease Treatment
 - 1.5.2. Treatment of widespread Disease
- 1.6. Pancreatic Cancer
 - 1.6.1. Localized Disease Treatment
 - 1.6.2. Treatment of widespread Disease
- 1.7. Biliary Tract Cancer
- 1.8. Hepatocellular Carcinoma
- 1.9. Neuroendocrine Tumors
- 1.10. Future Perspectives





“

A program designed for oncologists like you, who want to investigate non-colorectal digestive disease treatments, both localized and widespread”

05

Methodology

This academic program offers students a different way of learning. Our methodology uses a cyclical learning approach: **Relearning**.

This teaching system is used, for example, in the most prestigious medical schools in the world, and major publications such as the **New England Journal of Medicine** have considered it to be one of the most effective.



“

Discover Relearning, a system that abandons conventional linear learning, to take you through cyclical teaching systems: a way of learning that has proven to be extremely effective, especially in subjects that require memorization"

At TECH we use the Case Method

What should a professional do in a given situation? Throughout the program, students will face multiple simulated clinical cases, based on real patients, in which they will have to do research, establish hypotheses, and ultimately resolve the situation. There is an abundance of scientific evidence on the effectiveness of the method. Specialists learn better, faster, and more sustainably over time.

With TECH you will experience a way of learning that is shaking the foundations of traditional universities around the world.



According to Dr. Gervas, the clinical case is the annotated presentation of a patient, or group of patients, which becomes a "case", an example or model that illustrates some peculiar clinical component, either because of its teaching power or because of its uniqueness or rarity. It is essential that the case is based on current professional life, trying to recreate the real conditions in the physician's professional practice.

“

Did you know that this method was developed in 1912, at Harvard, for law students? The case method consisted of presenting students with real-life, complex situations for them to make decisions and justify their decisions on how to solve them. In 1924, Harvard adopted it as a standard teaching method”

The effectiveness of the method is justified by four fundamental achievements:

1. Students who follow this method not only achieve the assimilation of concepts, but also a development of their mental capacity, through exercises that evaluate real situations and the application of knowledge.
2. Learning is solidly translated into practical skills that allow the student to better integrate into the real world.
3. Ideas and concepts are understood more efficiently, given that the example situations are based on real-life.
4. Students like to feel that the effort they put into their studies is worthwhile. This then translates into a greater interest in learning and more time dedicated to working on the course.



Relearning Methodology

At TECH we enhance the case method with the best 100% online teaching methodology available: Relearning.

This university is the first in the world to combine the study of clinical cases with a 100% online learning system based on repetition, combining a minimum of 8 different elements in each lesson, a real revolution with respect to the mere study and analysis of cases.

Professionals will learn through real cases and by resolving complex situations in simulated learning environments. These simulations are developed using state-of-the-art software to facilitate immersive learning.



At the forefront of world teaching, the Relearning method has managed to improve the overall satisfaction levels of professionals who complete their studies, with respect to the quality indicators of the best online university (Columbia University).

With this methodology, more than 250,000 physicians have been trained with unprecedented success in all clinical specialties regardless of surgical load. Our pedagogical methodology is developed in a highly competitive environment, with a university student body with a strong socioeconomic profile and an average age of 43.5 years old.

Relearning will allow you to learn with less effort and better performance, involving you more in your specialization, developing a critical mindset, defending arguments, and contrasting opinions: a direct equation to success.

In our program, learning is not a linear process, but rather a spiral (learn, unlearn, forget, and re-learn). Therefore, we combine each of these elements concentrically.

The overall score obtained by TECH's learning system is 8.01, according to the highest international standards.



This program offers the best educational material, prepared with professionals in mind:



Study Material

All teaching material is produced by the specialists who teach the course, specifically for the course, so that the teaching content is highly specific and precise.

These contents are then applied to the audiovisual format, to create the TECH online working method. All this, with the latest techniques that offer high quality pieces in each and every one of the materials that are made available to the student.



Surgical Techniques and Procedures on Video

TECH introduces students to the latest techniques, the latest educational advances and to the forefront of current medical techniques. All of this in direct contact with students and explained in detail so as to aid their assimilation and understanding. And best of all, you can watch the videos as many times as you like.



Interactive Summaries

The TECH team presents the contents attractively and dynamically in multimedia lessons that include audio, videos, images, diagrams, and concept maps in order to reinforce knowledge.

This exclusive educational system for presenting multimedia content was awarded by Microsoft as a "European Success Story".



Additional Reading

Recent articles, consensus documents and international guidelines, among others. In TECH's virtual library, students will have access to everything they need to complete their course.





Expert-Led Case Studies and Case Analysis

Effective learning ought to be contextual. Therefore, TECH presents real cases in which the expert will guide students, focusing on and solving the different situations: a clear and direct way to achieve the highest degree of understanding.



Testing & Retesting

We periodically evaluate and re-evaluate students' knowledge throughout the program, through assessment and self-assessment activities and exercises, so that they can see how they are achieving their goals.



Classes

There is scientific evidence on the usefulness of learning by observing experts. The system known as Learning from an Expert strengthens knowledge and memory, and generates confidence in future difficult decisions.



Quick Action Guides

TECH offers the most relevant contents of the course in the form of worksheets or quick action guides. A synthetic, practical, and effective way to help students progress in their learning.



06

Certificate

The Postgraduate Certificate in Medical Non-Colorectal Oncology guarantees students, in addition to the most rigorous and up-to-date education, access to a Postgraduate Certificate issued by TECH Technological University.





“

Successfully complete this program and receive your university qualification without having to travel or fill out laborious paperwork”

This **Postgraduate Certificate in Medical Non-Colorectal Oncology** contains the most complete and up-to-date scientific on the market.

After the student has passed the assessments, they will receive their corresponding **Postgraduate Certificate** issued by **TECH Technological University** via tracked delivery*.

The certificate issued by **TECH Technological University** will reflect the qualification obtained in the Postgraduate Certificate, and meets the requirements commonly demanded by labor exchanges, competitive examinations, and professional career evaluation committees.

Title: **Postgraduate Certificate in Medical Non-Colorectal Oncology**

Official N° of Hours: **150 h.**



*Apostille Convention. In the event that the student wishes to have their paper certificate issued with an apostille, TECH EDUCATION will make the necessary arrangements to obtain it, at an additional cost.

future
health confidence people
education information tutors
guarantee accreditation teaching
institutions technology learning
community commitment
personalized service innovation
knowledge present
development languages
virtual classroom



Postgraduate Certificate

Medical Non-Colorectal Oncology

- » Modality: **online**
- » Duration: **6 weeks**
- » Certificate: **TECH Technological University**
- » Dedication: **16h/week**
- » Schedule: **at your own pace**
- » Exams: **online**

Postgraduate Certificate

Medical Non-Colorectal Oncology

