

Postgraduate Certificate Medical Colorectal Oncology



Postgraduate Certificate Medical Colorectal Oncology

- » Modality: online
- » Duration: 6 weeks
- » Certificate: TECH Global University
- » Credits: 6 ECTS
- » Schedule: at your own pace
- » Exams: online

Website: www.techtute.com/us/medicine/postgraduate-certificate/medical-colorectal-oncology

Index

01

Introduction

p. 4

02

Objectives

p. 8

03

Course Management

p. 12

04

Structure and Content

p. 16

05

Methodology

p. 20

06

Certificate

p. 28

01

Introduction

Clinical trials on malignant tumors in the colon and rectum offer encouraging data for medicine in this field of action. However, the studies require greater evidence to be able to apply them to all patients who have conditions in the digestive tract. Given the importance and strong pharmacological and technical development, oncologists of our time must have current knowledge in diagnoses and treatments. For this reason, TECH offers a program that aims to project the professional career of oncologists and expand their powers. The specialists who enroll in this degree will carry out an exhaustive study of Colorectal Cancer, thanks to a 100% online modality, which will enable flexible study.





“

Increase your knowledge in conditions of the respiratory system with this Postgraduate Certificate in Medical Colorectal Oncology 100% online and without predetermined schedules”

The multidisciplinary of Oncologists of today and the future is key to the prevention of diseases that claim many lives, such as Colorectal Cancer. Clinical and pharmaceutical advances have developed research such as the remission of rectal cancer without Chemotherapy or Radiotherapy. However, these findings remain precarious and only possible for certain subgroups of patients. For this reason, TECH offers a program that expands and updates the knowledge of doctors to guarantee the recovery of affected patients with the application of innovative technological medicine.

TECH offers a Postgraduate Certificate Medical Colorectal Oncology that instructs professionals in the oncology branch towards diagnoses, staging, the treatments and prevention of digestive tumors, making them investigate in new pharmacological formulas and techniques for your health procedure. In addition, it has the support of a faculty whose experts are in Medical Oncology field and already work in the sector, to transmit all their experience to the specialists enrolled in the program.

To facilitate the study of the subject for those oncologists who have to work At the same time as they study the subject, TECH proposes a *Relearning* study methodology, which will exempt them from long hours of study. Likewise, thanks to its 100% modality online and other digital features such as audiovisual content, the specialists will be able to adapt the pace of this Postgraduate Certificate to their needs.

This **Postgraduate Certificate in Medical Colorectal Oncology** contains the most complete and up-to-date scientific program on the market. Its most outstanding features are:

- ♦ Development of case studies presented by experts in Medical Oncology
- ♦ The graphic, schematic, and practical contents with which they are created, provide medical information on the disciplines that are essential for professional practice
- ♦ Practical exercises where self-assessment can be used to improve learning.
- ♦ Its special emphasis on innovative methodologies
- ♦ Theoretical lessons, questions to the expert, debate forums on controversial topics, and individual reflection assignments
- ♦ Content that is accessible from any fixed or portable device with an Internet connection



Investigate the study of the most common tumors of the gastrointestinal stroma to delve into aspects such as the interstitial cells of Cajal”

“

Expand your medical development thanks to the theoretical training of experts in Colorectal Oncology who work in prestigious hospitals”

The program's teaching staff includes professionals from the sector who contribute their work experience to this educational program, as well as renowned specialists from leading societies and prestigious universities.

Its multimedia content, developed with the latest educational technology, will allow the professional a situated and contextual learning, that is, a simulated environment that will provide an immersive training programmed to train in real situations.

The design of this program focuses on Problem-Based Learning, by means of which the professional must try to solve the different professional practice situations that are presented throughout the academic course. For this purpose, the student will be assisted by an innovative interactive video system created by renowned and experienced experts.

Renew your knowledge in oncology to apply the latest combative tools against malignant tumors in organs of the digestive tract.

Delve into colorectal cancer screening and identify the main genetic syndromes that predispose the disease.



02

Objectives

This Postgraduate Certificate in Medical Colorectal Oncology aims to expand the knowledge of oncologists who wish to study with all the latest developments in the medical industry and the least intrusive techniques. By being part of this program, the specialist will receive detailed teaching that will enable him to choose one treatment or another, according to the phases of development of the colorectal disease. In addition, the faculty will teach you the techniques of this science through of downloadable content and 100% online teaching that will allow you to adapt to your needs, without predetermined schedules.

“

Delve into the role of neoadjuvant chemotherapy and the possibility of surgical rescue in colorectal cancer through this online Postgraduate Certificate”



General Objectives

- ◆ Know how to carry out a good assessment of the cancer patient, starting with epidemiology, diagnosis and staging of the most common tumors
- ◆ Delve into complementary studies that help us diagnose and decision making of the main neoplasms
- ◆ Become familiar with the main genetic syndromes that predispose to the development of this disease
- ◆ Recognize and manage the main breast, lung, digestive, urological, gynecological and mesenchymal tumors

“

Study the role of EGFR and the main prognostic factors of colorectal cancer to speed up decision-making in your daily work”





Specific Objectives

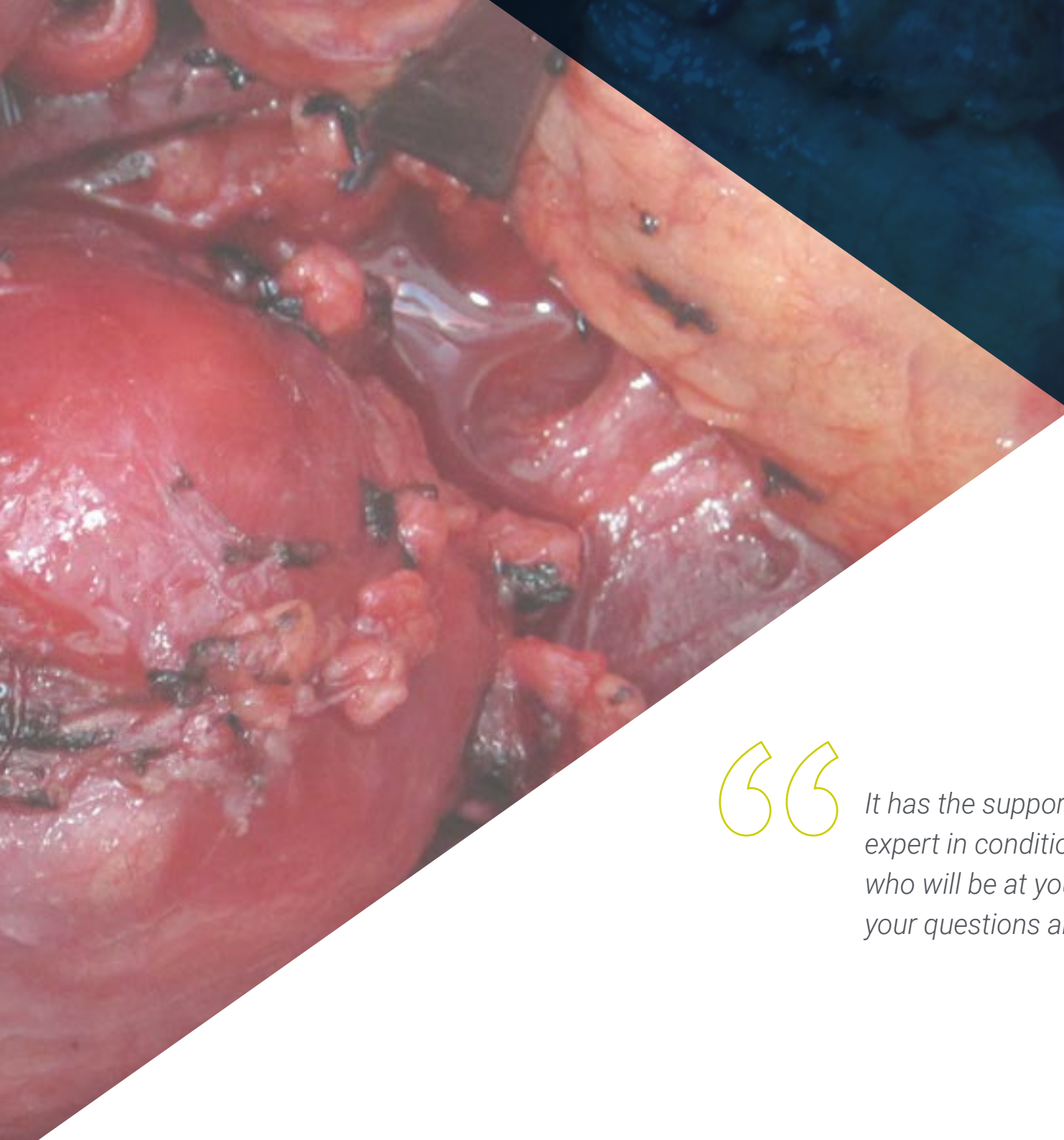
- ◆ Perform an adequate diagnosis and staging of Colorectal Cancer
- ◆ Analyze the indications for screening for Colorectal Cancer and the main genetic syndromes that predispose to this disease
- ◆ Know the different stages of Colon Cancer
- ◆ Study the role of EGFR and the main prognostic factors of Colorectal Cancer
- ◆ Delve into the most appropriate treatments for advanced Colorectal Cancer, both first-line and subsequent. In addition, know what role does immunotherapy play in this scenario
- ◆ Know the role of neoadjuvant chemotherapy and the possibility of surgical rescue in Colorectal Cancer
- ◆ Investigate the aspects of Anal Canal Cancer and its main treatments

03

Course Management

TECH has turned to medical oncology experts who work daily with the diagnosis and prevention of colon and rectal tumor risks. Their hospital experience supports the syllabus of this Postgraduate Certificate and thanks to their personalized attention, the specialist enrolled in the program will be able to delve deeper into Otorhinolaryngology, meeting their objectives. The oncologist will have individual tutorials to help you solve all questions and guarantee your goals with the support of experts who will be available 24 hours a day to certify a successful study.





“


It has the support of a teaching team expert in conditions of the digestive tract who will be at your disposal to resolve all your questions about the study”

International Guest Director

Dr. Lawrence Kleinberg is a leading specialist in the treatment of Brain and Spine Tumors by Radiation, including Stereotactic Radiosurgery. As such, with a solid background in research, his work has encompassed both Primary Tumors of the Central Nervous System, as well as Metastases from other locations. In addition, his expertise extends to the treatment of Esophageal Tumors, leading national clinical trials in these fields, which underlines his significant impact on Radiation Oncology.

He has also been awarded as one of the Best Doctors in America by the publishing organization Castle Connolly, both in the general category and in the specialty of Cancer. In this sense, it is worth mentioning his role as Vice Chair of Clinical Research at Johns Hopkins Medicine in Baltimore, United States, where his work has had a significant impact on the advancement of treatments and technologies in Oncology, contributing to improve the therapeutic options for patients with complex conditions. He has made numerous contributions to Medicine and Radiosurgery, establishing himself as an influential and respected leader in his field.

Internationally recognized for his excellence, Dr. Lawrence Kleinberg has been included in the list of the Top 1% of Doctors in his specialty by the US News and World Report. Likewise, his role as Co-Chair of the Eastern Cooperative Oncology Group's Brain Tumor Task Force and as Vice Chair of the Steering Committee of the NCI Esophageal and Gastric Tumor Cooperative Group has highlighted his leadership in research and clinical practice. In turn, his membership on the NCI Gastrointestinal Tumor Cooperative Group Steering Committee and the Neurologic Cancer Practice Accreditation Team for the American College of Radiation Oncology has highlighted his commitment to continuous improvement.



Dr. Lawrence, Kleinberg

- ♦ Vice Chair of Clinical Research at Johns Hopkins Medicine, Baltimore, United States
- ♦ Co-Chair of the Brain Tumor Working Group of the Eastern Cooperative Oncology Group (ECOG)
- ♦ Vice Chair of the Steering Committee of the NCI (National Cancer Institute) Esophageal and Gastric Tumor Cooperative Group
- ♦ Member of the Steering Committee of the NCI (National Cancer Institute) Gastrointestinal Tumors Cooperative Group
- ♦ Specialist in Radiation Oncology at Memorial Sloan Kettering Cancer Center.
- ♦ Doctor of Medicine from Yale University
- ♦ Member of: American Society of Clinical Oncology (American Society of Clinical Oncology)

“

Thanks to TECH, you will be able to learn with the best professionals in the world”

Management



Dr. Olier Garate, Clara

- ♦ Specialist Physician at the University Hospital Fundación Alcorcón.
- ♦ Doctor via MIR in the Specialization in Oncology at the Universidad de Navarra Clinic
- ♦ Specialist in the Area of Breast Cancer, CNS, Melanoma, Sarcoma and Genetic Counseling
- ♦ Degree in Medicine from the University of Navarra

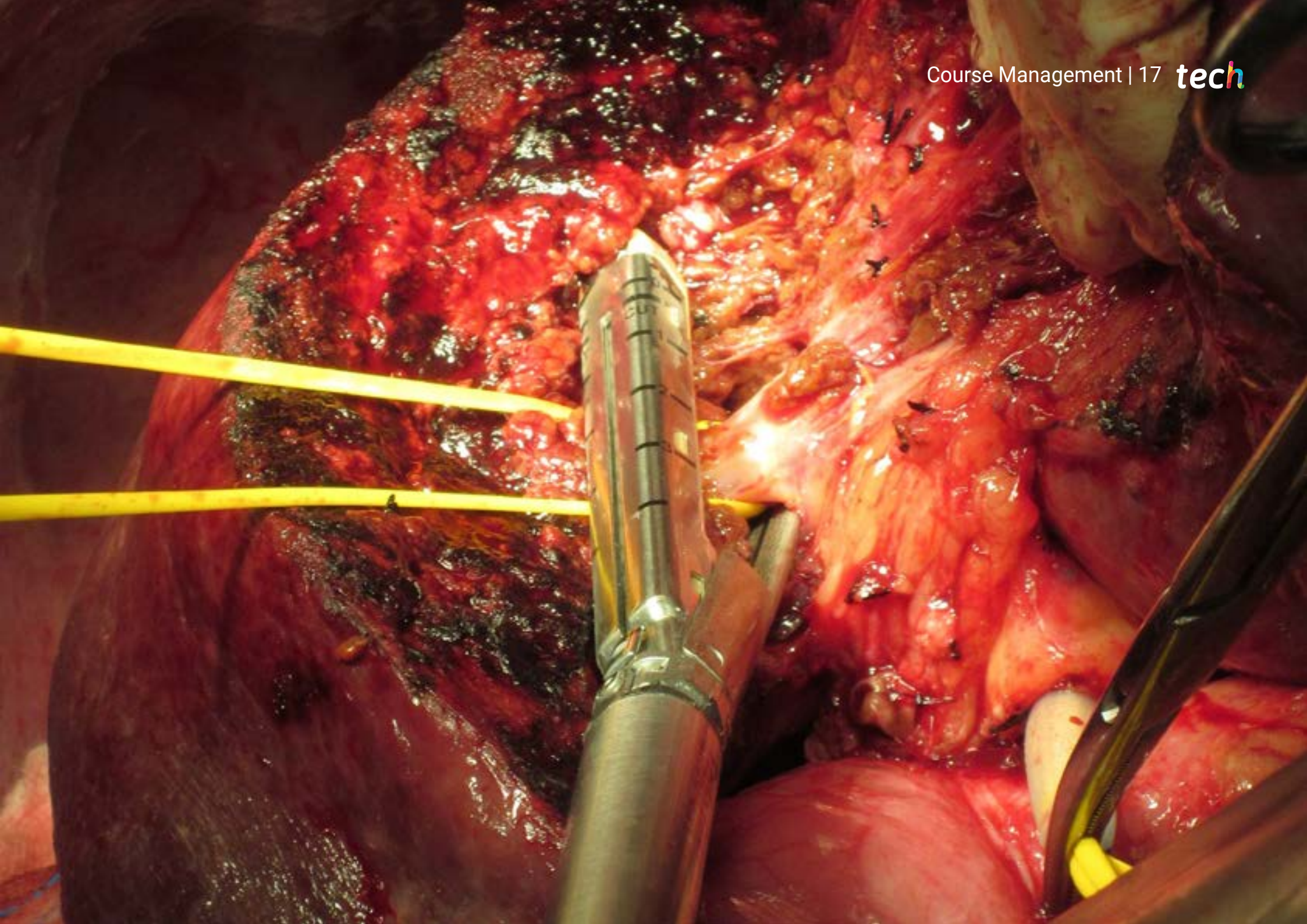
Professors

Dr. Hurtado Nuño, Alicia

- ♦ Specialist in Medical Oncology at the Alcorcón Foundation University Hospital
- ♦ Coordinator of the Tumor Registries of the Spanish Group of Orphan and Rare Tumors (GETTHI)
- ♦ Bachelor's Degree in Medicine and Surgery from the Rey Juan Carlos I University

Dr. Moreno Muñoz, Diana

- ♦ Specialist in Medical Oncology at the Alcorcón Foundation University Hospital
- ♦ PhD in the Biomedicine Program of the University of Córdoba



04

Structure and Content

This Diploma in Postgraduate Certificate in Medical Colorectal Oncology offers didactic content which has been outlined in detail by experts in medical oncology and surgery. Among other issues, specialists will address the study of diagnosis, staging and the origin and treatment of colon, rectal and colorectal cancer, in addition to tumors of the anal canal. TECH has proposed 100% learning online and through a *Relearning* methodology that will avoid cumbersome hours of memorization for specialists and, instead, will allow them to follow up on the subject gradually and easily. In addition, they will have audiovisual content in various formats that will broaden your digital experience.



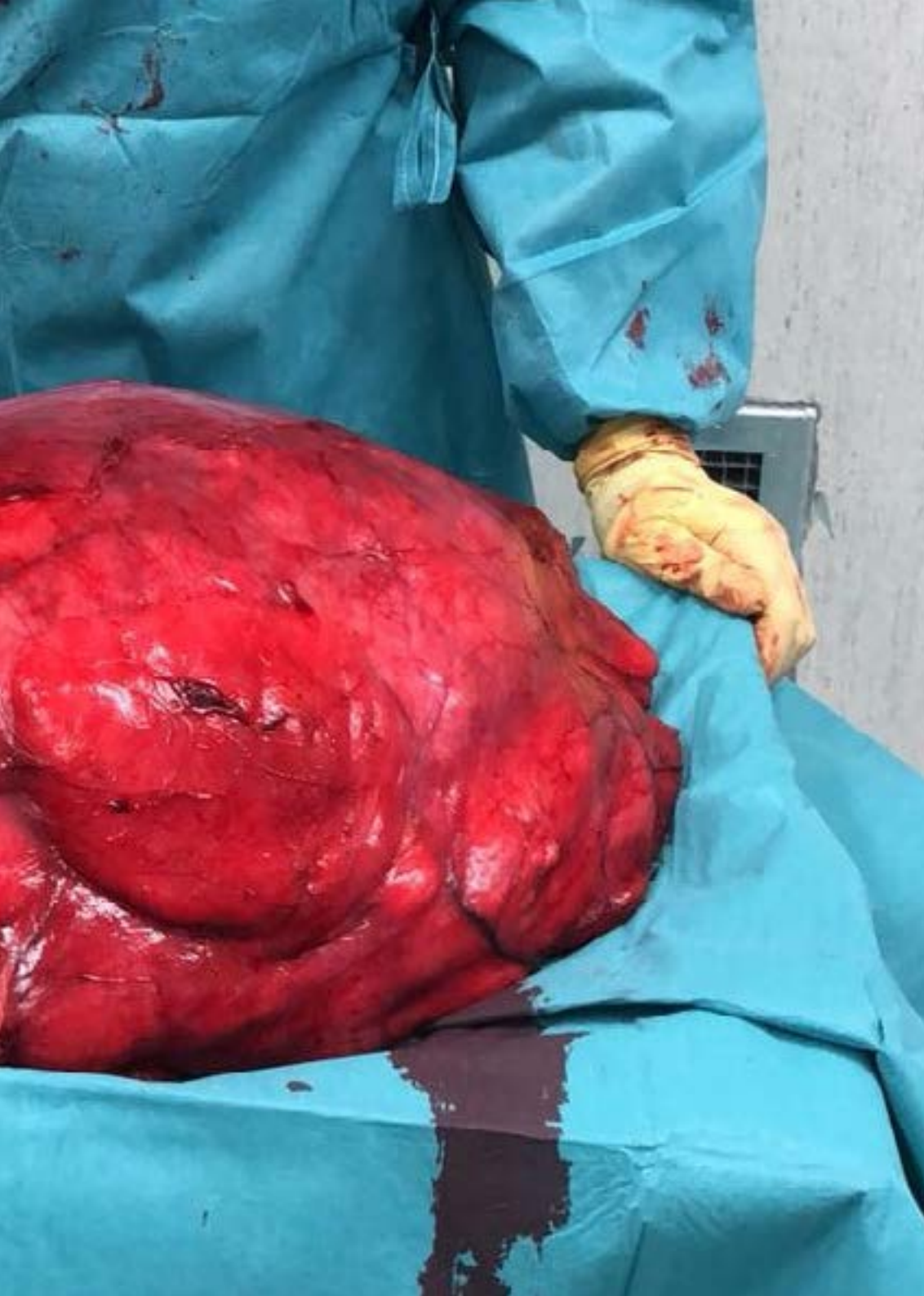
“

Professional training that will increase the speed of your decisions in daily practice and will help you predict colon tumors and straight in patients”

Module 1. Colorectal and Anal Canal Cancer

- 1.1. Colon and Anal Canal
 - 1.1.1. Epidemiology
 - 1.1.2. Risk Factors
- 1.2. Diagnosis
- 1.3. Staging
- 1.4. Treatment of Localized Colon Cancer
- 1.5. Treatment of Localized Rectal Cancer
- 1.6. Treatment of Advanced Disease Colorectal Cancer
- 1.7. Anal Canal Tumor Treatment
- 1.8. Future Perspectives
- 1.9. Screening
- 1.10. Genetic Associate Syndromes





“A program focused on delving deeper into the field of colorectal tumors so that, as an oncology specialist, you can project your career with the latest technologies”

05

Methodology

This academic program offers students a different way of learning. Our methodology uses a cyclical learning approach: **Relearning**.

This teaching system is used, for example, in the most prestigious medical schools in the world, and major publications such as the **New England Journal of Medicine** have considered it to be one of the most effective.



“

Discover Relearning, a system that abandons conventional linear learning, to take you through cyclical teaching systems: a way of learning that has proven to be extremely effective, especially in subjects that require memorization”

At TECH we use the Case Method

What should a professional do in a given situation? Throughout the program, students will face multiple simulated clinical cases, based on real patients, in which they will have to do research, establish hypotheses, and ultimately resolve the situation. There is an abundance of scientific evidence on the effectiveness of the method. Specialists learn better, faster, and more sustainably over time.

With TECH you will experience a way of learning that is shaking the foundations of traditional universities around the world.



According to Dr. Gervas, the clinical case is the annotated presentation of a patient, or group of patients, which becomes a "case", an example or model that illustrates some peculiar clinical component, either because of its teaching power or because of its uniqueness or rarity. It is essential that the case is based on current professional life, trying to recreate the real conditions in the physician's professional practice.

“

Did you know that this method was developed in 1912, at Harvard, for law students? The case method consisted of presenting students with real-life, complex situations for them to make decisions and justify their decisions on how to solve them. In 1924, Harvard adopted it as a standard teaching method”

The effectiveness of the method is justified by four fundamental achievements:

1. Students who follow this method not only achieve the assimilation of concepts, but also a development of their mental capacity, through exercises that evaluate real situations and the application of knowledge.
2. Learning is solidly translated into practical skills that allow the student to better integrate into the real world.
3. Ideas and concepts are understood more efficiently, given that the example situations are based on real-life.
4. Students like to feel that the effort they put into their studies is worthwhile. This then translates into a greater interest in learning and more time dedicated to working on the course.



Relearning Methodology

At TECH we enhance the case method with the best 100% online teaching methodology available: Relearning.

This university is the first in the world to combine the study of clinical cases with a 100% online learning system based on repetition, combining a minimum of 8 different elements in each lesson, a real revolution with respect to the mere study and analysis of cases.

Professionals will learn through real cases and by resolving complex situations in simulated learning environments. These simulations are developed using state-of-the-art software to facilitate immersive learning.



At the forefront of world teaching, the Relearning method has managed to improve the overall satisfaction levels of professionals who complete their studies, with respect to the quality indicators of the best online university (Columbia University).

With this methodology, more than 250,000 physicians have been trained with unprecedented success in all clinical specialties regardless of surgical load. Our pedagogical methodology is developed in a highly competitive environment, with a university student body with a strong socioeconomic profile and an average age of 43.5 years old.

Relearning will allow you to learn with less effort and better performance, involving you more in your specialization, developing a critical mindset, defending arguments, and contrasting opinions: a direct equation to success.

In our program, learning is not a linear process, but rather a spiral (learn, unlearn, forget, and re-learn). Therefore, we combine each of these elements concentrically.

The overall score obtained by TECH's learning system is 8.01, according to the highest international standards.



This program offers the best educational material, prepared with professionals in mind:



Study Material

All teaching material is produced by the specialists who teach the course, specifically for the course, so that the teaching content is highly specific and precise.

These contents are then applied to the audiovisual format, to create the TECH online working method. All this, with the latest techniques that offer high quality pieces in each and every one of the materials that are made available to the student.



Surgical Techniques and Procedures on Video

TECH introduces students to the latest techniques, the latest educational advances and to the forefront of current medical techniques. All of this in direct contact with students and explained in detail so as to aid their assimilation and understanding. And best of all, you can watch the videos as many times as you like.



Interactive Summaries

The TECH team presents the contents attractively and dynamically in multimedia lessons that include audio, videos, images, diagrams, and concept maps in order to reinforce knowledge.

This exclusive educational system for presenting multimedia content was awarded by Microsoft as a "European Success Story".



Additional Reading

Recent articles, consensus documents and international guidelines, among others. In TECH's virtual library, students will have access to everything they need to complete their course.





Expert-Led Case Studies and Case Analysis

Effective learning ought to be contextual. Therefore, TECH presents real cases in which the expert will guide students, focusing on and solving the different situations: a clear and direct way to achieve the highest degree of understanding.



Testing & Retesting

We periodically evaluate and re-evaluate students' knowledge throughout the program, through assessment and self-assessment activities and exercises, so that they can see how they are achieving their goals.



Classes

There is scientific evidence on the usefulness of learning by observing experts. The system known as Learning from an Expert strengthens knowledge and memory, and generates confidence in future difficult decisions.



Quick Action Guides

TECH offers the most relevant contents of the course in the form of worksheets or quick action guides. A synthetic, practical, and effective way to help students progress in their learning.



06 Certificate

The Postgraduate Certificate in Medical Colorectal Oncology guarantees students, in addition to the most rigorous and up-to-date education, access to a Postgraduate Certificate issued by TECH Global University.



“

Successfully complete this program and receive your university qualification without having to travel or fill out laborious paperwork"

This program will allow you to obtain your **Postgraduate Certificate in Medical Colorectal Oncology** endorsed by **TECH Global University**, the world's largest online university.

TECH Global University is an official European University publicly recognized by the Government of Andorra ([official bulletin](#)). Andorra is part of the European Higher Education Area (EHEA) since 2003. The EHEA is an initiative promoted by the European Union that aims to organize the international training framework and harmonize the higher education systems of the member countries of this space. The project promotes common values, the implementation of collaborative tools and strengthening its quality assurance mechanisms to enhance collaboration and mobility among students, researchers and academics.

This **TECH Global University** title is a European program of continuing education and professional updating that guarantees the acquisition of competencies in its area of knowledge, providing a high curricular value to the student who completes the program.

Title: **Postgraduate Certificate in Medical Colorectal Oncology**

Modality: **online**

Duration: **6 weeks**

Accreditation: **6 ECTS**



*Apostille Convention. In the event that the student wishes to have their paper diploma issued with an apostille, TECH Global University will make the necessary arrangements to obtain it, at an additional cost.



Postgraduate Certificate Medical Colorectal Oncology

- » Modality: online
- » Duration: 6 weeks
- » Certificate: TECH Global University
- » Credits: 6 ECTS
- » Schedule: at your own pace
- » Exams: online

Postgraduate Certificate Medical Colorectal Oncology

