

# Postgraduate Certificate Medical Cerebral Oncology





## Postgraduate Certificate Medical Cerebral Oncology

- » Modality: online
- » Duration: 6 weeks
- » Certificate: TECH Global University
- » Credits: 6 ECTS
- » Schedule: at your own pace
- » Exams: online

Website: [www.techtute.com/us/medicine/postgraduate-certificate/medical-cerebral-oncology](http://www.techtute.com/us/medicine/postgraduate-certificate/medical-cerebral-oncology)

# Index

01

Introduction

---

*p. 4*

02

Objectives

---

*p. 8*

03

Course Management

---

*p. 12*

04

Structure and Content

---

*p. 16*

05

Methodology

---

*p. 20*

06

Certificate

---

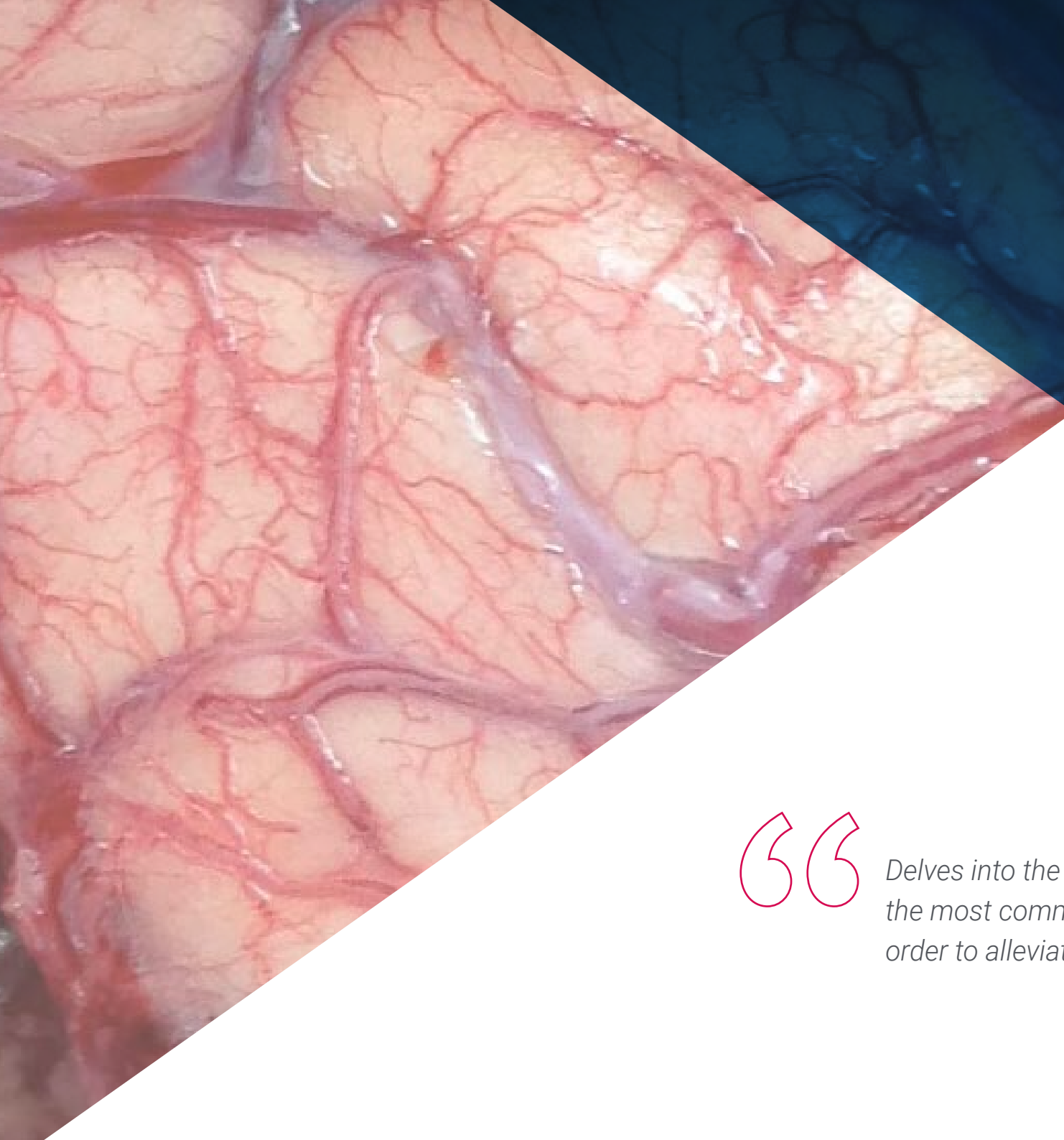
*p. 28*

# 01

# Introduction

Chemotherapy is still in a study phase that does not definitively solve diseases as serious as brain cancer. The imminent need for science to have experts in this area who can respond, investigate and be involved in the process of these conditions requires great specialization on the part of oncologists. In addition, it requires updating their knowledge so that they can intervene with the most innovative techniques and strategies. For this reason, TECH offers a complete and rigorous qualification that is based on the latest scientific evidence regarding brain tumors and provides high-level skills to professionals who are entering or already in clinical service. All this, thanks to a 100% online modality that allows the adaptation of the study to the professional and personal needs of Medical graduates.





“

*Delves into the study of brain cancer to know the most common stages of the disease in order to alleviate its consequences"*

The growth of oncological diseases requires financial and personal investment in research. Furthermore, it is the responsibility of brain cancer specialists, specifically, to be empowered with the latest disease intervention strategies and techniques, all in order to apply the most recent methodology to patients suffering from the disease. For this reason, it is necessary that there be an updated offer of teachings that expand in depth the latest medical and facultative additions to cancer-causing diseases.

TECH offers a Postgraduate Certificate in Medical Cerebral Oncology that instructs on the target population and the identification of the different tumor types, as well as their diagnosis and follow-up, in addition to the genetic syndromes associated with brain cancer diseases, among other issues. Likewise, this program investigates the most innovative and least invasive treatments, so that the oncologist can easily assimilate which resources can be put into practice based on the most current oncological studies.

Make it possible for doctors to increase their knowledge of this brain condition while working in the health care sector, TECH applies a 100% online methodology. In addition, it provides students with audiovisual content in different formats that can be downloaded, so that they can count on it even after completing the program. Likewise, the Postgraduate Certificate is developed by experts versed in Brain Oncology, who will provide personalized tutoring to medical specialists.

This **Postgraduate Certificate in Medical Cerebral Oncology** contains the most complete and updated scientific program in the market. Its most outstanding features are:

- ◆ The development of practical cases presented by experts in Medical Oncology
- ◆ The graphic, schematic, and practical contents with which they are created, provide medical information on the disciplines that are essential for professional practice
- ◆ Practical exercises where self-assessment can be used to improve learning
- ◆ Its special emphasis on innovative methodologies
- ◆ Theoretical lessons, questions to the expert, debate forums on controversial topics, and individual reflection assignments
- ◆ Content that is accessible from any fixed or portable device with an Internet connection



*Increase your knowledge of tumors located in the brain thanks to this program, which has the support of experienced oncologists and is just a click away”*

“

*Renew your oncological knowledge based on the most current scientific evidence to bring you closer to the most effective methods for identifying brain tumors”*

*Join the medical forefront by examining scientific postulates and recent developments in a convenient online format, exploring the future prospects of brain cancers.*

*Delve into the benefits of immunotherapy and additional non-intrusive therapies to optimize the rehabilitation of affected patients.*

The program's teaching staff includes professionals from sector who contribute their work experience to this educational program, as well as renowned specialists from leading societies and prestigious universities.

The multimedia content, developed with the latest educational technology, will provide the professional with situated and contextual learning, i.e., a simulated environment that will provide immersive education programmed to learn in real situations.

This program is designed around Problem-Based Learning, whereby the professional must try to solve the different professional practice situations that arise during the academic year. For this purpose, the student will be assisted by an innovative interactive video system created by renowned and experienced experts.



# 02 Objectives

The current need for constant updating by specialists, based on tumors located in the brain, means that TECH offers a complete and rigorous program in this field. In this sense, the specialist will delve into the latest scientific evidence and the genetic syndromes associated with cancer diseases, among other issues. All this, through downloadable audiovisual content that allows the adaptation of the study and the support of a professional team versed in the area that will carry out detailed monitoring of the oncologists.





“

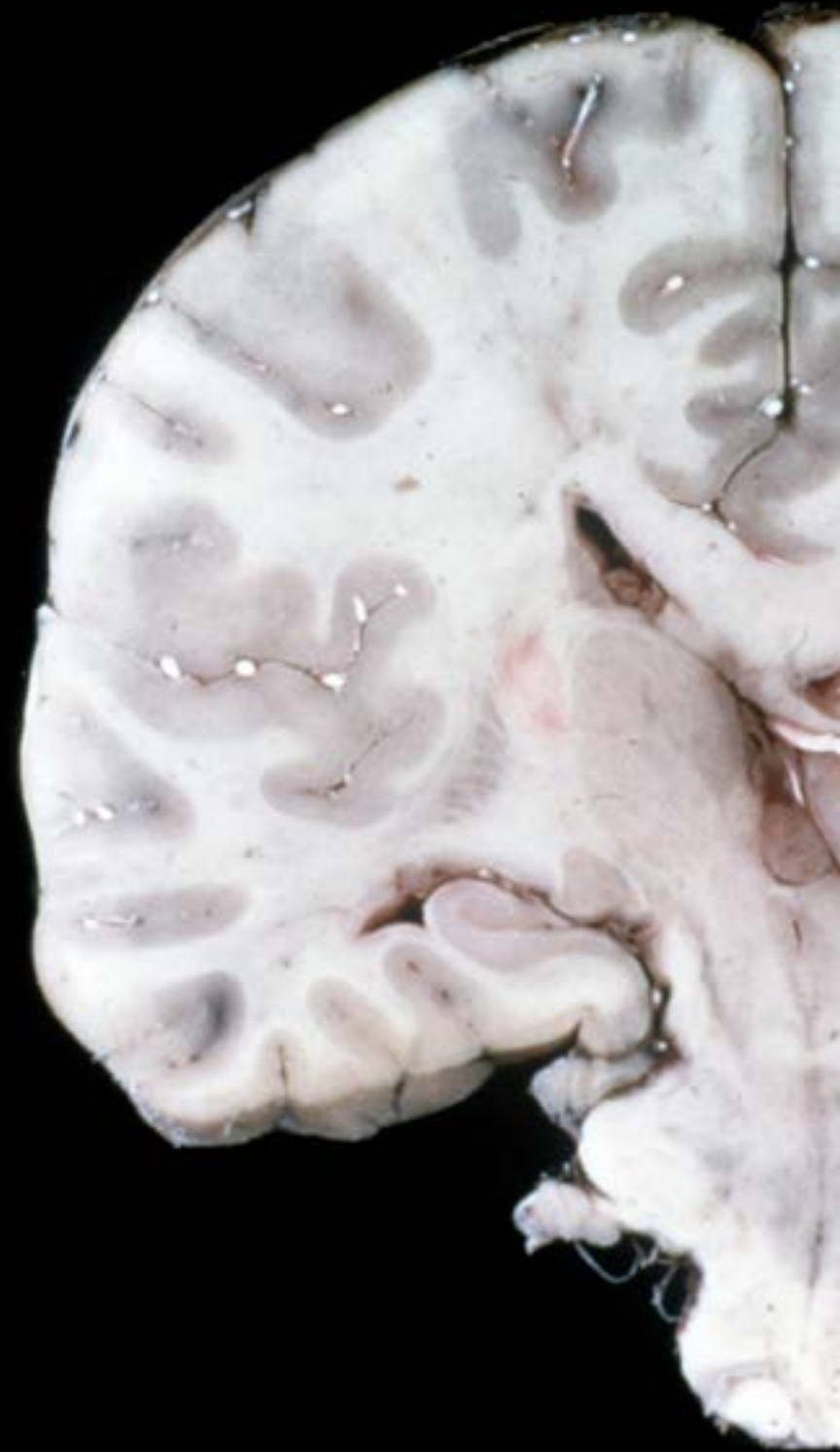
*It applies the best immunotherapy treatments to treat cancer in a less invasive way than other orthodox interventions"*

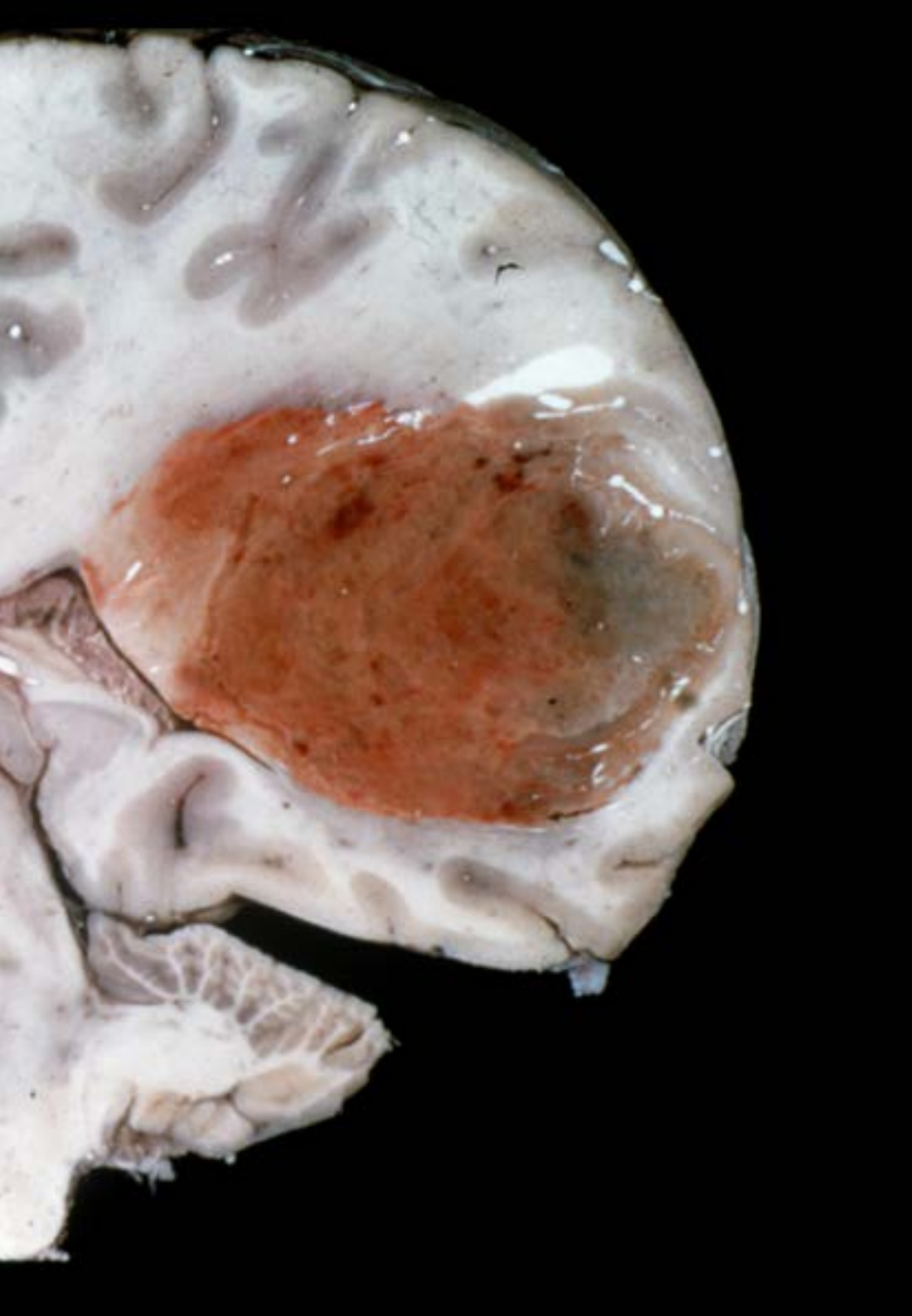


## General Objectives

---

- ◆ Know how to carry out a good assessment of the cancer patient, starting with epidemiology, diagnosis and staging of the most frequent tumors
- ◆ Delve into complementary studies that help in the diagnosis and decision-making regarding the main neoplasms
- ◆ Familiarize the professional with the main genetic syndromes that predispose to the development of this disease
- ◆ Recognize and manage the main breast, lung, digestive, urological, gynecological and mesenchymal tumors





## Specific Objectives

---

- ◆ Know the role of immunotherapy in brain tumors
- ◆ Learn in depth about the main brain tumors
- ◆ Know how to distinguish brain tumors based on the molecular pattern
- ◆ Know the most important prognostic factors

“

*It meets the most demanding objectives of the clinical labor market and is part of the scientific development around brain tumors”*

# 03

# Course Management

TECH has turned to experts versed in the area of brain oncology to not only transmit theoretical knowledge to students but also contribute their practical experience acquired over years in the field of action. Thanks to their extensive professional career, students will be trained to optimally deal with their patients' brain diseases. In addition, teachers will be at your disposal to answer any questions that may arise through personalized and individual tutoring and to carry out follow-up to guarantee the proper study of the subject.





“


*Professional training adapted to practice, with which you will obtain better results for your patients thanks to the treatment of low and high grade tumors”*

## International Guest Director

Dr. Lawrence Kleinberg is a leading specialist in the treatment of Brain and Spine Tumors by Radiation, including Stereotactic Radiosurgery. As such, with a solid background in research, his work has encompassed both Primary Tumors of the Central Nervous System, as well as Metastases from other locations. In addition, his expertise extends to the treatment of Esophageal Tumors, leading national clinical trials in these fields, which underlines his significant impact on Radiation Oncology.

He has also been awarded as one of the Best Doctors in America by the publishing organization Castle Connolly, both in the general category and in the specialty of Cancer. In this sense, it is worth mentioning his role as Vice Chair of Clinical Research at Johns Hopkins Medicine in Baltimore, United States, where his work has had a significant impact on the advancement of treatments and technologies in Oncology, contributing to improve the therapeutic options for patients with complex conditions. He has made numerous contributions to Medicine and Radiosurgery, establishing himself as an influential and respected leader in his field.

Internationally recognized for his excellence, Dr. Lawrence Kleinberg has been included in the list of the Top 1% of Doctors in his specialty by the US News and World Report. Likewise, his role as Co-Chair of the Eastern Cooperative Oncology Group's Brain Tumor Task Force and as Vice Chair of the Steering Committee of the NCI Esophageal and Gastric Tumor Cooperative Group has highlighted his leadership in research and clinical practice. In turn, his membership on the NCI Gastrointestinal Tumor Cooperative Group Steering Committee and the Neurologic Cancer Practice Accreditation Team for the American College of Radiation Oncology has highlighted his commitment to continuous improvement.



## Dr. Lawrence, Kleinberg

---

- Vice Chair of Clinical Research at Johns Hopkins Medicine, Baltimore, United States
- Co-Chair of the Brain Tumor Working Group of the Eastern Cooperative Oncology Group (ECOG)
- Vice Chair of the Steering Committee of the NCI (National Cancer Institute) Esophageal and Gastric Tumor Cooperative Group
- Member of the Steering Committee of the NCI (National Cancer Institute) Gastrointestinal Tumors Cooperative Group
- Specialist in Radiation Oncology at Memorial Sloan Kettering Cancer Center.
- Doctor of Medicine from Yale University
- Member of: American Society of Clinical Oncology (American Society of Clinical Oncology)

“

*Thanks to TECH, you will be able to learn with the best professionals in the world”*

## Management



### Dr. Olier Garate, Clara

- ◆ Faculty specialist in Medical Oncology at the Fundación Alcorcón University Hospital
- ◆ Doctor via MIR for specialization in Oncology at the Universidad de Navarra Clinic
- ◆ Specialist in the area of Breast Cancer, CNS, melanoma, sarcoma, and genetic counseling
- ◆ Degree in Medicine from the University of Navarra

## Professors

### Dr. Moreno Muñoz, Diana

- ◆ Specialist in Medical oncology at the Alcorcón Foundation University Hospital
- ◆ Specialist in the Medical Oncology Service, Hospital Universitario de Navarra
- ◆ Doctorate in the Biomedicine Program of the University of Córdoba





# 04

## Structure and Content

The syllabus of this Postgraduate Certificate in Medical Cerebral Oncology has been outlined in detail by experts in Medical Oncology. Thanks to your contribution, TECH offers a program that, in just 6 weeks, will increase clinical knowledge regarding brain tumors and the metastasis of this disease. Medicine graduates will obtain a complete and rigorous teaching with a 100% online modality, which allows students to adapt their studies to their work and personal availability. In addition, TECH applies the Relearning innovative methodology to exempt students from long hours of memorization, assimilating theoretical and practical materials.



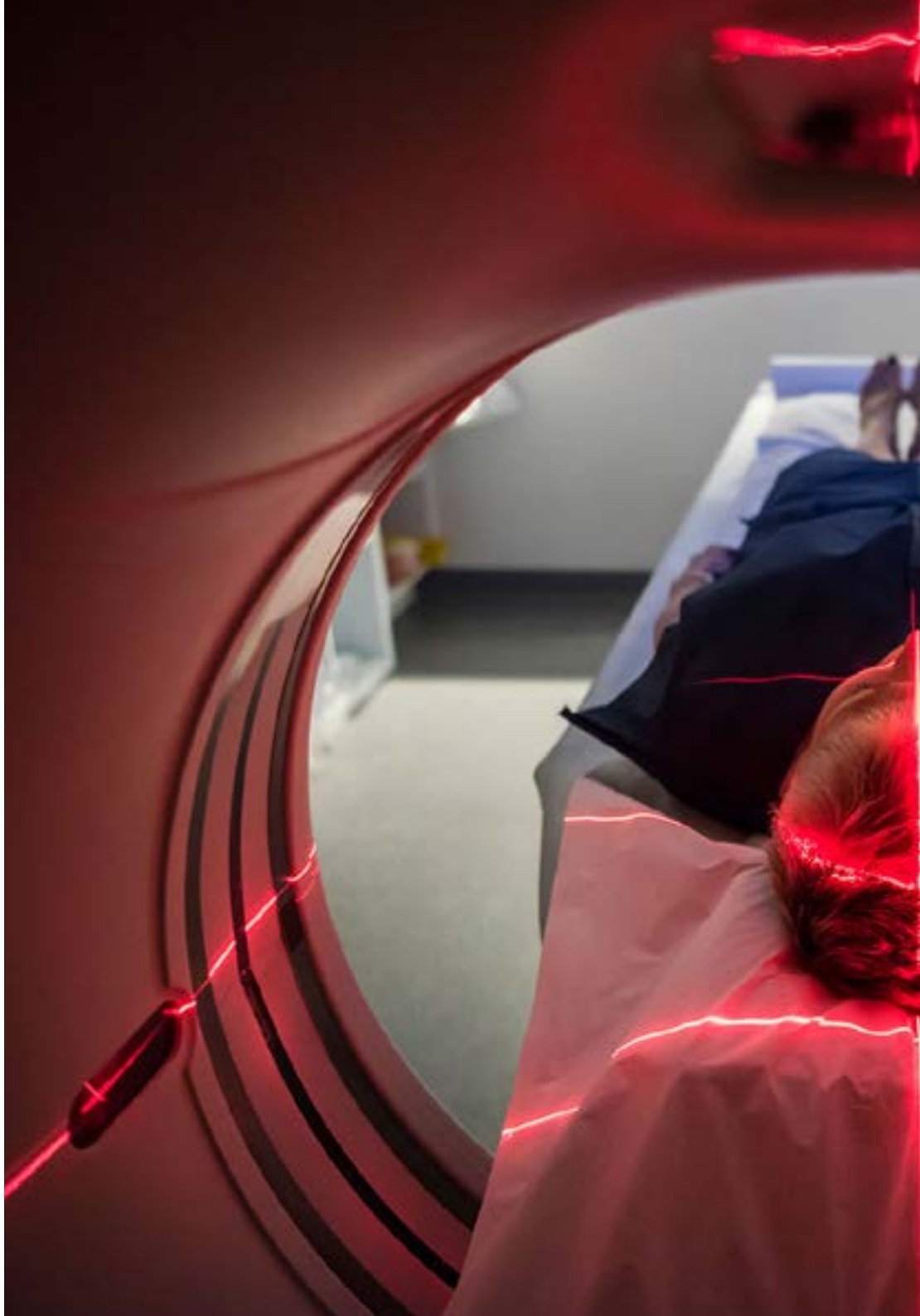


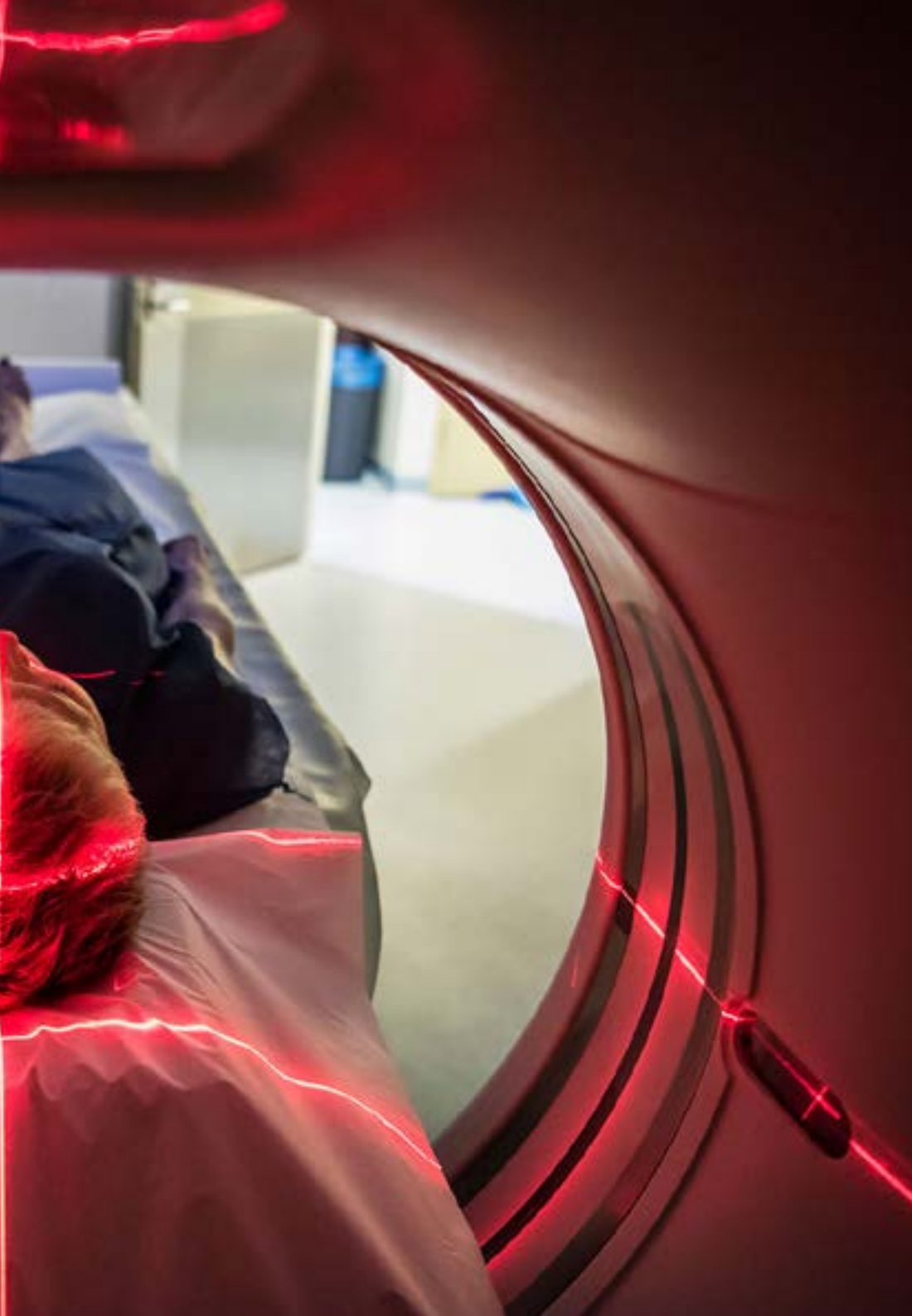
“

*A program adapted to practice with which you will obtain the best possible results, adapted to the most important developments in prognostic and predictive response factors"*

## Module 1. Brain Tumors

- 1.1. Evolution
  - 1.1.1. Epidemiology
- 1.2. Classification
- 1.3. Genetic Associate Syndromes
- 1.4. Prognostic and Predictive Factors of Response
- 1.5. Diagnosis
- 1.6. Treatment of Low Grade Tumors
- 1.7. Treatment of High Grade Tumors
- 1.8. Immunotherapy
- 1.9. Cerebral Metastases
- 1.10. Future Perspectives





“

*A program designed for doctors like you, dedicated to their profession and interested in expanding their knowledge with the most relevant scientific postulates in associated genetic syndromes and immunotherapy for brain tumors”*

05

# Methodology

This academic program offers students a different way of learning. Our methodology uses a cyclical learning approach: **Relearning**.

This teaching system is used, for example, in the most prestigious medical schools in the world, and major publications such as the **New England Journal of Medicine** have considered it to be one of the most effective.





“

*Discover Relearning, a system that abandons conventional linear learning, to take you through cyclical teaching systems: a way of learning that has proven to be extremely effective, especially in subjects that require memorization"*

## At TECH we use the Case Method

What should a professional do in a given situation? Throughout the program, students will face multiple simulated clinical cases, based on real patients, in which they will have to do research, establish hypotheses, and ultimately resolve the situation. There is an abundance of scientific evidence on the effectiveness of the method. Specialists learn better, faster, and more sustainably over time.

*With TECH you will experience a way of learning that is shaking the foundations of traditional universities around the world.*



According to Dr. Gervas, the clinical case is the annotated presentation of a patient, or group of patients, which becomes a "case", an example or model that illustrates some peculiar clinical component, either because of its teaching power or because of its uniqueness or rarity. It is essential that the case is based on current professional life, trying to recreate the real conditions in the physician's professional practice.



“

*Did you know that this method was developed in 1912, at Harvard, for law students? The case method consisted of presenting students with real-life, complex situations for them to make decisions and justify their decisions on how to solve them. In 1924, Harvard adopted it as a standard teaching method”*

The effectiveness of the method is justified by four fundamental achievements:

1. Students who follow this method not only achieve the assimilation of concepts, but also a development of their mental capacity, through exercises that evaluate real situations and the application of knowledge.
2. Learning is solidly translated into practical skills that allow the student to better integrate into the real world.
3. Ideas and concepts are understood more efficiently, given that the example situations are based on real-life.
4. Students like to feel that the effort they put into their studies is worthwhile. This then translates into a greater interest in learning and more time dedicated to working on the course.



## Relearning Methodology

At TECH we enhance the case method with the best 100% online teaching methodology available: Relearning.

This university is the first in the world to combine the study of clinical cases with a 100% online learning system based on repetition, combining a minimum of 8 different elements in each lesson, a real revolution with respect to the mere study and analysis of cases.

*Professionals will learn through real cases and by resolving complex situations in simulated learning environments. These simulations are developed using state-of-the-art software to facilitate immersive learning.*



At the forefront of world teaching, the Relearning method has managed to improve the overall satisfaction levels of professionals who complete their studies, with respect to the quality indicators of the best online university (Columbia University).

With this methodology, more than 250,000 physicians have been trained with unprecedented success in all clinical specialties regardless of surgical load. Our pedagogical methodology is developed in a highly competitive environment, with a university student body with a strong socioeconomic profile and an average age of 43.5 years old.

*Relearning will allow you to learn with less effort and better performance, involving you more in your specialization, developing a critical mindset, defending arguments, and contrasting opinions: a direct equation to success.*

In our program, learning is not a linear process, but rather a spiral (learn, unlearn, forget, and re-learn). Therefore, we combine each of these elements concentrically.

The overall score obtained by TECH's learning system is 8.01, according to the highest international standards.



This program offers the best educational material, prepared with professionals in mind:



#### Study Material

All teaching material is produced by the specialists who teach the course, specifically for the course, so that the teaching content is highly specific and precise.

These contents are then applied to the audiovisual format, to create the TECH online working method. All this, with the latest techniques that offer high quality pieces in each and every one of the materials that are made available to the student.



#### Surgical Techniques and Procedures on Video

TECH introduces students to the latest techniques, the latest educational advances and to the forefront of current medical techniques. All of this in direct contact with students and explained in detail so as to aid their assimilation and understanding. And best of all, you can watch the videos as many times as you like.



#### Interactive Summaries

The TECH team presents the contents attractively and dynamically in multimedia lessons that include audio, videos, images, diagrams, and concept maps in order to reinforce knowledge.

This exclusive educational system for presenting multimedia content was awarded by Microsoft as a "European Success Story".



#### Additional Reading

Recent articles, consensus documents and international guidelines, among others. In TECH's virtual library, students will have access to everything they need to complete their course.





#### Expert-Led Case Studies and Case Analysis

Effective learning ought to be contextual. Therefore, TECH presents real cases in which the expert will guide students, focusing on and solving the different situations: a clear and direct way to achieve the highest degree of understanding.



#### Testing & Retesting

We periodically evaluate and re-evaluate students' knowledge throughout the program, through assessment and self-assessment activities and exercises, so that they can see how they are achieving their goals.



#### Classes

There is scientific evidence on the usefulness of learning by observing experts. The system known as Learning from an Expert strengthens knowledge and memory, and generates confidence in future difficult decisions.



#### Quick Action Guides

TECH offers the most relevant contents of the course in the form of worksheets or quick action guides. A synthetic, practical, and effective way to help students progress in their learning.



# 06 Certificate

This Postgraduate Certificate in Medical Cerebral Oncology guarantees students, in addition to the most rigorous and up-to-date education, access to a Postgraduate Certificate issued by TECH Global University.



“

*Successfully complete this program and receive your university qualification without having to travel or fill out laborious paperwork”*

This program will allow you to obtain your **Postgraduate Certificate in Medical Cerebral Oncology** endorsed by **TECH Global University**, the world's largest online university.

**TECH Global University** is an official European University publicly recognized by the Government of Andorra ([official bulletin](#)). Andorra is part of the European Higher Education Area (EHEA) since 2003. The EHEA is an initiative promoted by the European Union that aims to organize the international training framework and harmonize the higher education systems of the member countries of this space. The project promotes common values, the implementation of collaborative tools and strengthening its quality assurance mechanisms to enhance collaboration and mobility among students, researchers and academics.

This **TECH Global University** title is a European program of continuing education and professional updating that guarantees the acquisition of competencies in its area of knowledge, providing a high curricular value to the student who completes the program.

Title: **Postgraduate Certificate in Medical Cerebral Oncology**

Modality: **online**

Duration: **6 weeks**

Accreditation: **6 ECTS**



\*Apostille Convention. In the event that the student wishes to have their paper diploma issued with an apostille, TECH Global University will make the necessary arrangements to obtain it, at an additional cost.



future

health confidence people

education information tutors

guarantee accreditation teaching

institutions technology learning

community commitment

personalized service innovation

knowledge present quality

online training

development languages

virtual classroom

**tech** global  
university

## Postgraduate Certificate Medical Cerebral Oncology

- › Modality: online
- › Duration: 6 weeks
- › Certificate: TECH Global University
- › Credits: 6 ECTS
- › Schedule: at your own pace
- › Exams: online

# Postgraduate Certificate Medical Cerebral Oncology