

Postgraduate Certificate Lymphatic Diseases



Postgraduate Certificate Lymphatic Diseases

- » Modality: online
- » Duration: 6 weeks
- » Certificate: TECH Global University
- » Credits: 6 ECTS
- » Schedule: at your own pace
- » Exams: online

Website: www.techtute.com/us/medicine/postgraduate-certificate/lymphatic-diseases

Index

01

Introduction

p. 4

02

Objectives

p. 8

03

Course Management

p. 12

04

Structure and Content

p. 16

05

Methodology

p. 20

06

Certificate

p. 28

01

Introduction

Over the years Lymphatic Diseases have presented a constant evolution, for this reason it is important to be at the forefront and explore new advances in the diagnosis and treatment of these diseases, and therefore obtain a detailed view of the different pathologies and new techniques that technology has brought. For this reason, TECH has created this program, focused on Lymphatic Diseases, in order to provide the specialist with the latest advances and developments in issues such as diagnostic techniques, lymphotonic drugs or vascular rehabilitation. All of this, in addition, in a 100% online format free of on-site classes and preset schedules.





“

Learn the latest diagnostic and treatment techniques for Lymphatic Diseases in this Postgraduate Certificate"

Lymphatic Diseases can affect people of all ages and genders, and although some are more common than others, their impact on people's health should not be underestimated. Over the years Lymphatic Diseases have presented a constant evolution, for this reason it is important to be at the forefront and explore new advances in the diagnosis and treatment of these diseases, and therefore obtain a detailed view of the different pathologies and new techniques that technology has brought.

For this reason, TECH has created this program, focused on Lymphatic Diseases, in order to provide the specialist with the latest advances and developments in issues such as diagnostic techniques, lymphotonic drugs or vascular rehabilitation. All of this, in addition, in a 100% online format free of on-site classes and preset schedules.

That is why TECH has developed a comprehensive program that provides professionals with an in-depth study of diseases such as Castleman's and Hodgkin's. Specialists will delve into the etiology and symptoms of these diseases, in addition to the most prevalent rehabilitative, pharmacological and even surgical treatments.. This program is not subject to schedules, which allows participants to combine their continuous updating with the most demanding personal or professional responsibilities.

This **Postgraduate Certificate in Lymphatic Diseases** contains the most complete and up-to-date scientific program on the market. The most important features include:

- ◆ Practical cases presented by experts in vascular surgery
- ◆ The graphic, schematic, and practical contents with which they are created, provide scientific and practical information on the disciplines that are essential for professional practice
- ◆ Practical exercises where self-assessment can be used to improve learning
- ◆ Its special emphasis on innovative methodologies
- ◆ Theoretical lessons, questions to the expert, debate forums on controversial topics, and individual reflection assignments
- ◆ Content that is accessible from any fixed or portable device with an Internet connection



You will delve into the latest treatment options available, including chemotherapy, radiation therapy and biologic therapy"



Stay up-to-date on risk factors, the latest research and advances in the treatment of Lymphatic Diseases"

The program's teaching staff includes professionals from the field who contribute their work experience to this educational program, as well as renowned specialists from leading societies and prestigious universities.

The multimedia content, developed with the latest educational technology, will provide the professional with situated and contextual learning, i.e., a simulated environment that will provide immersive education programmed to learn in real situations.

This program is designed around Problem-Based Learning, whereby the professional must try to solve the different professional practice situations that arise during the academic year. This will be done with the help of an innovative system of interactive videos made by renowned experts.

TECH guarantees you a methodology with flexible education, without having to sacrifice your personal or professional life to update yourself.

You will have at your disposal the best multimedia material, with studies and real clinical cases that contextualize all the theory given.

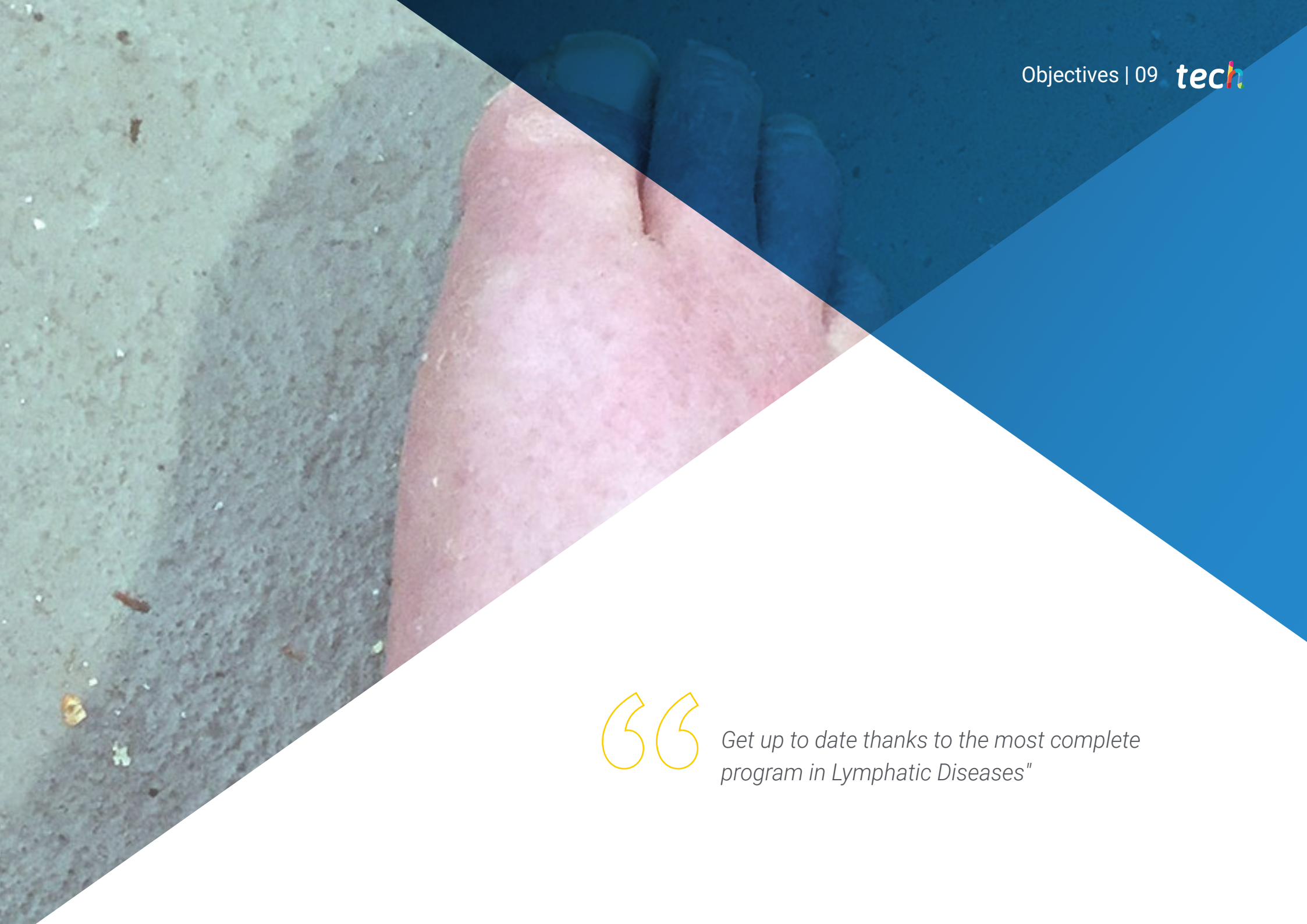


02

Objectives

The program has been designed to provide a detailed understanding of the latest developments in anatomy, physiology and pathology of the lymphatic system, as well as the diagnostic techniques and treatment options available for this type of disease. All this will allow the specialist to be up to date based on the most recent scientific evidence, being able to identify, diagnose and treat Lymphatic Diseases with greater precision and efficacy.






“

Get up to date thanks to the most complete program in Lymphatic Diseases”



General Objectives

- ◆ Learn about the structure and function of blood vessels, both arterial and venous, and the regulation of blood flow in the microcirculation
- ◆ Delve into the epidemiology and Risk Factors
- ◆ Update knowledge on the main risk factors for the development of vascular diseases and the strategies for primary and secondary prevention
- ◆ Gain in-depth understanding of the pathophysiology of vascular diseases
- ◆ Inquire into the different diagnostic methods
- ◆ Delve into the diagnostic techniques used in vascular pathology, including clinical examination and vascular semiology, imaging methods, laboratory diagnosis and study of vascular function and hemodynamics
- ◆ Explain the different research methods and advances in vascular pathology, especially those focused on vascular pathology, including the development of new drug therapies, genetics and genomics in vascular diseases, and the development of new imaging techniques for the diagnosis and follow-up of vascular diseases





Specific Objectives

- ◆ Delve into the anatomy and physiology of the lymphatic system, including the structure and function of lymphatic vessels, lymph nodes and lymphoid organs
- ◆ Describe the etiology and pathogenesis of lymphatic diseases, such as primary and secondary lymphedema, Castleman's disease and Hodgkin's disease, among others
- ◆ Delve into diagnostic techniques used in lymphatic diseases, including clinical evaluation, imaging tests, such as lymphography and MRI, and laboratory tests, such as lymph node biopsy
- ◆ Describe about the treatment options available for lymphatic diseases, including physical therapy, manual lymphatic drainage, compressive therapy, pharmacologic therapy, and surgery

“

This program will allow you to keep going more in depth and delve further into lymphography, MRI, lymph node biopsy and other laboratory tests”

03

Course Management

This Postgraduate Certificate in Lymphatic Diseases brings together an outstanding team of specialists, experts in the field, with extensive experience in leading hospitals. Students will have the guarantee of access to advanced learning thanks to a modern syllabus, supported by innovative teaching tools. In addition, the proximity to the teaching staff will allow students to clarify any doubts and keep up to date with trends in this specialty.





“

Analyze the work methodology of the best specialists in the approach of Lymphatic Diseases”

Management



Dr. Del Río Sola, María Lourdes

- ♦ Head of the Angiology and vascular surgery at Valladolids Clinical University Hospital
- ♦ Specialist in Angiology and Vascular Surgery
- ♦ European Board in Vascular Surger
- ♦ Permanent Correspondents of the Royal Academy of Medicine and Surgery
- ♦ Professor at Miguel de Cervantes European University
- ♦ Associate Teacher in Health Sciences, University of Valladolid

Professors

Dr. Cenizo Revuelta, Noelia

- ♦ Assistant Physician at the the Angiology and vascular surgery at Valladolid Clinical University Hospital
- ♦ Specialist in Angiology and Vascular Surgery(ACV)
- ♦ Tutor accredited by the University of Valladolid
- ♦ Tutor Coordinator of the LCA Teaching Unit of the Valladolid Clinical University Hospital
- ♦ Professor in charge of the subject "Medical Pathology" in the Degree of Dentistry of the European University Miguel de Cervantes (UEMC) of Valladolid
- ♦ Associate Professor at the University of Valladolid
- ♦ PhD Cum Laude and Extraordinary Award the Doctorate in Medicine and Surgery from from the University of Valladolid



04

Structure and Content

TECH has provided a specialized syllabus to properly delve into the Lymphatic Diseases, delving even further into the lymphatic system and its pathologies, with a clear classification of primary and secondary diseases, delving into the etiology and causes. All this with a distinguished multimedia material, composed of videos in detail, complementary readings, work guides, self-knowledge exercises and more didactic resources that will make the educational experience much more enjoyable and profitable.





“

You will get a distinguished reference guide in the field of Lymphatic Diseases, which will be useful even after you have completed your program"

Module 1. Lymphatic Diseases

- 1.1. Lymphatic Diseases
 - 1.1.1. Classification of Lymphatic Diseases: primary and secondary
 - 1.1.2. Definition and characteristics of primary lymphatic diseases
 - 1.1.3. Definition and characteristics of secondary lymphatic diseases
- 1.2. Etiology of Lymphatic Diseases
 - 1.2.1. Causes of primary Lymphatic Diseases: Genetic
 - 1.2.2. Causes of secondary lymphatic diseases: traumatic injuries, surgeries, infections
 - 1.2.3. Risk factors of Lymphatic Diseases: obesity, sedentary lifestyle, chronic diseases
- 1.3. Symptoms and Signs of Lymphatic Diseases
 - 1.3.1. Early Symptoms of Lymphatic Diseases
 - 1.3.2. Physical Signs of Lymphatic Diseases
 - 1.3.3. Advance Symptoms of Lymphatic Diseases
- 1.4. Diagnosis of Lymphatic Diseases: methods and techniques
 - 1.4.1. Diagnostic methods for lymphatic diseases: ultrasound, magnetic resonance imaging, biopsy
 - 1.4.2. Diagnostic techniques of Lymphatic Diseases: lymphatic contrast test, lymphography
 - 1.4.3. Assessment of the functional status of the lymphatic system: lymphatic flow measurement techniques
- 1.5. Medical treatment of Lymphatic diseases: lymphotonic drugs
 - 1.5.1. Lymphotonic drugs used in the treatment of Lymphatic Diseases: benzopyrones, diuretics, corticosteroids
 - 1.5.2. Side effects of lymphotonic drugs: hypotension, electrolyte disturbances, gastrointestinal disorders
 - 1.5.3. Medication interactions of lymphotonic drugs: anticoagulants, antihypertensives, diabetes medications
- 1.6. Rehabilitative treatment of lymphatic diseases: sclerosis, embolization
 - 1.6.1. Manual Lymphatic Drainage
 - 1.6.2. Pressure therapy
 - 1.6.3. Compression Therapy





- 1.7. Surgical Treatment of Lymphatic Diseases: dissection, anastomosis
 - 1.7.1. Types of surgeries used in the treatment of Lymphatic Diseases: lymph node dissection, lymphatic-venous anastomosis
 - 1.7.2. Advanced surgical techniques used in the treatment of Lymphatic Diseases: lymph node transplantation, lymphatic transfer
 - 1.7.3. Indications and contraindications of surgery in the treatment of Lymphatic Diseases
- 1.8. Management of Lymphedema
 - 1.8.1. Conservative treatment of lymphedema: skin care, compression, manual lymphatic drainage
 - 1.8.2. Pharmacologic treatment of lymphedema: diuretics, benzopyrones, corticosteroids
 - 1.8.3. Surgical treatment of Lymphedema: volume reduction surgery, vascularized transfer surgery
- 1.9. Vascular rehabilitation
 - 1.9.1. Vascular rehabilitation programs for patients with Lymphatic Diseases: resistance exercises, aerobic exercises, stretching
 - 1.9.2. Role of the occupational therapist in vascular rehabilitation: counseling on self-care techniques, adaptations for home and work
 - 1.9.3. Benefits of vascular rehabilitation on the quality of life of patients with lymphatic diseases
- 1.10. Prognosis and Follow-up of lymphatic Diseases
 - 1.10.1. Factors influencing the prognosis of Lymphatic Diseases: type of disease, severity of disease, presence of comorbidities
 - 1.10.2. Methods of follow-up of Lymphatic Diseases: clinical evaluation, imaging tests, lymphatic function tests
 - 1.10.3. Patient's role in the follow-up of Lymphatic Diseases: symptom monitoring, treatment monitoring, lifestyle changes



Register now and start now to deepen in the latest news concerning prognosis and follow-up of Lymphatic Diseases"

05

Methodology

This academic program offers students a different way of learning. Our methodology uses a cyclical learning approach: **Relearning**.

This teaching system is used, for example, in the most prestigious medical schools in the world, and major publications such as the **New England Journal of Medicine** have considered it to be one of the most effective.





“

Discover Relearning, a system that abandons conventional linear learning, to take you through cyclical teaching systems: a way of learning that has proven to be extremely effective, especially in subjects that require memorization"

At TECH we use the Case Method

What should a professional do in a given situation? Throughout the program, students will face multiple simulated clinical cases, based on real patients, in which they will have to do research, establish hypotheses, and ultimately resolve the situation. There is an abundance of scientific evidence on the effectiveness of the method. Specialists learn better, faster, and more sustainably over time.

With TECH you will experience a way of learning that is shaking the foundations of traditional universities around the world.



According to Dr. Gérvas, the clinical case is the annotated presentation of a patient, or group of patients, which becomes a "case", an example or model that illustrates some peculiar clinical component, either because of its teaching power or because of its uniqueness or rarity. It is essential that the case is based on current professional life, trying to recreate the real conditions in the physician's professional practice.

“

Did you know that this method was developed in 1912, at Harvard, for law students? The case method consisted of presenting students with real-life, complex situations for them to make decisions and justify their decisions on how to solve them. In 1924, Harvard adopted it as a standard teaching method”

The effectiveness of the method is justified by four fundamental achievements:

1. Students who follow this method not only achieve the assimilation of concepts, but also a development of their mental capacity, through exercises that evaluate real situations and the application of knowledge.
2. Learning is solidly translated into practical skills that allow the student to better integrate into the real world.
3. Ideas and concepts are understood more efficiently, given that the example situations are based on real-life.
4. Students like to feel that the effort they put into their studies is worthwhile. This then translates into a greater interest in learning and more time dedicated to working on the course.



Relearning Methodology

At TECH we enhance the case method with the best 100% online teaching methodology available: Relearning.

This university is the first in the world to combine the study of clinical cases with a 100% online learning system based on repetition, combining a minimum of 8 different elements in each lesson, a real revolution with respect to the mere study and analysis of cases.

Professionals will learn through real cases and by resolving complex situations in simulated learning environments. These simulations are developed using state-of-the-art software to facilitate immersive learning.



At the forefront of world teaching, the Relearning method has managed to improve the overall satisfaction levels of professionals who complete their studies, with respect to the quality indicators of the best online university (Columbia University).

With this methodology, more than 250,000 physicians have been trained with unprecedented success in all clinical specialties regardless of surgical load. Our pedagogical methodology is developed in a highly competitive environment, with a university student body with a strong socioeconomic profile and an average age of 43.5 years old.

Relearning will allow you to learn with less effort and better performance, involving you more in your specialization, developing a critical mindset, defending arguments, and contrasting opinions: a direct equation to success.

In our program, learning is not a linear process, but rather a spiral (learn, unlearn, forget, and re-learn). Therefore, we combine each of these elements concentrically.

The overall score obtained by TECH's learning system is 8.01, according to the highest international standards.



This program offers the best educational material, prepared with professionals in mind:



Study Material

All teaching material is produced by the specialists who teach the course, specifically for the course, so that the teaching content is highly specific and precise.

These contents are then applied to the audiovisual format, to create the TECH online working method. All this, with the latest techniques that offer high quality pieces in each and every one of the materials that are made available to the student.



Surgical Techniques and Procedures on Video

TECH introduces students to the latest techniques, the latest educational advances and to the forefront of current medical techniques. All of this in direct contact with students and explained in detail so as to aid their assimilation and understanding. And best of all, you can watch the videos as many times as you like.



Interactive Summaries

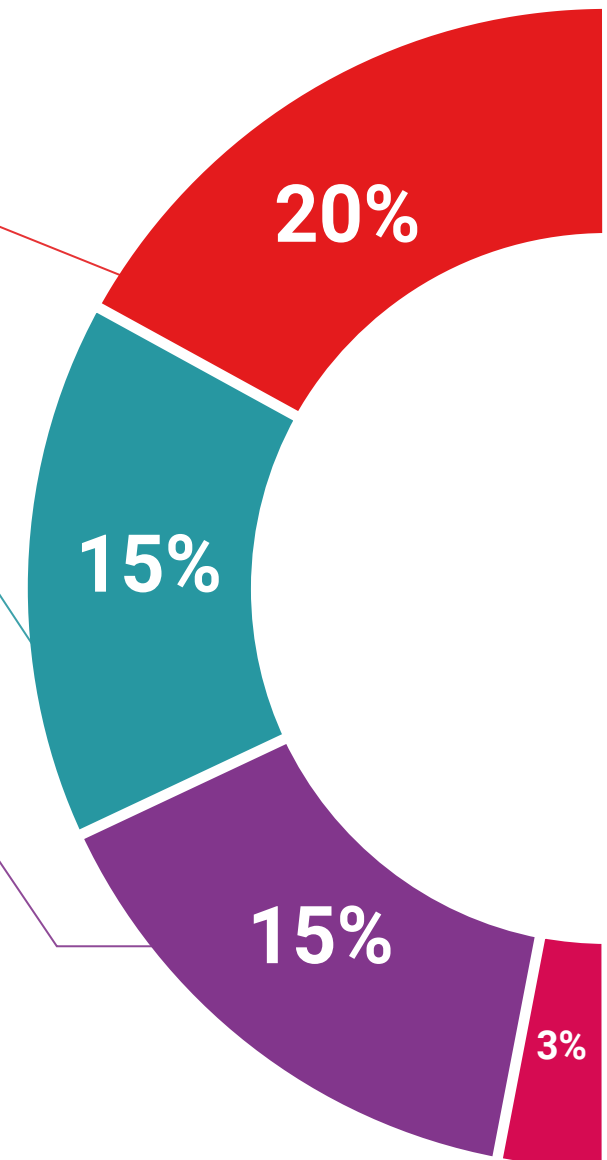
The TECH team presents the contents attractively and dynamically in multimedia lessons that include audio, videos, images, diagrams, and concept maps in order to reinforce knowledge.

This exclusive educational system for presenting multimedia content was awarded by Microsoft as a "European Success Story".



Additional Reading

Recent articles, consensus documents and international guidelines, among others. In TECH's virtual library, students will have access to everything they need to complete their course.





Expert-Led Case Studies and Case Analysis

Effective learning ought to be contextual. Therefore, TECH presents real cases in which the expert will guide students, focusing on and solving the different situations: a clear and direct way to achieve the highest degree of understanding.



Testing & Retesting

We periodically evaluate and re-evaluate students' knowledge throughout the program, through assessment and self-assessment activities and exercises, so that they can see how they are achieving their goals.



Classes

There is scientific evidence on the usefulness of learning by observing experts. The system known as Learning from an Expert strengthens knowledge and memory, and generates confidence in future difficult decisions.



Quick Action Guides

TECH offers the most relevant contents of the course in the form of worksheets or quick action guides. A synthetic, practical, and effective way to help students progress in their learning.



06 Certificate

The Postgraduate Certificate in Lymphatic Diseases guarantees students, in addition to the most rigorous and up-to-date education, access to a Postgraduate Certificate issued by TECH Global University.



“

Successfully complete this program and receive your university qualification without having to travel or fill out laborious paperwork”

This program will allow you to obtain your **Postgraduate Certificate in Lymphatic Diseases** endorsed by **TECH Global University**, the world's largest online university.

TECH Global University is an official European University publicly recognized by the Government of Andorra (*official bulletin*). Andorra is part of the European Higher Education Area (EHEA) since 2003. The EHEA is an initiative promoted by the European Union that aims to organize the international training framework and harmonize the higher education systems of the member countries of this space. The project promotes common values, the implementation of collaborative tools and strengthening its quality assurance mechanisms to enhance collaboration and mobility among students, researchers and academics.

This **TECH Global University** title is a European program of continuing education and professional updating that guarantees the acquisition of competencies in its area of knowledge, providing a high curricular value to the student who completes the program.

Title: **Postgraduate Certificate in Lymphatic Diseases**

Modality: **online**

Duration: **6 weeks**

Accreditation: **6 ECTS**



*Apostille Convention. In the event that the student wishes to have their paper diploma issued with an apostille, TECH Global University will make the necessary arrangements to obtain it, at an additional cost.

future
health confidence people
education information tutors
guarantee accreditation teaching
institutions technology learning
community commitment
personalized service innovation
knowledge present quality
development languages
virtual classroom



Postgraduate Certificate Lymphatic Diseases

- » Modality: online
- » Duration: 6 weeks
- » Certificate: TECH Global University
- » Credits: 6 ECTS
- » Schedule: at your own pace
- » Exams: online

Postgraduate Certificate Lymphatic Diseases