

Postgraduate Certificate

Liver Tumors





Postgraduate Certificate Liver Tumors

- » Modality: online
- » Duration: 6 weeks
- » Certificate: TECH Technological University
- » Dedication: 16h/week
- » Schedule: at your own pace
- » Exams: online

Website: www.techtitute.com/in/medicine/postgraduate-certificate/liver-tumors

Index

01

Introduction

p. 4

02

Objectives

p. 8

03

Course Management

p. 12

04

Structure and Content

p. 18

05

Methodology

p. 22

06

Certificate


p. 30

01

Introduction

As the most common type of liver cancer, hepatocellular carcinoma is a field of research of special interest to every specialist in the field of hepatology. Advances in diagnosis, staging, treatment and screening mean that the specialist dealing with this type of pathology must have the most up-to-date knowledge in this field. In this regard, TECH has assembled a team of experts in hepatology with extensive experience in the approach to HCC, cholangiocarcinomas and benign liver tumors for the development of this program. This ensures that the specialist has access to the most up-to-date information and practical knowledge in academia.





“

*Access the latest advances in liver tumors,
with special emphasis on the different types
of treatment for hepatocellular carcinoma”*

Hepatic resection of hepatocellular carcinoma (HCC), as well as ablative and transarterial treatments of the same, have opened up a range of great possibilities for all specialists. Using state-of-the-art technology and pioneering methods, the diagnosis of this kind of conditions can be considerably improved, so the specialist must keep his knowledge up to date.

Knowing this premise, TECH has developed a complete program that compiles first level scientific research, together with the current practical and clinical theory, taught by professionals with extensive experience in the field of hepatology. Developed by the best specialists in the sector, the quality of the contents, both theoretical and audiovisual, and practical exercises is guaranteed.

Therefore, this program is a great option for all specialists who want to incorporate into their daily practice developments in liver transplantation and HCC, immunotherapy and antiangiogenesis, as systemic treatments for this condition and further advances in cholangiocarcinomas and benign liver tumors.

In addition, it is a 100% online Postgraduate Certificate, that provides the students with the ease of being able to study it comfortably, wherever and whenever they want. All you need is a device with internet access to take your career one step further. A modality according to the current times, with all the guarantees to position the medical professional in a highly demanded area.

This **Postgraduate Certificate in Liver Tumors** contains the most complete and up-to-date scientific program on the market. The most important features include:

- ◆ More than 80 clinical cases, presented by experts in the different specialties. The graphic, schematic, and practical contents with which they are created, provide scientific and practical information on the disciplines that are essential for professional practice
- ◆ New diagnoses and treatments for different hepatic pathologies
- ◆ Presentation of practical workshops on procedures, diagnosis, and treatment techniques
- ◆ An algorithm-based interactive learning system for decision-making in the clinical situations presented throughout the course
- ◆ Special emphasis on evidence-based medicine and research methodologies in the field of hepatology
- ◆ All of this will be complemented by theoretical lessons, questions to the expert, debate forums on controversial topics, and individual reflection assignments
- ◆ Availability of content from any device, fixed or portable, with an Internet connection



You will take an in-depth look at the most recent scientific findings on the different types of treatments to address HCC”

“

You will continue to offer the best professional practice, thanks to the advanced developments in liver tumors to which you will have access in this Postgraduate Certificate"

The program's teaching staff includes professionals from the sector who contribute their work experience to this training program, as well as renowned specialists from leading societies and prestigious universities.

The multimedia content, developed with the latest educational technology, will provide the professional with situated and contextual learning, i.e., a simulated environment that will provide immersive training programmed to train in real situations.

This program is designed around Problem-Based Learning, whereby the professional must try to solve the different professional practice situations that arise throughout the program. For this purpose, the professional will be assisted by an innovative interactive video system, created by renowned experts.

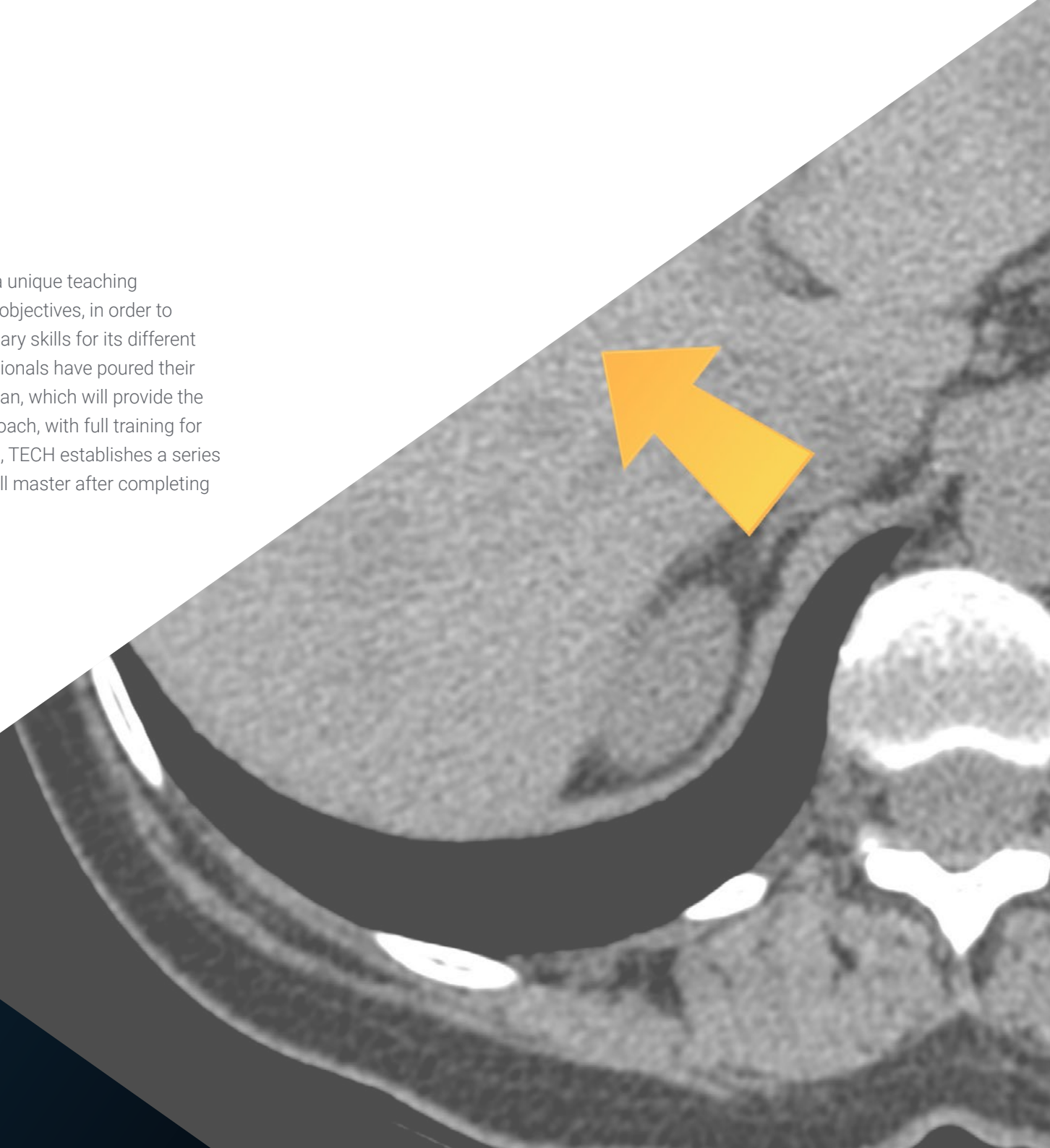
Thanks to TECH you have the option to study this university program as you wish. You only need a device with internet access and the ambition to be part of the medical elite.

You will have an extensive amount of audiovisual support material at your disposal, which will help you to pleasantly alleviate the teaching load of the program.



02 Objectives

The program of this Postgraduate Certificate, together with a unique teaching methodology, will allow the student to achieve the proposed objectives, in order to update and further study liver tumors, developing the necessary skills for its different diagnostic procedures. To this end, different medical professionals have poured their knowledge into the development of the points of the study plan, which will provide the professional with a complete perspective and a current approach, with full training for the achievement of his or her academic goal. For this reason, TECH establishes a series of general and specific objectives that the future graduate will master after completing this program.



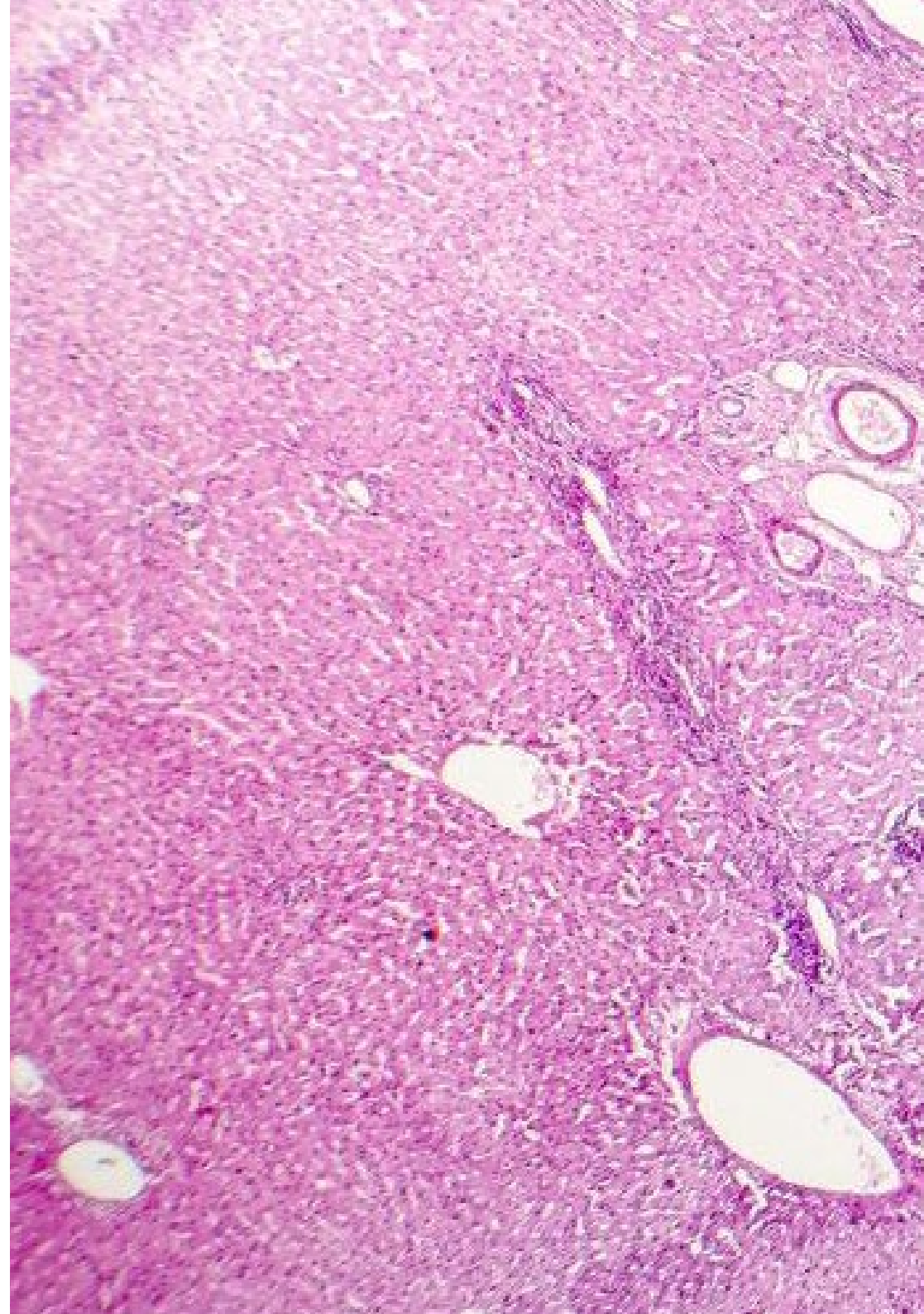


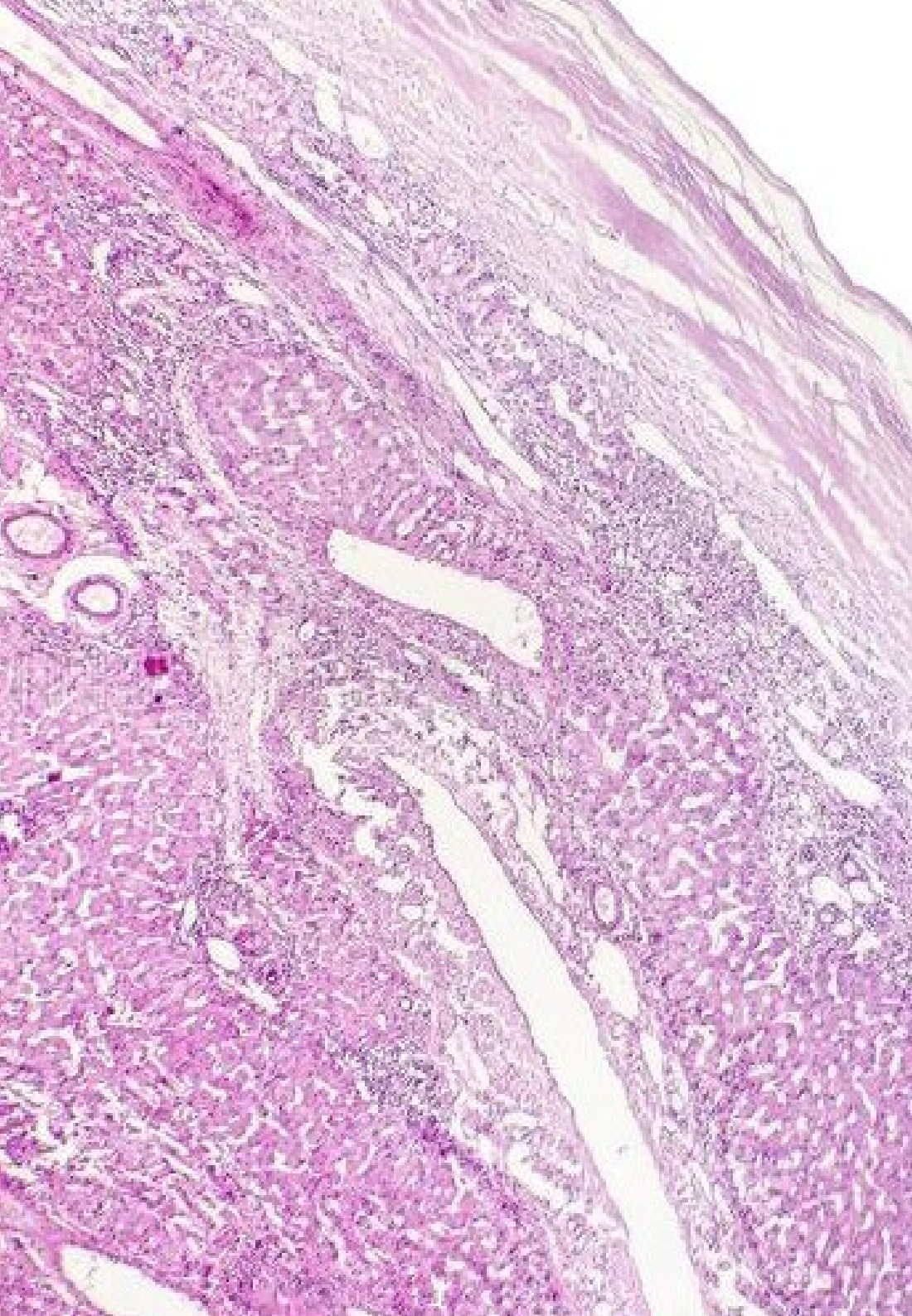
The best professionals in the field of hepatology have contributed to create this program, with which you will meet your most ambitious professional updating goals”



General Objective

- ◆ Update the specialist's knowledge in the management of patients with liver disease, taking into account the latest advances in the field of hepatology, in order to provide, safe quality care and improve the prognosis of the disease





Specific Objectives

- ◆ Study the latest developments in the epidemiology, risk factors and screening for hepatocellular carcinoma
- ◆ Access the most advanced knowledge in HCC treatments, including hepatic resection, ablative, transarterial and systemic treatments
- ◆ Upgrade your knowledge of cholangiocarcinomas and benign liver tumors
- ◆ Analyze the current modern methodology in HCC liver transplantation

“

Delve into the cutting-edge future prospects offered by the clinical landscape in the approach to HCC”

03

Course Management

TECH University has renowned medical professionals for the student to acquire a solid knowledge in key advances for liver tumors. Therefore, this Postgraduate Certificate has a team of highly qualified teachers, whose extensive experience in this field of medicine brings quality to the program, resulting in a quality syllabus and the best tools for the student in the development of their skills during the program. In this way, the student has the quality guarantees required to address these pathologies from the excellence of a TECH-branded specialty.



“

The experience of the teaching team that makes up this Postgraduate Certificate positions this program among the best in the educational market today"

International Guest Director

Dr. Doan Y. Dao is an internationally recognized figure in the study and care of patients affected by Hepatitis B virus (HBV). As director of the Center of Excellence for Liver Disease in Vietnam (COE), he leads Johns Hopkins University's initiatives to help address the growing, urgent and significant disease burden of Liver Cancer caused by Hepatitis B in Vietnam.

As CEO, Dr. Dao is responsible for managing projects that contribute to the delivery of medical services to combat these diseases. This is an ongoing collaboration with the Johns Hopkins School of Medicine, where he also fosters scientific research and educational activities related to specialization in diagnosis and effective therapeutic treatments.

As a member of the Board of Directors of V-VHA (Vietnam Viral Hepatitis Alliance), he has played a crucial role in promoting clinical care and international scientific studies in HBV. In addition, he was co-chair of the National Task Force on Hepatitis B: Focus on Asian and Pacific Islander Americans, where he worked tirelessly to raise awareness of the condition.

He has received several awards throughout his career, such as the Hepatitis Fund for the Cure Postdoctoral Research Fellowship (2014), awarded by the American Liver Foundation; or the Asian Heritage Award in Public Health (2016), presented by the Asian Heritage Society of California. In addition, he was named Everyday Hero (2016) by the American Liver Foundation, thanks to his efforts in addressing Hepatitis B, both in the United States and Vietnam. His clinical training in Internal Medicine and Gastroenterology and Hepatology at UT Southwestern Medical Center in Dallas, Texas, along with his commitment to academic medicine, have allowed him to lead groundbreaking research in search of a cure for HBV.



Dr. Dao, Doan Y

- Director of the Center of Excellence for Liver Disease in Vietnam (COE) at the Johns Hopkins University School of Medicine
- Assistant Professor of Medicine, Division of Gastroenterology and Hepatology, at Johns Hopkins University School of Medicine
- Co-Chair of the National Task Force on Hepatitis B: Focus on Asian and Pacific Islander Americans
- Fellow in Internal Medicine, Gastroenterology and Hepatology at UT Southwestern Dallas Medical Center
- Medical Degree from UT Southwestern Medical Center at UT Southwestern Dallas
- Awards Received:
 - Hepatitis Fund for the Cure Postdoctoral Research Fellowship (2014), by the American Liver Foundation
 - Asian Heritage Award in Public Health (2016), by the Asian Heritage Society of California
 - Everyday Hero (2016) by the American Liver Foundation
- He is a member of:
 - V-VHA (Vietnam Viral Hepatitis Alliance).
 - Hepatitis B Foundation
 - Dallas Fort Worth (DFW) Hepatitis B Free

“

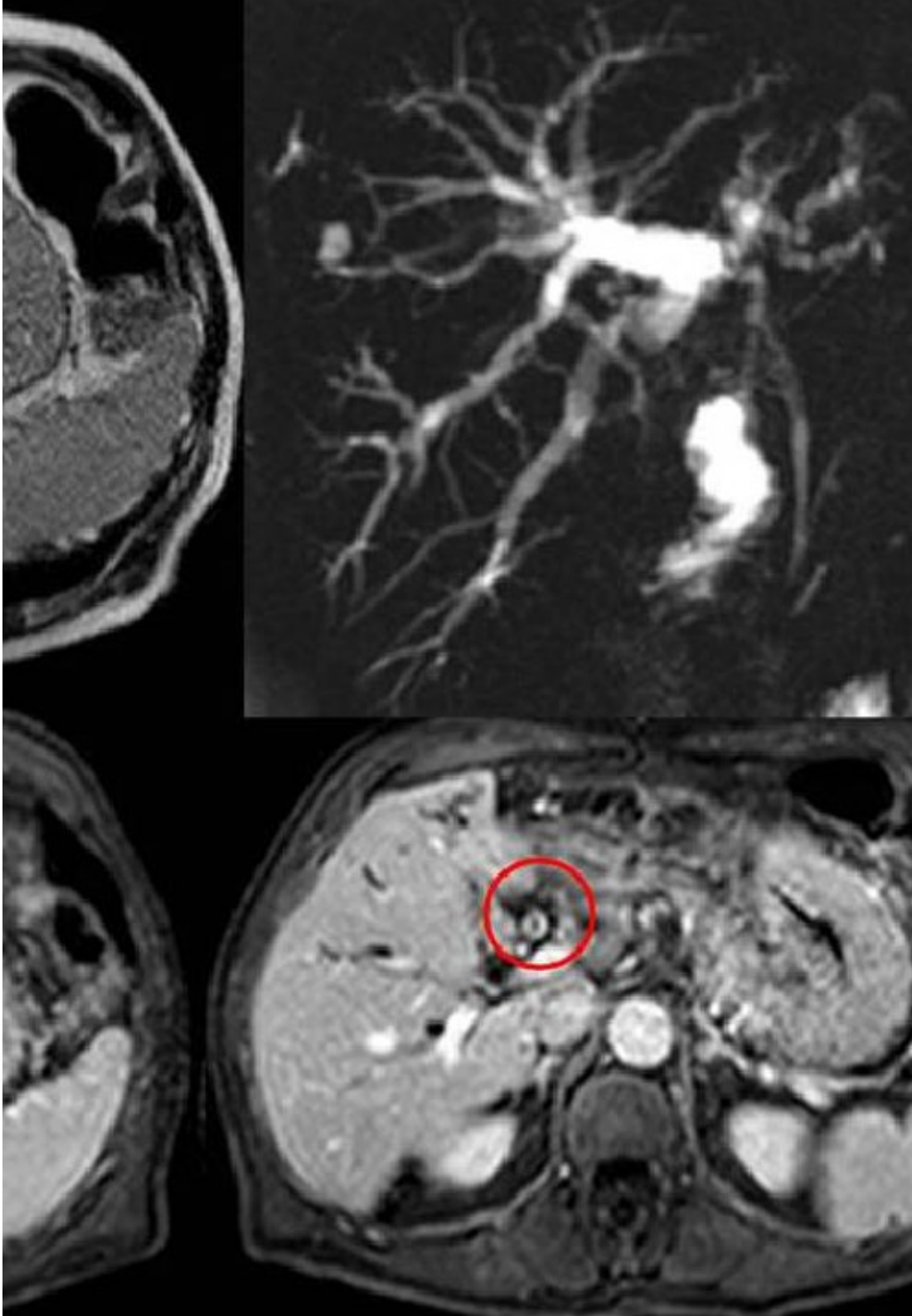
Thanks to TECH, you will be able to learn with the best professionals in the world”

Management



Dr. García Samaniego, Javier

- ♦ Head of the Hepatology Department, La Paz University Hospital, Madrid
- ♦ Group Leader and Lead Researcher of the Hepatic and Digestive Diseases at the La Paz University Hospital/IdiPAZ. CIBERehd of the Carlos III Health Institute, Madrid
- ♦ Trustee of the Biomedical Research Foundation of La Paz University Hospital and member of the Governing Council of IdiPAZ.
- ♦ Coordinator at the Alliance for the Elimination of Viral Hepatitis in Spain (AEHVE)
- ♦ He graduated in medicine from the University of Santiago in 1983 and obtained his PhD in 1996 from the Autonomous University of Madrid
- ♦ He has participated in numerous nationally and internationally funded research projects
- ♦ FIS and ANEP project evaluator
- ♦ He has been a member of the board of directors of the AEEH and of the Regional Ethics and Clinical Research Committee of the Community of Madrid
- ♦ He has participated in Guidelines and therapeutic protocols for viral hepatitis: consensus for the treatment of viral hepatitis in HIV-positive patients
- ♦ Coordinator for the Spanish Guidelines for the treatment of hepatitis B promoted by the AEEH (2020).
- ♦ Lead investigator in more than 60 international clinical trials on the treatment of viral hepatitis.
- ♦ Guest lecturer at numerous national and international congresses, as well as in Spanish and international forums, especially on the management of viral hepatitis B and C treatment. He has participated in the elaboration of the AEEH hepatitis C elimination document (2019) and is the coordinator of the hepatitis B treatment guidelines (2020)



Professors

Dr. García Sánchez, Araceli

- ◆ Specialist in Digestive System Medicine. Gregorio Marañón General University Hospital (Madrid, Spain)
- ◆ Resident Medical Intern of Gastroenterology and Hepatology, Gregorio Marañón General University Hospital, Madrid, 1997-2001.
- ◆ Degree in Medicine and Surgery from the University of Navarra (1989-1995).
- ◆ Doctoral courses (32 credits) Department of Internal Medicine. Complutense University of Madrid
- ◆ Obtained the research sufficiency in September 2001 in the Department of Internal Medicine with the project: "Evaluation of the occurrence of non-organ-specific autoantibodies after liver transplantation and their implication in the occurrence of graft dysfunction and autoimmune diseases"

04

Structure and Content

The structure of the contents of this Postgraduate Certificate has been designed in such a way that the student learns about liver tumors from a complete and updated perspective. Thus, you will learn about the epidemiology, diagnosis and latest treatments for these conditions. In this way, the professional expands and updates his/her knowledge in this field of hepatology, thanks to a syllabus prepared by medical experts. All in all, thanks to the proposed syllabus, the student will acquire the skills to develop professionally in this medical specialty thanks to quality content and the best teaching methodology.



“

A syllabus developed by prestigious hepatologists and a quality program together with the best teaching methodology will position you among the elite in this field of medicine"

Module 1. Liver Tumors

- 1.1. Epidemiology, Risk Factors and Screening for Hepatocellular Carcinoma
- 1.2. Diagnosis, Prognostic Evaluation and Staging of HCC
- 1.3. Hepatic Resection of HCC
- 1.4. Ablative HCC Treatments
- 1.5. Transarterial HCC Treatments
- 1.6. Liver Transplantation and HCC
- 1.7. Systemic Treatment and HCC. Basic Concepts, Immunotherapy and Antiangiogenesis
- 1.8. Future Perspectives in HCC Management
- 1.9. Cholangiocarcinoma
- 1.10. Benign Hepatic Tumors





“

Clinical exercises based on real cases, thoroughly prepared by all the teaching staff, will help you to contextualize all the theory taught”

05 Methodology

This academic program offers students a different way of learning. Our methodology uses a cyclical learning approach: **Relearning**.

This teaching system is used, for example, in the most prestigious medical schools in the world, and major publications such as the **New England Journal of Medicine** have considered it to be one of the most effective.



“

Discover Relearning, a system that abandons conventional linear learning, to take you through cyclical teaching systems: a way of learning that has proven to be extremely effective, especially in subjects that require memorization"

At TECH, we use the Case Method

What should a professional do in a given situation? Throughout the program, students will face multiple simulated clinical cases, based on real patients, in which they will have to do research, establish hypotheses, and ultimately resolve the situation. There is an abundance of scientific evidence on the effectiveness of the method. Specialists learn better, faster, and more sustainably over time.

With TECH you will experience a way of learning that is shaking the foundations of traditional universities around the world.



According to Dr. Gérvas, the clinical case is the annotated presentation of a patient, or group of patients, which becomes a "case", an example or model that illustrates some peculiar clinical component, either because of its teaching power or because of its uniqueness or rarity. It is essential that the case is based on current professional life, trying to recreate the real conditions in the physician's professional practice.

“

Did you know that this method was developed in 1912, at Harvard, for law students? The case method consisted of presenting students with real-life, complex situations for them to make decisions and justify their decisions on how to solve them. In 1924, Harvard adopted it as a standard teaching method”

The effectiveness of the method is justified by four fundamental achievements:

1. Students who follow this method not only achieve the assimilation of concepts, but also a development of their mental capacity, through exercises that evaluate real situations and the application of knowledge.
2. Learning is solidly translated into practical skills that allow the student to better integrate into the real world.
3. Ideas and concepts are understood more efficiently, given that the example situations are based on real-life.
4. Students like to feel that the effort they put into their studies is worthwhile. This then translates into a greater interest in learning and more time dedicated to working on the course.



Relearning Methodology

At TECH we enhance the Harvard case method with the best 100% online teaching methodology available: Relearning.

Our University is the first in the world to combine the study of clinical cases with a 100% online learning system based on repetition, combining a minimum of 8 different elements in each lesson, which represent a real revolution with respect to simply studying and analyzing cases.

The physician will learn through real cases and by solving complex situations in simulated learning environments. These simulations are developed using state-of-the-art software to facilitate immersive learning.



At the forefront of world teaching, the Relearning method has managed to improve the overall satisfaction levels of professionals who complete their studies, with respect to the quality indicators of the best online university (Columbia University).

With this methodology, more than 250,000 physicians have been trained with unprecedented success in all clinical specialties regardless of surgical load. Our pedagogical methodology is developed in a highly competitive environment, with a university student body with a strong socioeconomic profile and an average age of 43.5 years old.

Relearning will allow you to learn with less effort and better performance, involving you more in your specialization, developing a critical mindset, defending arguments, and contrasting opinions: a direct equation to success.

In our program, learning is not a linear process, but rather a spiral (learn, unlearn, forget, and re-learn). Therefore, we combine each of these elements concentrically.

The overall score obtained by TECH's learning system is 8.01, according to the highest international standards.



This program offers the best educational material, prepared with professionals in mind:



Study Material

All teaching material is produced by the specialists who teach the course, specifically for the course, so that the teaching content is highly specific and precise.

These contents are then adapted in audiovisual format, to create the TECH online working method. All this, with the latest techniques that offer high-quality pieces in each and every one of the materials that are made available to the student.



Surgical Techniques and Procedures on Video

TECH introduces students to the latest techniques, the latest educational advances and to the forefront of current medical techniques. All of this in direct contact with students and explained in detail so as to aid their assimilation and understanding. And best of all, you can watch the videos as many times as you like.



Interactive Summaries

The TECH team presents the contents attractively and dynamically in multimedia lessons that include audio, videos, images, diagrams, and concept maps in order to reinforce knowledge.

This exclusive educational system for presenting multimedia content was awarded by Microsoft as a "European Success Story".



Additional Reading

Recent articles, consensus documents and international guidelines, among others. In TECH's virtual library, students will have access to everything they need to complete their course.





Expert-Led Case Studies and Case Analysis

Effective learning ought to be contextual. Therefore, TECH presents real cases in which the expert will guide students, focusing on and solving the different situations: a clear and direct way to achieve the highest degree of understanding.



Testing & Retesting

We periodically evaluate and re-evaluate students' knowledge throughout the program, through assessment and self-assessment activities and exercises, so that they can see how they are achieving their goals.



Classes

There is scientific evidence on the usefulness of learning by observing experts. The system known as Learning from an Expert strengthens knowledge and memory, and generates confidence in future difficult decisions.



Quick Action Guides

TECH offers the most relevant contents of the course in the form of worksheets or quick action guides. A synthetic, practical, and effective way to help students progress in their learning.



06 Certificate

The Postgraduate Certificate in Liver Tumors guarantees students, in addition to the most rigorous and up-to-date education, access to a Postgraduate Certificate issued by TECH Technological University.





“

*Successfully complete this program
and receive your university qualification
without having to travel or fill out
laborious paperwork”*

This **Postgraduate Certificate in Liver Tumors** contains the most complete and up-to-date scientific on the market.

After the student has passed the assessments, they will receive their corresponding **Postgraduate Certificate** issued by **TECH Technological University** via tracked delivery*.

The certificate issued by **TECH Technological University** will reflect the qualification obtained in the Postgraduate Certificate, and meets the requirements commonly demanded by labor exchanges, competitive examinations, and professional career evaluation committees.

Title: **Postgraduate Certificate in Liver Tumors**

Official N° of hours: **150 h.**



*Apostille Convention. In the event that the student wishes to have their paper certificate issued with an apostille, TECH EDUCATION will make the necessary arrangements to obtain it, at an additional cost.

health future
confidence people
education information tutors
guarantee accreditation teaching
institutions technology learning
community commitment
personalized service innovation
knowledge present quality
development language
virtual classroom



Postgraduate Certificate Liver Tumors

- » Modality: online
- » Duration: 6 weeks
- » Certificate: TECH Technological University
- » Dedication: 16h/week
- » Schedule: at your own pace
- » Exams: online

Postgraduate Certificate

Liver Tumors