

Postgraduate Certificate

Involucional Periorbital Changes and Periocular Aesthetics





Postgraduate Certificate Involutional Periorbital Changes and Periocular Aesthetics

- » Modality: online
- » Duration: 6 weeks
- » Certificate: TECH Global University
- » Accreditation: 6 ECTS
- » Schedule: at your own pace
- » Exams: online

Website: www.techtute.com/us/medicine/postgraduate-certificate/involutional-periorbital-changes-periocular-aesthetics

Index

01

Introduction

p. 4

02

Objectives

p. 8

03

Course Management

p. 12

04

Structure and Content

p. 16

05

Methodology

p. 20

06

Certificate

p. 28

01

Introduction

Periocular Aesthetics has become, especially in recent years, one of the most important disciplines within one of the subspecialties of Ophthalmology: Oculoplastics. This branch bases its interventions on the latest treatments and techniques of facial cosmetic surgery, so it is essential for any professional in this sector to keep their knowledge up to date in order to be able to offer their patients the best possible care. This program is the ideal way to get up to date, since, through this program, the graduate will be able to delve into the latest scientific evidence of this specialty, making, in addition, a comprehensive review of all its specifications. For this, TECH will provide you with the best content 100% online, with the aim of fulfilling your own in a way that is compatible with any other work or personal activity.





“

It is in your hands, never better said, to perfect with this program your surgical and aesthetic skills in the management of patients through periocular cosmetic treatment"

Eyelid repair through blepharoplasty is one of the most demanded surgeries within Aesthetic Oculoplastics, in order to achieve a rejuvenation of this area. In general, this branch of Ophthalmology has become one of the most sought-after due to the effective results it is obtaining and the great advances that have been made in terms of cosmetic surgical techniques in the periocular area: facial fillers such as lipofilling or with hyaluronic acids, techniques for the recovery of smooth skin with butolinic toxins, etc.

All this will be treated in depth in this Postgraduate Certificate in Involutional Periorbital Changes and Periocular Aesthetics, a complete program designed by TECH and its team of experts, with the aim that graduates will find in it all the information that will allow them to get up to date through the completion of a qualification created specifically for professionals in the field of oculoplastic ophthalmology. During this program, the specialist will delve into the different surgical techniques that are currently showing the best results, as well as the anatomical considerations to be taken into account and the new paradigms of periocular aesthetics.

Thanks to its innovative educational system, based not only on the most avant-garde technology, but also on the best pedagogical methodology, you will update your knowledge in only 6 weeks and 100% online. You will have a dynamic and exhaustive syllabus, hours of additional material in different formats and a specialized faculty that will guide you through this academic experience so that you can obtain, in a guaranteed way, the best results according to your most ambitious expectations.

This **Postgraduate Certificate in Involutional Periorbital Changes and Periocular Aesthetics** contains the most complete and up-to-date scientific program on the market. The most important features include:

- ◆ The development of case studies presented by Ophthalmology experts
- ◆ The graphic, schematic and eminently practical contents with which it is conceived gather scientific and practical information on those disciplines that are indispensable for professional practice
- ◆ Practical exercises where self-assessment can be used to improve learning
- ◆ Its special emphasis on innovative methodologies
- ◆ Theoretical lessons, questions to the expert, debate forums on controversial topics, and individual reflection assignments
- ◆ Content that is accessible from any fixed or portable device with an Internet connection



A unique and 100% online opportunity to delve into the latest developments in periocular aesthetic counseling from wherever you want and with a schedule completely designed by you"

“

In the Virtual Classroom you will find detailed videos, images, complementary readings and research articles to delve into each of the sections of the syllabus”

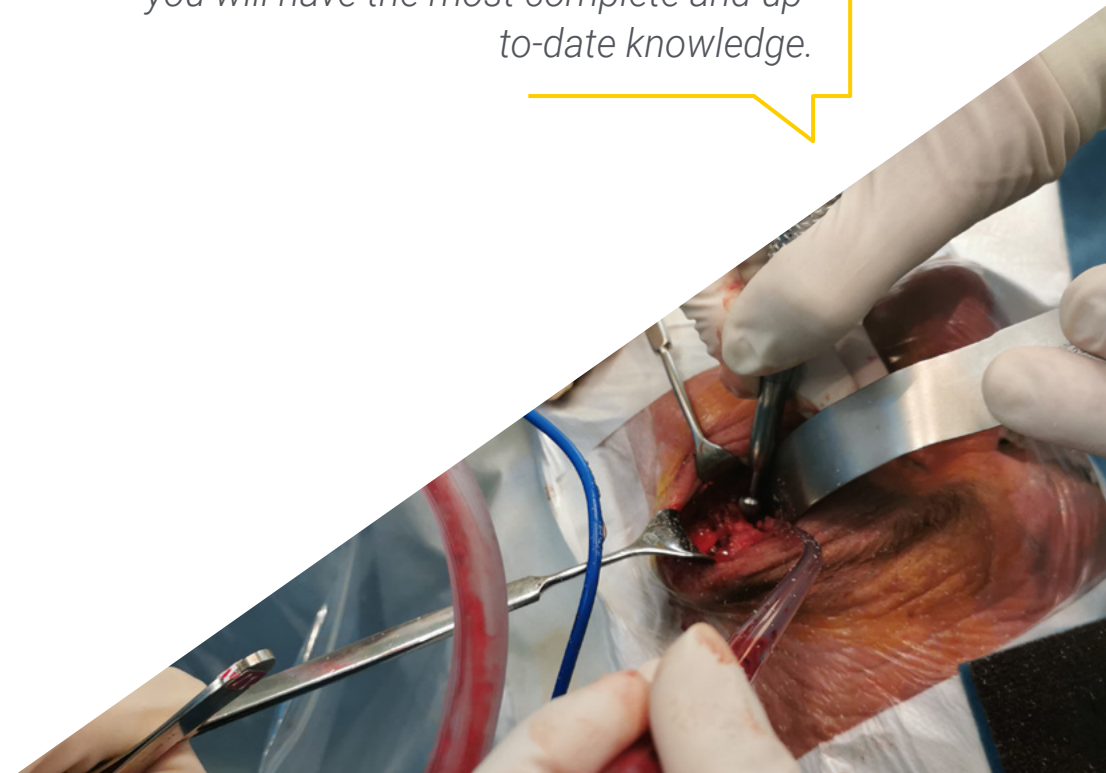
The program's teaching staff includes professionals from the sector who contribute their work experience to this training program, as well as renowned specialists from leading societies and prestigious universities.

The multimedia content, developed with the latest educational technology, will provide the professional with situated and contextual learning, i.e., a simulated environment that will provide immersive education programmed to learn in real situations.

The design of this program focuses on problem-based learning, through which the professional must try to solve the different professional practice situations that arise during the academic year. For this purpose, students will be assisted by an innovative interactive video system created by renowned and experienced experts.

A program with which it will be possible to perfect your skills in the performance of eyebrow surgery through the exhaustive and up-to-date knowledge of the clinical management of these patients.

You will be able to review the involuntional changes and anatomical considerations that occur in the periocular area, so that you will have the most complete and up-to-date knowledge.



02 Objectives

Aesthetic surgery, in general, is increasingly in demand. Within this area, periocular cosmetics and surgical interventions related to this area are among the most requested in the specialty of Ophthalmology. Therefore, the objective of this program is that graduates can update their knowledge in a comfortable and comprehensive manner, while balancing their program with their professional activity. In this way, you will be able to update and perfect your medical skills, without having to neglect your practice or your personal life.



“

If one of your objectives is to master upper blepharoplasty, this program will enable you to perfect your surgical technique and postoperative management"



General Objectives

- ◆ Allow the graduate to know in detail the latest scientific evidence related to perioarbital involutive changes and periocular aesthetics
- ◆ Get to know in detail the main surgical techniques and provide the specialists with the information that will allow them to improve their professional skills



A program with which you will be able to update your knowledge on clinical advice in palpebral surgery"





Specific Objectives

- ◆ Learn about palpebral surgery planning/counseling
- ◆ Obtain a complete knowledge of eyebrow ptosis and the direct and indirect browplasty procedure via endoscopy
- ◆ Learn upper and lower blepharoplasty exploration and surgical technique
- ◆ Learn in depth the uses and complications of CO2 laser
- ◆ Learn about the types of periocular fillers available, as well as the advantages and complications derived from their use
- ◆ Understand how botulinum toxin works, its applications and the complications derived from its application
- ◆ Obtain an in-depth knowledge of the new paradigms of periocular aesthetics

03

Course Management

Both the management and the teaching of this Postgraduate Certificate are in charge of a group of Oculoplastic specialists with extensive experience in the clinical management of patients who have undergone periocular surgery. In addition, they are active professionals who have worked in reference centers of the Ophthalmology field at an international level, therefore, they have an extensive and commendable work experience, aspects that will be reflected in the completeness of the syllabus and in its innovative but complete character.





“

You will have the opportunity, whenever you need it, to contact the teaching staff to resolve doubts about the program or to ask questions related to the profession"

Management



Dr. Ibáñez Flores, Nuria

- ♦ Head of the Oculoplasty Department at the Barcelona Ophthalmology Center: Institut Català de Retina
- ♦ Reviewer of the Archives of the Spanish Society of Ophthalmology
- ♦ Director and Coordinator of the Surgical Master's Degree in Oculoplastics, Orbit and Tear Ducts of the International University of Catalonia
- ♦ Responsible and Coordinator of the interhospital sessions of Oculoplastics at the Institut Català de Retina
- ♦ Doctor in Medicine and Surgery from the Autonomous University of Barcelona
- ♦ Degree in Medicine and Surgery from the University of Barcelona
- ♦ Member of the Spanish Society of Ocular and Orbital Plastic Surgery



Dr. Pascual González, Macarena

- ♦ Ophthalmology Specialist in the Oculoplasty, Tear Ducts and Orbit Department of the Gregorio Marañón General University Hospital
- ♦ Ophthalmology Specialist at the Institute of Ocular Plastics and Ophthalmology of Madrid
- ♦ Ophthalmology Specialist at the Jiménez Díaz Foundation University Hospital
- ♦ Medical Specialist in Ophthalmology at the University Hospital of Torrejón
- ♦ Professor of Ophthalmology at the Complutense University of Madrid
- ♦ Fellow of European Board of Ophthalmology (FEBO)
- ♦ Degree in Medicine from the University of Malaga
- ♦ Specialist in Ophthalmology, Gregorio Marañón General University Hospital
- ♦ Master's Degree in Aesthetic, Regenerative and Anti-Aging Medicine from the Complutense University of Madrid



Professors

Dr. Gasparini, Cecilia

- ◆ Medical Coordinator at the Miranda Clinic
- ◆ Fellowship in Oculoplastics as working with D. Martín H. Devoto, Ophthalmological Consultants
- ◆ Medical Coordinator of Oculoplastics Service, Ophthalmological Consultants
- ◆ Member of: Argentine Council of Ophthalmology (CAO) and Argentine Society of Ocular Plastics (SAPO)
- ◆ Specialist in Ophthalmology from El Salvador University
- ◆ Degree in Medicine from the University of Buenos Aires

Dr. Devoto, Martin H.

- ◆ Medical Specialist in Ophthalmology and Oculoplasty
- ◆ Specialist in eyelid, lacrimal and orbit pathology
- ◆ Fellowship in Oculoplastics and Orbit at the University of Cincinnati
- ◆ Partner of Ophthalmology Consultants
- ◆ Member of the Editorial Board of Ophthalmic Plastic and Reconstructive Surgery
- ◆ Author of the Basic Clinical Science Course of the American Academy of Ophthalmology on Oculoplastics and Orbit
- ◆ He has given more than 300 lectures in Argentina and 120 abroad
- ◆ Author of 14 publications in Argentina and 32 international publications
- ◆ Medical Degree from the University of Buenos Aires

Dr. Díaz Ricci, Andrés

- ◆ Resident Ophthalmology Physician at Austral University Hospital, Buenos Aires
- ◆ Volunteer Ophthalmologist at AMTENA
- ◆ Professor at the Austral University, Argentina
- ◆ Medical Degree from Austral University, Buenos Aires

04

Structure and Content

For the development of this 100% online program, TECH has taken into account the criteria of the teaching team, who has been in charge of selecting the information that has subsequently composed the syllabus, as well as designing the additional material that make up this program. In addition, all the content can be downloaded to any device with an Internet connection, so that the graduate can consult it whenever needed, even once this academic experience is over.





“

The teaching team has selected clinical cases taken from their own practices, so that you can work in a practical way on perfecting your ophthalmological skills”

Module 1. Involuntary Periorbital Changes and Periocular Aesthetics

- 1.1. Involuntary Changes
- 1.2. Anatomic Considerations
- 1.3. Counseling/Planning
- 1.4. Browplasty
 - 1.4.1. Preoperative Examination
 - 1.4.2. Direct Brow Lift
 - 1.4.3. Endoscopic Brow Lift
 - 1.4.4. Complications
 - 1.4.5. Post-Operative Care
- 1.5. Upper Blepharoplasty
 - 1.5.1. Preoperative Examination
 - 1.5.2. Surgical Technique
 - 1.5.3. Complications
 - 1.5.4. Post-Operative Care
- 1.6. Lower Blepharoplasty
 - 1.6.1. Preoperative Examination
 - 1.6.2. Surgical Technique
 - 1.6.3. Complications
 - 1.6.4. Post-Operative Care
- 1.7. Carbon dioxide laser
 - 1.7.1. Patient Choice
 - 1.7.2. Uses
 - 1.7.3. Complications
- 1.8. Fillings
 - 1.8.1. Types of Fillings
 - 1.8.2. Uses
 - 1.8.3. Complications
- 1.9. Botulinum Toxin
 - 1.9.1. Specific Aspects
 - 1.9.2. Uses
 - 1.9.3. Complications
- 1.10. New Paradigms in Periocular Aesthetics





“

You are just one click away from starting an educational experience with which you will not only update and expand your knowledge, but you will also invest your time in guaranteeing your patients an even more accurate and effective care”

05

Methodology

This academic program offers students a different way of learning. Our methodology uses a cyclical learning approach: **Relearning**.

This teaching system is used, for example, in the most prestigious medical schools in the world, and major publications such as the **New England Journal of Medicine** have considered it to be one of the most effective.





Discover Relearning, a system that abandons conventional linear learning, to take you through cyclical teaching systems: a way of learning that has proven to be extremely effective, especially in subjects that require memorization"

At TECH Nursing School we use the Case Method

In a given situation, what should a professional do? Throughout the program, students will face multiple simulated clinical cases, based on real patients, in which they will have to do research, establish hypotheses, and ultimately resolve the situation. There is an abundance of scientific evidence on the effectiveness of the method. Nurses learn better, faster, and more sustainably over time.

With TECH, nurses can experience a learning methodology that is shaking the foundations of traditional universities around the world.



According to Dr. Gérvas, the clinical case is the annotated presentation of a patient, or group of patients, which becomes a "case", an example or model that illustrates some peculiar clinical component, either because of its teaching power or because of its uniqueness or rarity. It is essential that the case is based on current professional life, in an attempt to recreate the real conditions in professional nursing practice.

“

Did you know that this method was developed in 1912, at Harvard, for law students? The case method consisted of presenting students with real-life, complex situations for them to make decisions and justify their decisions on how to solve them. In 1924, Harvard adopted it as a standard teaching method”

The effectiveness of the method is justified by four fundamental achievements:

1. Nurses who follow this method not only grasp concepts, but also develop their mental capacity, by evaluating real situations and applying their knowledge.
2. The learning process has a clear focus on practical skills that allow the nursing professional to better integrate knowledge acquisition into the hospital setting or primary care.
3. Ideas and concepts are understood more efficiently, given that the example situations are based on real-life.
4. Students like to feel that the effort they put into their studies is worthwhile. This then translates into a greater interest in learning and more time dedicated to working on the course.



Relearning Methodology

At TECH we enhance the case method with the best 100% online teaching methodology available: Relearning.

This university is the first in the world to combine case studies with a 100% online learning system based on repetition combining a minimum of 8 different elements in each lesson, which is a real revolution compared to the simple study and analysis of cases.



The nurse will learn through real cases and by solving complex situations in simulated learning environments. These simulations are developed using state-of-the-art software to facilitate immersive learning.

At the forefront of world teaching, the Relearning method has managed to improve the overall satisfaction levels of professionals who complete their studies, with respect to the quality indicators of the best online university (Columbia University).

With this methodology we have trained more than 175,000 nurses with unprecedented success in all specialties regardless of practical workload. Our pedagogical methodology is developed in a highly competitive environment, with a university student body with a strong socioeconomic profile and an average age of 43.5 years old.


Relearning will allow you to learn with less effort and better performance, involving you more in your specialization, developing a critical mindset, defending arguments, and contrasting opinions: a direct equation to success.

In our program, learning is not a linear process, but rather a spiral (learn, unlearn, forget, and re-learn). Therefore, we combine each of these elements concentrically.

The overall score obtained by TECH's learning system is 8.01, according to the highest international standards.



This program offers the best educational material, prepared with professionals in mind:



Study Material

All teaching material is produced by the specialists who teach the course, specifically for the course, so that the teaching content is really specific and precise.

These contents are then adapted in audiovisual format, to create the TECH online working method. All this, with the latest techniques that offer high-quality pieces in each and every one of the materials that are made available to the student.



Nursing Techniques and Procedures on Video

We introduce you to the latest techniques, to the latest educational advances, to the forefront of current medical techniques. All of this in direct contact with students and explained in detail so as to aid their assimilation and understanding. And best of all, you can watch them as many times as you want.



Interactive Summaries

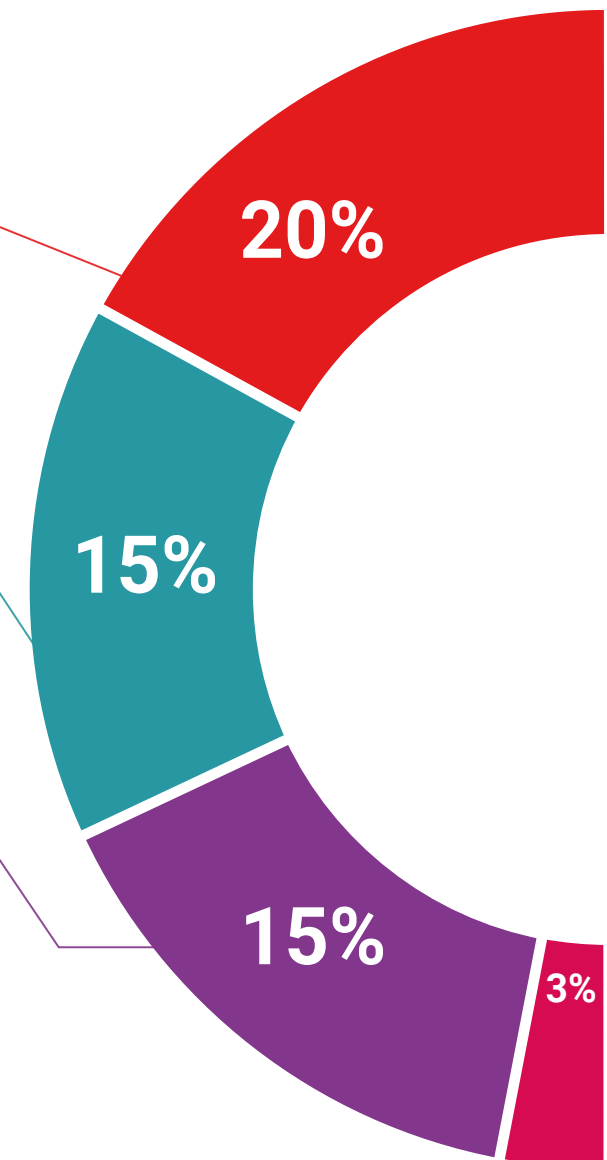
The TECH team presents the contents attractively and dynamically in multimedia lessons that include audio, videos, images, diagrams, and concept maps in order to reinforce knowledge.

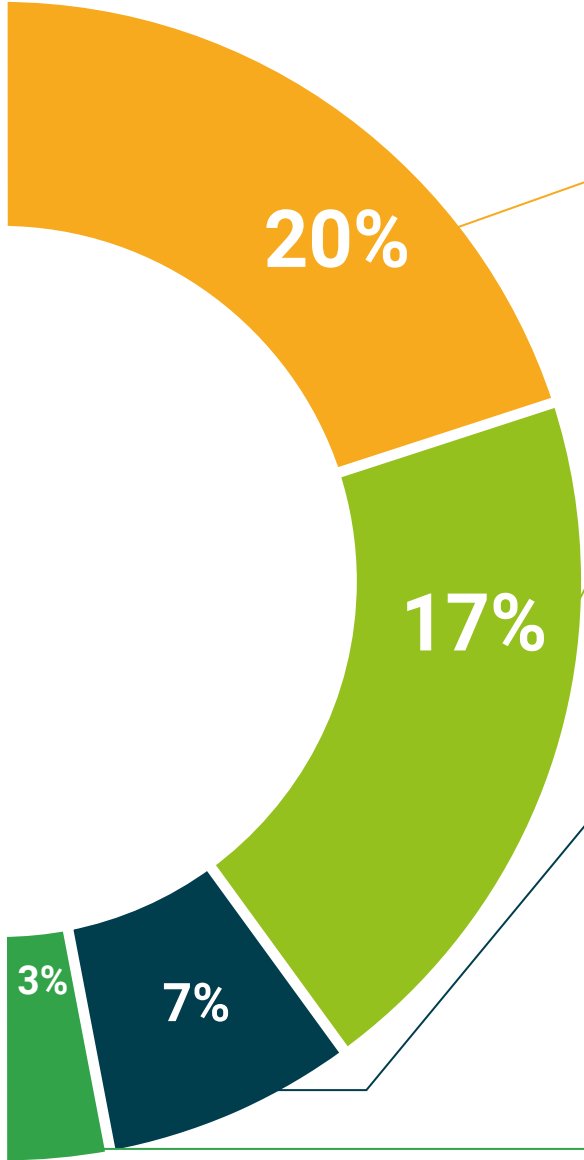
This exclusive educational system for presenting multimedia content was awarded by Microsoft as a "European Success Story".



Additional Reading

Recent articles, consensus documents and international guidelines, among others. In TECH's virtual library, students will have access to everything they need to complete their course.





Expert-Led Case Studies and Case Analysis

Effective learning ought to be contextual. Therefore, TECH presents real cases in which the expert will guide students, focusing on and solving the different situations: a clear and direct way to achieve the highest degree of understanding.



Testing & Retesting

The student's knowledge is periodically assessed and re-assessed throughout the program, through evaluative and self-evaluative activities and exercises: in this way, students can check how they are doing in terms of achieving their goals.



Classes

There is scientific evidence suggesting that observing third-party experts can be useful.
Learning from an Expert strengthens knowledge and memory, and generates confidence in future difficult decisions.



Quick Action Guides

TECH offers the most relevant contents of the course in the form of worksheets or quick action guides. A synthetic, practical and effective way to help students progress in their learning.



06

Certificate

The Postgraduate Certificate in Involitional Periorbital Changes and Periocular Aesthetics guarantees students, in addition to the most rigorous and up-to-date education, access to a Postgraduate Certificate issued by TECH Global University.





“

Successfully complete this program and receive your university qualification without having to travel or fill out laborious paperwork”

This private qualification will allow you to obtain a **Postgraduate Certificate in Involuntal Periorbital Changes and Periocular Aesthetics** endorsed by **TECH Global University**, the world's largest online university.

TECH Global University is an official European University publicly recognized by the Government of Andorra ([official bulletin](#)). Andorra is part of the European Higher Education Area (EHEA) since 2003. The EHEA is an initiative promoted by the European Union that aims to organize the international training framework and harmonize the higher education systems of the member countries of this space. The project promotes common values, the implementation of collaborative tools and strengthening its quality assurance mechanisms to enhance collaboration and mobility among students, researchers and academics.

This **TECH Global University** private qualification is a European program of continuing education and professional updating that guarantees the acquisition of competencies in its area of knowledge, providing a high curricular value to the student who completes the program.

Title: **Postgraduate Certificate in Involuntal Periorbital Changes and Periocular Aesthetics**

Modality: **online**

Duration: **6 weeks**

Accreditation: **6 ECTS**



future

health confidence people

education information tutors

guarantee accreditation teaching

institutions technology learning

community commitment

tech global university

personalized service innovation

knowledge present online training

development languages

virtual classroom

Postgraduate Certificate

Involitional Periorbital Changes
and Periocular Aesthetics

- » Modality: online
- » Duration: 6 weeks
- » Certificate: TECH Global University
- » Accreditation: 6 ECTS
- » Schedule: at your own pace
- » Exams: online

Postgraduate Certificate

Involutional Periorbital Changes and Periocular Aesthetics

