

# Postgraduate Certificate

## Invasive Treatment of Endometriosis





## Postgraduate Certificate Invasive Treatment of Endometriosis

- » Modality: online
- » Duration: 6 weeks
- » Certificate: TECH Global University
- » Credits: 6 ECTS
- » Schedule: at your own pace
- » Exams: online

Website: [www.techtute.com/us/medicine/postgraduate-certificate/postgraduate-certificate-invasive-treatment-endometriosis](http://www.techtute.com/us/medicine/postgraduate-certificate/postgraduate-certificate-invasive-treatment-endometriosis)

# Index

01

Introduction

---

*p. 4*

02

Objectives

---

*p. 8*

03

Course Management

---

*p. 12*

04

Structure and Content

---

*p. 16*

05

Methodology

---

*p. 20*

06

Certificate

---

*p. 28*

01

# Introduction

Endometriosis surgery has undergone certain controversial changes in recent years that need to be evaluated in depth. In this high-level program, we delve into the surgical techniques depending on the type of endometriosis.

You will have the most advanced didactic resources and the most innovative and updated knowledge in Invasive Treatment of Endometriosis. A unique training that stands out for the quality of its contents and its excellent teaching staff, composed of prestigious professionals.

A grayscale ultrasound image of a pelvic region, showing a large, dark, anechoic area with a red overlay indicating motion strain or strain rate. The red overlay is concentrated in a diagonal line across the upper part of the image. The background shows the typical speckled texture of soft tissue. The text 'endometrioma' is overlaid in a white box at the bottom center.

**endometrioma**

“

*With this program we want to meet your objective of acquiring superior training in this highly demanded field"*

From the point of view of superficial endometriosis, this training will evaluate the technique of excision of endometriosis with respect to plain diagnostic laparoscopy. Surgery for adnexal endometriosis, especially ovarian endometriosis, has undergone certain changes due to its effect on sterility and ovarian reserve. Therefore, evaluating with the patient her reproductive desire is crucial before this type of surgery. Thus, being concise in endometrioma surgery has become crucial. Similarly, surgery for tubal endometriosis must be evaluated very precisely prior to tubal surgery, so it will be essential to know both the surgical techniques and their indication.

Deep endometriosis surgery is, of course, the type of surgery that requires the most specialization and expertise. Acquiring knowledge from the point of view of urology or general surgery is basic to be able to perform endometriosis surgeries that invade both the genitourinary tract and the digestive system. In addition, the surgical techniques indicated for each type of endometriosis will be shown. In a complementary way, knowing all the possible complications and knowing how to treat them is part of the specialization in endometriosis surgery. No less important is the treatment of recurrences, therefore, pre and post-surgery treatment and follow-up of these patients will be discussed in depth.

This Postgraduate Certificate is designed to help professionals to better treat their patients affected by endometriosis. Effective education and training in the Invasive Treatment of Endometriosis is provided through practical and theoretical teaching by senior faculty.

For all these reasons, TECH has designed this Postgraduate Certificate, which will specialize the professional to develop a comprehensive approach to their patients from a multidisciplinary point of view, thanks to the content developed by doctors from different specialties. An intensive program, designed to learn about the technologies, materials and treatments of this discipline and including a complete perspective of the techniques used in Endometriosis, will allow you to specialize in an effective and responsible way. In this way, this postgraduate course provides high level training that seeks excellence.

The **Postgraduate Certificate in Invasive Treatment to Endometriosis** contains the scientific most complete and up-to-date educational program on the market. The most important features of the program include:

- ♦ The development of case studies presented by experts in Endometriosis.
- ♦ The graphic, schematic, and eminently practical contents with which they are created, provide scientific and practical information on the disciplines that are essential for professional practice.
- ♦ New developments in Endometriosis Techniques
- ♦ Practical exercises where self-assessment can be used to improve learning.
- ♦ Special emphasis on innovative methodologies in Endometriosis techniques.
- ♦ Theoretical lessons, questions to the expert, debate forums on controversial topics, and individual reflection assignments
- ♦ Content that is accessible from any fixed or portable device with an Internet connection



*A Postgraduate Certificate created to take the professional through the essential knowledge in Endometriosis, which they will be able to apply in their daily practice"*

“

*Expand your knowledge through this Postgraduate Certificate and specialize in Endometriosis to achieve excellence in this field"*

*This Postgraduate Certificate 100% online course will allow you to combine your studies with your professional work while increasing your knowledge in this field.*

The teaching staff includes medical professionals who bring their experience to this training program, as well as renowned specialists from leading societies and prestigious universities.

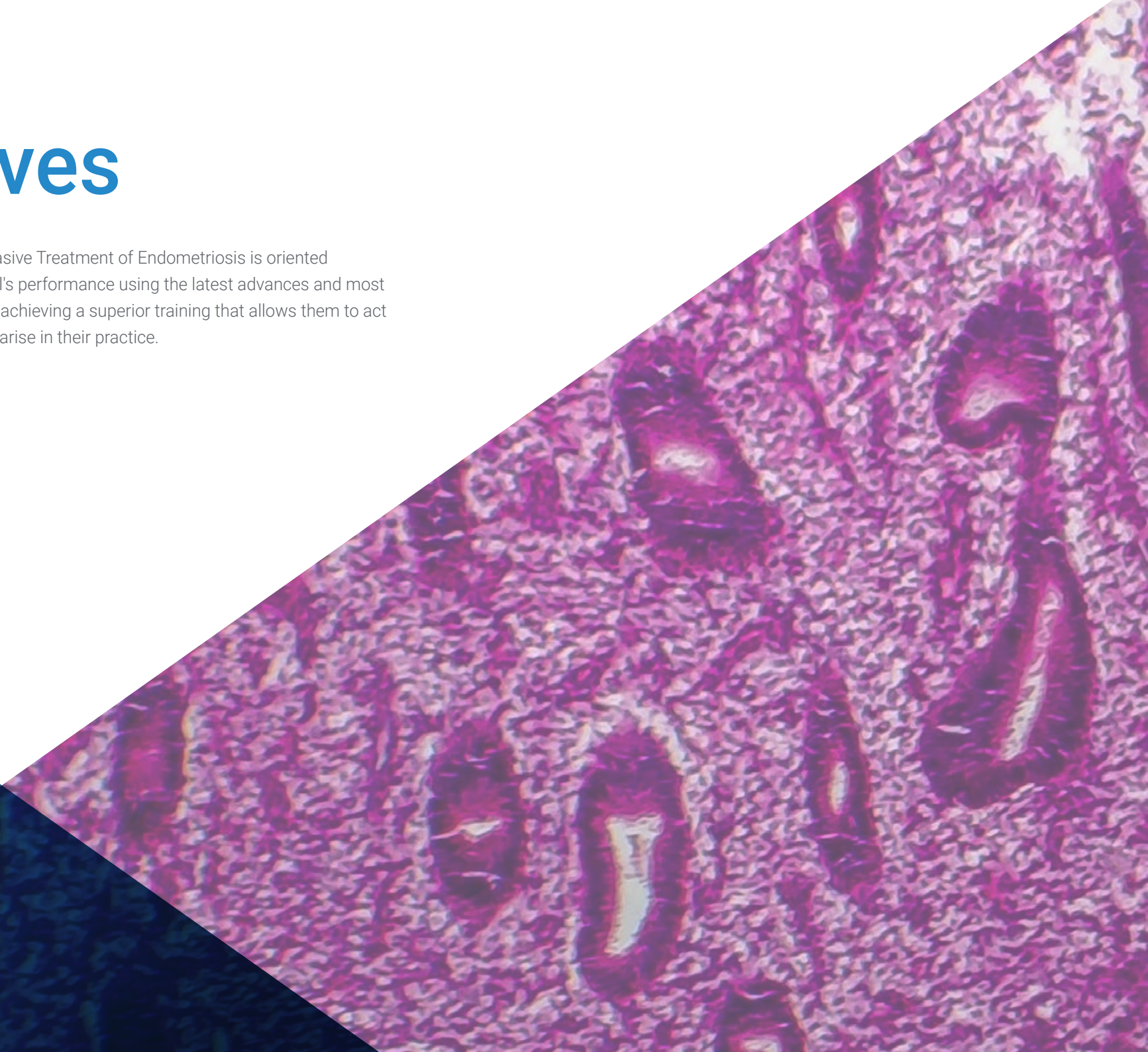
The multimedia content, developed with the latest educational technology, will provide the professional with situated and contextual learning, i.e., a simulated environment that will provide immersive training programmed to train in real situations.

This program is designed around Problem Based Learning, whereby the physician must try to solve the different professional practice situations that arise during the academic year. For this purpose, the professional will be assisted by an innovative interactive video system created by renowned and experienced experts in Endometriosis.



# 02 Objectives

The Postgraduate Certificate in Invasive Treatment of Endometriosis is oriented towards facilitating the professional's performance using the latest advances and most innovative treatments in the sector, achieving a superior training that allows them to act with total security in the cases that arise in their practice.





“

*At TECH, our objective is to offer you the most complete training in Endometriosis so that you reach a higher level of training which will propel you to elite professional level”*



## General Objectives

---

- ♦ Develop your educational and professional expertise in all the core areas of Endometriosis, giving you the appropriate knowledge, understanding and professional skills to improve the management of the patient with this chronic disease
- ♦ Develop leadership skills in Endometriosis, so that you will be able to form a multidisciplinary team focused on this pathology
- ♦ Acquire an understanding of the processes involved in the etiopathogenesis and pathophysiology of endometriosis, as well as their epidemiological aspects, which will provide adequate knowledge to provide a correct clinical history of the disease
- ♦ Achieve sufficient skills to make a diagnostic approach to the patient through the clinical symptoms they present. Broaden knowledge about less frequent symptomatology
- ♦ Explore in depth the different diagnostic approaches to Endometriosis from a critical perspective of routine clinical practice. Analyze combined diagnostic criteria
- ♦ Gain knowledge of diagnostic techniques in research ranging from immunology to genetics and epigenetics. Develop competencies to know how to interpret results and in which situations to apply them
- ♦ Achieve competent skills for the correct classification of Endometriosis. Know the types of Endometriosis and their severities according to different classifications
- ♦ Develop the ability to have an integrative vision of adenomyosis. Ability to diagnose, follow up and treat patients affected by this disease. Know in depth the current fields of research
- ♦ Gain an in-depth knowledge of Endometriosis from the treatment point of view. Deepen the knowledge of new medical therapies. Knowledge of new therapeutic lines of research.
- ♦ Acquire knowledge of the most appropriate surgical techniques depending on the patient's situation and the type of Endometriosis. Increase knowledge about complications and their treatment
- ♦ Deepen knowledge about the medical and preventive aspects of the effects of Endometriosis from the field of reproductive medicine. Know the perspectives of embryology and the in vitro fertilization laboratory.
- ♦ Know in depth, the associations with different pathological situations. Expand knowledge of the management of Endometriosis associated with autoimmune diseases. Learn more about cancer risk and the different diagnostic and preventive approaches



## Specific Objectives

---

- ◆ In-depth knowledge of the surgical treatments of the endometriosis Deepen in their applications and potential risks and benefits of each one of them
- ◆ Understand superficial endometriosis from a surgical point of view with the application of the different techniques for its excision Assess the consequences of surgery
- ◆ Know how to apply the appropriate surgical techniques in the treatment of ovarian endometrioma in order to obtain a minor damage in the ovarian reserve of the patient Know the different types of tubal surgery and intraoperative diagnostic techniques
- ◆ Deepen in the surgical treatment of bladder endometriosis, from a cystoscopic and laparoscopic point of view Know the risks and consequent complications and their possible treatment
- ◆ Deepen in the surgery of deep endometriosis at the level of the recto-vaginal septum and uterosacral ligaments Know the risks and complications Know which surgical techniques are the most appropriate in each case
- ◆ Acquire the knowledge for a correct surgery in deep bowel endometriosis Know the preparation of patients and the complementary tests required prior to surgery Know how to deal with complications and know what they are in advance
- ◆ Know in depth how extraperitoneal endometriosis is approached surgically, from the perspective of the affected organs Know the risks and benefits of surgery
- ◆ Know the applications of interventional radiology in the non-invasive treatment of peritoneal and extraperitoneal endometriosis Know in depth the indication for uterine artery embolization

03

# Course Management

The program includes in its teaching staff leading experts in Endometriosis, who bring to this training the experience from their work. Additionally, other recognized experts participate in its design and preparation, completing the program in an interdisciplinary manner.

“

*Leading experts in Gynecology and obstetrics  
have come together to share with you all their  
knowledge in this field"*

## International Guest Director

Dr. Stephen Kennedy has a long career in the field of Reproductive Medicine. In this field, he directs the Oxford Institute of Maternal and Perinatal Health. He has also served as Director of the Nuffield Department of Women's and Reproductive Health. His research focuses on all aspects of women's health, including maternal and fetal health, the study of cancer, and reproductive and genetic medicine. In particular, he has been internationally recognized as a leader in the study and treatment of Endometriosis, a gynecological disorder that is estimated to affect nearly 200 million women worldwide.

Throughout his extensive experience he has participated in the design and validation of the Oxford Endometriosis Health Profile tool. This disease-specific assessment was the first to be based on Patient-Reported Outcomes. It therefore uses self-identified data to measure the wide range of consequences that the pathology can produce in women's lives, from physical pain to emotional distress. This tool is used in numerous clinical trials to evaluate the efficacy of medical and surgical treatments.

In addition, he co-leads the INTERGROWTH-21st project, a large-scale multidisciplinary initiative involving health institutions from more than 10 geographically diverse countries. Its goal is to assess fetal and newborn growth under optimal and suboptimal conditions, such as exposure to malaria, HIV and malnutrition.

Dr. Stephen Kennedy has published an extensive list of scientific papers focusing on Reproductive Medicine. In addition, he has served as an Advisor to the World Foundation for Endometriosis Research and has acted as a consultant to several pharmaceutical companies.



## Dr. Kennedy, Stephen

---

- ♦ Director of the Institute of Maternal and Perinatal Health, Oxford, United Kingdom
- ♦ Director of the Nuffield Department of Women's and Reproductive Health
- ♦ Professor of Reproductive Medicine, Oxford University
- ♦ Director of the INTERGROWTH-21st Project
- ♦ Research Fellow in Reproductive Medicine
- ♦ Degree in Experimental Psychology from Keble College, Oxford

“

*Thanks to TECH, you will be able to learn with the best professionals in the world”*

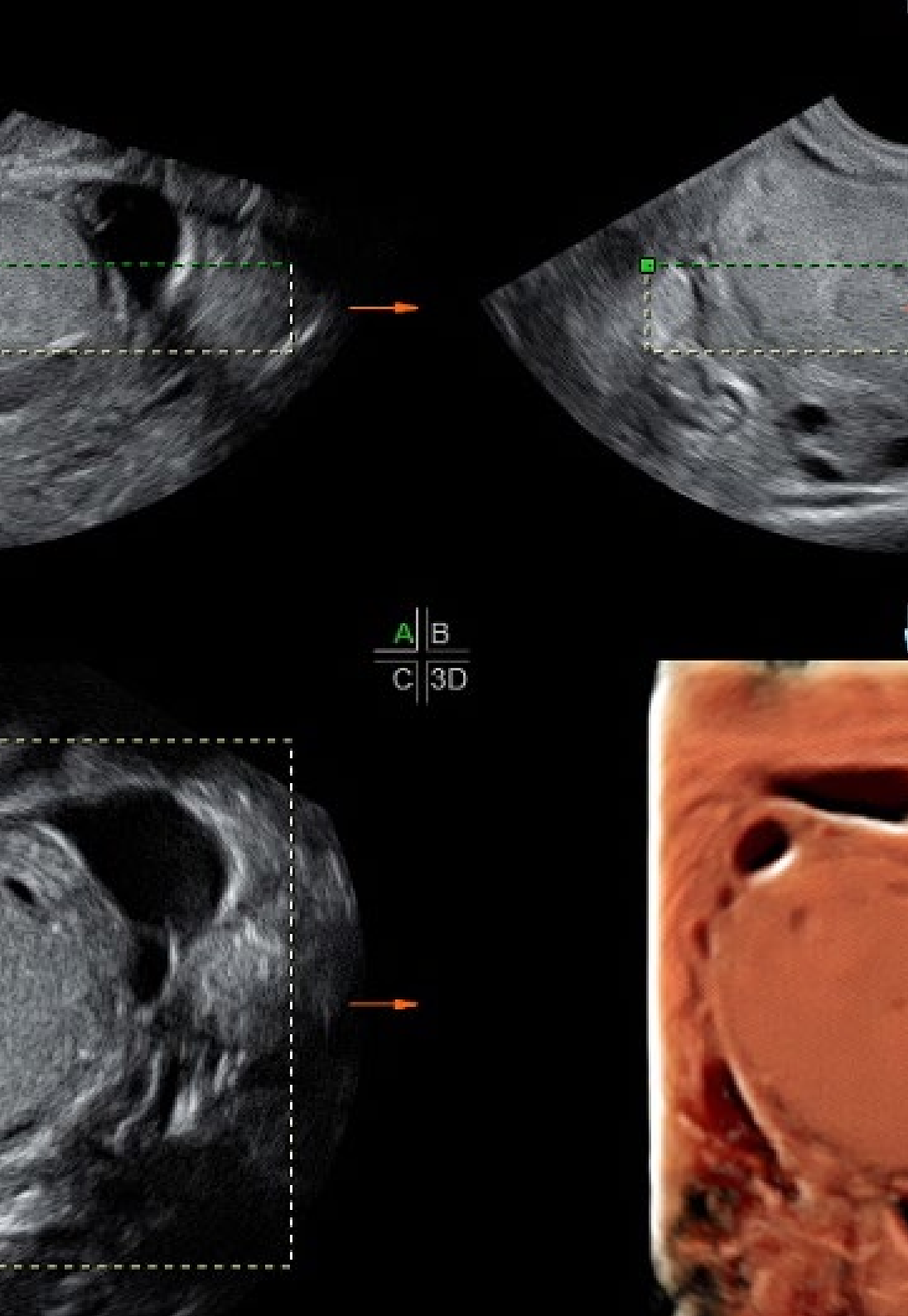
## Management



### Dr. Moliner Renau, Belén

- ◆ Director, Endometriosis Unit at Instituto Bernabeu
- ◆ Head of the Reproductive Medicine Ultrasound Department at Instituto Bernabeu.
- ◆ Coordinator of the "Image and Fertility" Working Group of the Spanish Fertility Society.
- ◆ Specialist in Obstetrics and Gynecology via MIR. Clinical University Hospital of Valencia
- ◆ Doctor in Medicine and "Cum Laude" Surgery. University of Valencia
- ◆ Master's Degree in Human Reproduction, Rey Juan Carlos University.
- ◆ Master's Degree in Research Methodology, Autonomous University of Barcelona.
- ◆ Advanced studies for the use of STATA in biomedical research. Autonomous University of Barcelona
- ◆ Expert in Medical Genetics. University of Valencia
- ◆ Master in autoimmune diseases
- ◆ University Certificate of Introduction to Regenerative Medicine: Biology and Applications of Human Stem Cells. University of Valencia





## Professors

### Dr. Martín-Ondarza González, Carmen

- ◆ Head of the Obstetrics and Gynecology Department, Hospital de Móstoles. Head of the Gynecological Surgery Section, Instituto Bernabeu

### Dr. Prieto Chaparro, Luis

- ◆ Urology Area Specialist, General University Hospital in Elche, Spain. Urologist, Bernabeu Institute of Alicante

04

# Structure and Content

The structure of the contents has been designed by the best professionals in the field of endometriosis, with extensive experience and recognized prestige in the profession, backed by the volume of cases reviewed, studied and intervened in, and with ample command of new technologies applied to teaching.



“

*This Postgraduate Certificate contains the most complete and up-to-date scientific program on the market, which makes it your best study option"*

## Module 1. Invasive Treatment of Endometriosis

- 1.1. Surgical Approaches to Superficial Endometriosis
- 1.2. Surgical Approaches to Adnexal Endometriosis
- 1.3. Surgery for Bladder and Ureteral Endometriosis
- 1.4. Endometriosis Surgery of the Rectovaginal Septum and Uterosacral Ligaments
- 1.5. Intestinal Endometriosis Surgery
- 1.6. Extraperitoneal Endometriosis Surgery
- 1.7. Radical Genital Surgery in Patients with Endometriosis
- 1.8. Endometriosis Post Surgery Complications
- 1.9. Noninvasive Treatment from Interventional Radiology
- 1.10. Post-Surgery Follow-up and Treatment



“

*A unique, key, and decisive training experience to boost your professional development”*

05

# Methodology

This training program provides you with a different way of learning. Our methodology is developed through a cyclical learning mode: **Relearning**.

This teaching system is used in the most prestigious medical schools in the world, and major publications such as the **New England Journal of Medicine** have considered it to be one of the most effective.



“

*Discover Re-learning, a system that abandons conventional linear learning, to take you through cyclical teaching systems: a way of learning that has proven to be extremely effective, especially in subjects that require memorization"*

## At TECH we use the Case Method

In a given situation, what would you do? Throughout the program, you will be presented with multiple simulated clinical cases based on real patients, where you will have to investigate, establish hypotheses and, finally, resolve the situation. There is abundant scientific evidence on the effectiveness of the method. Specialists learn better, faster, and more sustainably over time.

*With TECH you can experience a way of learning that is shaking the foundations of traditional universities around the world.*



According to Dr. Gervas, the clinical case is the annotated presentation of a patient, or group of patients, which becomes a "case", an example or model that illustrates some peculiar clinical component, either because of its teaching potential or because of its uniqueness or rarity. It is essential that the case is based on current professional life, trying to recreate the real conditions in professional medical practice.



“

*Did you know that this method was developed in 1912 at Harvard for law students? The case method consisted of presenting students with real-life, complex situations for them to make decisions and justify their decisions on how to solve them. In 1924, Harvard adopted it as a standard teaching method”*

The effectiveness of the method is justified by four fundamental achievements:

1. Students who follow this method not only grasp concepts, but also develop their mental capacity by evaluating real situations and applying their knowledge.
2. The learning process has a clear focus on practical skills that allow the student to better integrate into the real world.
3. Ideas and concepts are understood more efficiently, given that the example situations are based on real-life.
4. Students like to feel that the effort they put into their studies is worthwhile. This then translates into a greater interest in learning and more time dedicated to working on the course.



## Re-Learning Methodology

At TECH we enhance the Harvard case method with the best 100% online teaching methodology available: Re-learning.

Our University is the first in the world to combine the study of clinical cases with a 100% online learning system based on repetition, combining a minimum of 8 different elements in each lesson, which represent a real revolution with respect to simply studying and analyzing cases.



*The physician will learn through real cases and by solving complex situations in simulated learning environments. These simulations are developed using state-of-the-art software to facilitate immersive learning.*

At the forefront of world teaching, the Re-learning method has managed to improve the overall satisfaction levels of professionals who complete their studies, with respect to the quality indicators of the best Spanish-speaking online university (Columbia University).

With this methodology we have trained more than 250,000 physicians with unprecedented success, in all clinical specialties regardless of the surgical load. All this in a highly demanding environment, where the students have a strong socio-economic profile and an average age of 43.5 years.

*Re-learning will allow you to learn with less effort and better performance, involving you more in your specialization, developing a critical mindset, defending arguments, and contrasting opinions: a direct equation to success.*

In our program, learning is not a linear process, but rather a spiral (we learn, unlearn, forget, and re-learn). Therefore, we combine each of these elements concentrically.

The overall score obtained by our learning system is 8.01, according to the highest international standards.



In this program you will have access to the best educational material, prepared with you in mind:



#### Study Material

All teaching material is produced by the specialists who teach the course, specifically for the course, so that the teaching content is highly specific and precise.

This content is then adapted in an audiovisual format that will create our way of working online, with the latest techniques that allow us to offer you high quality in all of the material that we provide you with.



#### Latest Techniques and Procedures on Video

We introduce you to the latest techniques, to the latest educational advances, to the forefront of current medical techniques. All this, in first person, with the maximum rigor, explained and detailed for your assimilation and understanding. And best of all, you can watch them as many times as you want.



#### Interactive Summaries

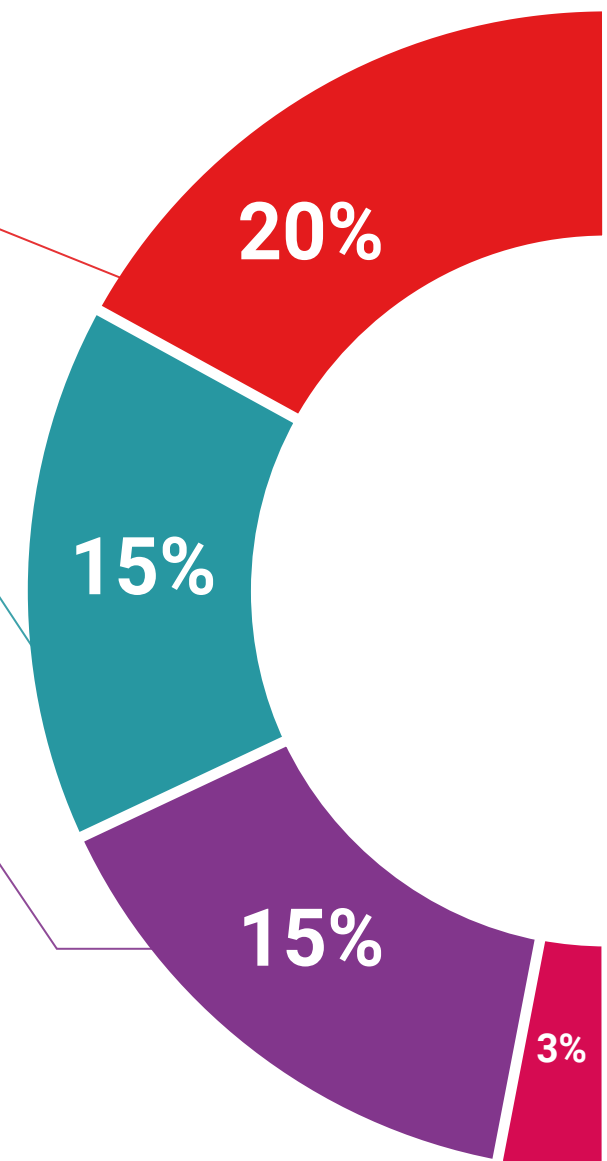
We present the contents attractively and dynamically in multimedia lessons that include audio, videos, images, diagrams, and concept maps in order to reinforce knowledge.

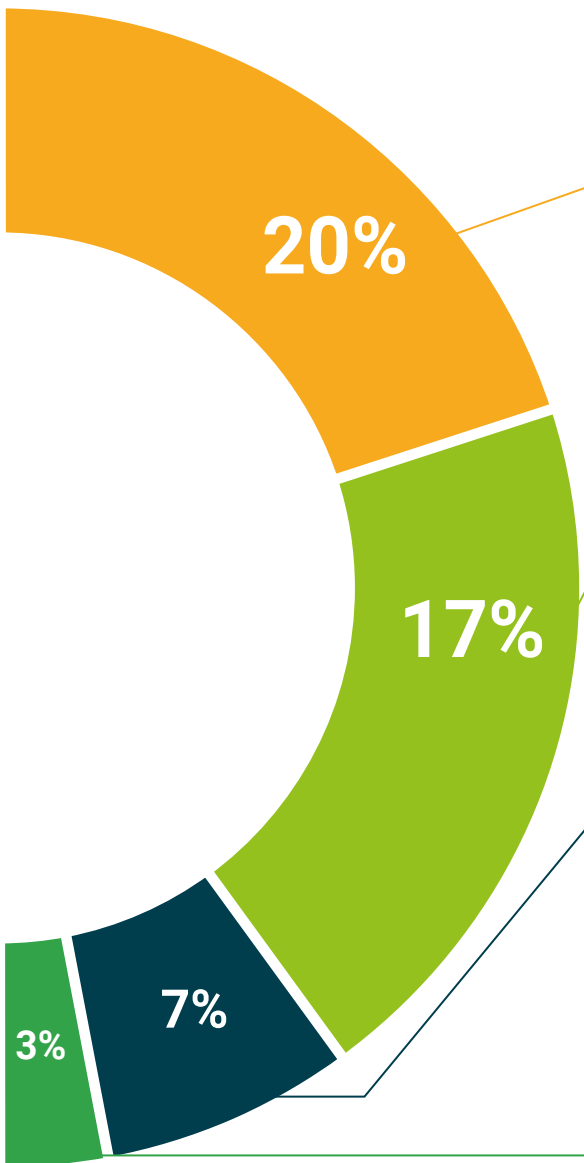
This unique multimedia content presentation training system was awarded by Microsoft as a "European Success Story".



#### Additional Reading

Recent articles, consensus documents, international guides. in our virtual library you will have access to everything you need to complete your training.





**Expert-Led Case Studies and Case Analysis**

Effective learning ought to be contextual. Therefore, we will present you with real case developments in which the expert will guide you through focusing on and solving the different situations: a clear and direct way to achieve the highest degree of understanding.



**Testing & Re-testing**

We periodically evaluate and re-evaluate your knowledge throughout the program, through assessment and self-assessment activities and exercises: so that you can see how you are achieving your goals.



**Classes**

There is scientific evidence suggesting that observing third-party experts can be useful.

Learning from an expert strengthens knowledge and memory, and generates confidence in our future difficult decisions.



**Quick Action Guides**

We offer you the most relevant contents of the course in the form of worksheets or quick action guides. A synthetic, practical, and effective way to help you progress in your learning.



# 06 Certificate

In addition to the most rigorous and up-to-date training, the Postgraduate Certificate in Invasive Treatment of Endometriosis guarantees access to a Postgraduate Certificate issued by TECH Global University.



“

*Successfully complete this training and receive your university degree without travel or laborious paperwork”*

This program will allow you to obtain your **Postgraduate Certificate in Invasive Treatment of Endometriosis** endorsed by **TECH Global University**, the world's largest online university.

**TECH Global University** is an official European University publicly recognized by the Government of Andorra (**official bulletin**). Andorra is part of the European Higher Education Area (EHEA) since 2003. The EHEA is an initiative promoted by the European Union that aims to organize the international training framework and harmonize the higher education systems of the member countries of this space. The project promotes common values, the implementation of collaborative tools and strengthening its quality assurance mechanisms to enhance collaboration and mobility among students, researchers and academics.

This **TECH Global University** title is a European program of continuing education and professional updating that guarantees the acquisition of competencies in its area of knowledge, providing a high curricular value to the student who completes the program.

Title: **Postgraduate Certificate in Invasive Treatment of Endometriosis**

Modality: **online**

Duration: **6 weeks**

Accreditation: **6 ECTS**





health future confidence people education information tutors guarantee accreditation teaching institutions technology learning community commitment personalized service innovation knowledge present quality online development languages virtual classroom



## Postgraduate Certificate

### Invasive Treatment of Endometriosis

- » Modality: online
- » Duration: 6 weeks
- » Certificate: TECH Global University
- » Credits: 6 ECTS
- » Schedule: at your own pace
- » Exams: online

# Postgraduate Certificate

## Invasive Treatment of Endometriosis

