

Postgraduate Certificate

Interventional Techniques in Pain



Postgraduate Certificate Interventional Techniques in Pain

- » Modality: online
- » Duration: 6 weeks
- » Certificate: TECH Technological University
- » Dedication: 16h/week
- » Schedule: at your own pace
- » Exams: online

Website: www.techtute.com/pk/medicine/postgraduate-certificate/interventional-techniques-pain

Index

01

Introduction

p. 4

02

Objectives

p. 8

03

Course Management

p. 12

04

Structure and Content

p. 18

05

Methodology

p. 22

06

Certificate

p. 30

01

Introduction

Learning how to manage patients' pain should be one of the main tasks of healthcare professionals, but it is not only necessary for them to be familiar with the most commonly used drugs in each treatment, but also with analgesic techniques that go beyond pharmacological therapy. Therefore, it is necessary for physicians, mainly those in the field of Anesthesiology and Resuscitation, to keep up to date with training such as this Postgraduate Certificate in Interventional Techniques in Pain.



“

Healthcare professionals will find in this training a unique opportunity to increase their knowledge in interventional techniques in pain”

This Postgraduate Certificate has been designed by anesthesiologists with extensive experience in pain management, both acute and chronic, in daily clinical practice, so it offers Students a global vision of the clinical problem of pain in our environment.

Thanks to this training, students will learn, in a detailed and updated way, the invasive procedures used for pain control, especially in the field of chronic pain. The material has been designed with a clear practical approach that provides essential notions for the correct practice of these techniques.

In addition, the anesthetic/analgesic techniques carried out in surgical blocks and chronic pain units are detailed in different chapters and in an individualized manner, showing their usefulness, indications and contraindications, and the technical methodology for their safe performance.

Neurosurgical techniques for pain control are also an important focus of this training. These are complex and novel techniques that are proving to be effective in situations of uncontrolled pain with other analgesic strategies, which require specific knowledge and training on the part of the practitioners.

After completing and passing the course, students will have acquired the theoretical knowledge necessary to carry out an effective approach to pain in the main areas of action of the anesthesiologist.

This **Postgraduate Certificate in Interventional Techniques in Pain** contains the most complete and up-to-date Educational program on the market. The most important features of the course are:

- ♦ Practical cases presented by experts in Interventional Techniques in Pain
- ♦ The graphic, schematic, and eminently practical contents with which they are created, provide scientific and practical information on the disciplines that are essential for professional practice.
- ♦ Novelties in Interventional Techniques in Pain
- ♦ Practical exercises where self-assessment can be used to improve learning
- ♦ Special emphasis on innovative methodologies in Interventional Techniques in Pain
- ♦ Theoretical lessons, questions to the expert, debate forums on controversial topics, and individual reflection assignments.
- ♦ Content that is Accessible from any Fixed or Portable device with an Internet Connection



With this Postgraduate Certificate in Interventional Techniques in Pain you will be able to improve your daily practice"

“

This course may be the best investment you can make when choosing a refresher program for two reasons: in addition to updating your knowledge in Interventional Techniques in Pain, you will obtain a certificate from TECH Technological University"

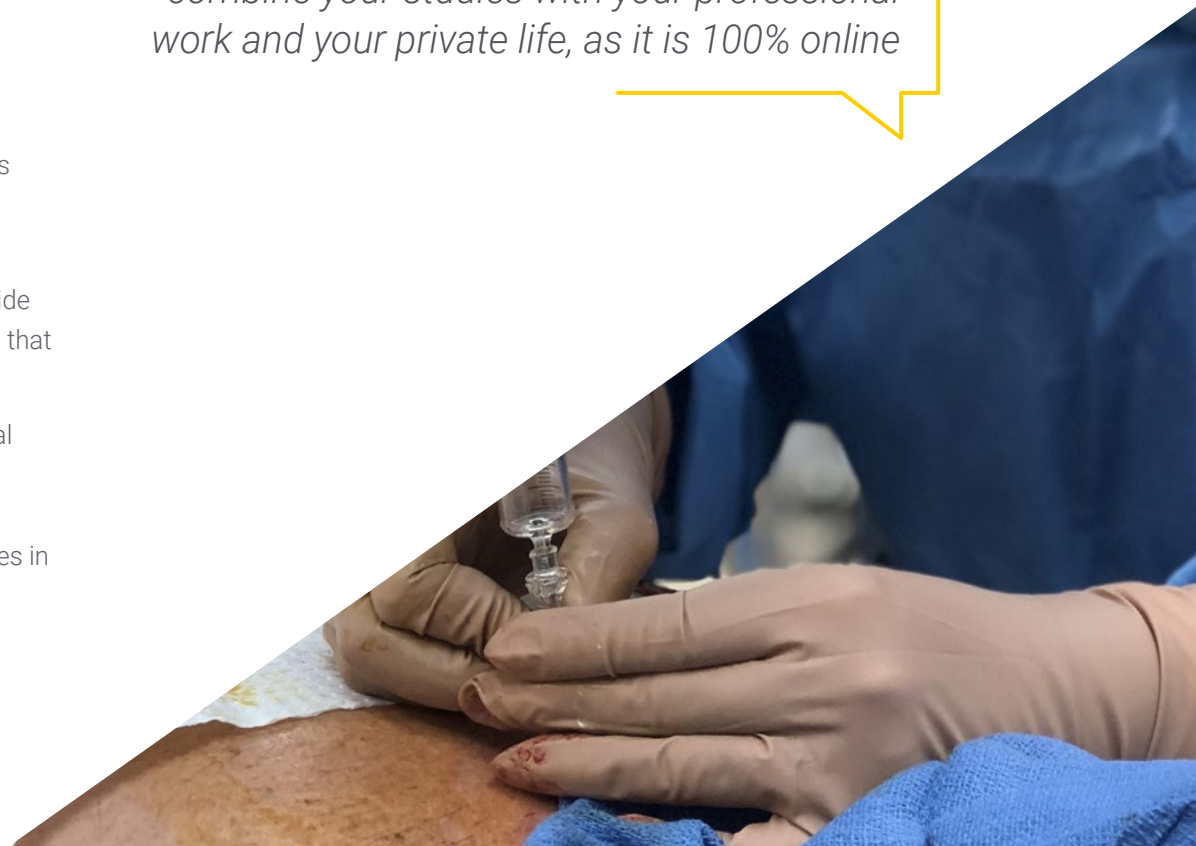
Don't miss the opportunity to join our team You will be able to work with the best didactic material

This Postgraduate Certificate will allow you to combine your studies with your professional work and your private life, as it is 100% online

The teaching staff includes professionals from the field of Interventional Techniques in Pain, who bring their experience to this training program, as well as renowned specialists from leading communities and prestigious universities.

The multimedia content, developed with the latest educational technology, will provide the professional with situated and contextual learning, i.e., a simulated environment that will provide immersive training programmed to train in real situations.

This program is designed around Problem Based Learning, whereby the professional must try to solve the different professional practice situations that arise during the academic year. For this purpose, the professional will be assisted by an innovative interactive video system developed by renowned experts in Interventional Techniques in Pain, and with great medical experience.



02 Objectives

The Postgraduate Certificate in Interventional Techniques in Pain is designed to facilitate the performance of medical professionals by providing them with the latest advances and the most innovative treatments in the sector.



“

*If you want to increase your knowledge in
Interventional Techniques in Pain, this will
be your best option"*



General Objective

- ♦ Update Knowledge on Pathophysiology, Neuroanatomy, and Etiopathogenesis of Pain
- ♦ Acquire the Skills to Adequately Assess Pain Based on the Patient's Clinical History and Physical Examination
- ♦ Obtain the Necessary Knowledge to Determine the Diagnostic Methodology in the Patient Suffering from Pain
- ♦ Establish the updated theoretical basis of pharmacological therapies useful in the treatment of pain
- ♦ Know the Advances in Non-pharmacological Therapies and Invasive Therapies in the Control of Acute and Chronic Pain
- ♦ Develop Competencies for the Adequate Control of Pain in the Perioperative Period in Different Clinical Situations and Surgical Procedures
- ♦ Broaden Knowledge of Pain Management in the Gynecological and Obstetrical Field
- ♦ Delve into the Most Relevant Concepts of Pain Management in Pediatric Patients
- ♦ Achieve the Ability to Define, Evaluate, and Determine the Diagnostic and Therapeutic Approach in Patients with Chronic Pain of Neuropathic, Musculoskeletal, Oncologic, and Visceral Origin





Specific Objectives

- Deepen the Knowledge of Invasive Analgesic Therapies in Pain Control
- Acquire Concepts on Muscle Blocks and Joint Blocks for Diagnostic and Therapeutic Purposes
- Learn about Invasive Techniques for Facet Blocks, Indications, and Contraindications
- Integrate Knowledge about the Use of Radiofrequency for Pain Control at Different Anatomical Levels: Dorsal Root Ganglia, Sympathetic Ganglia..
- Assimilate Knowledge of Highly Specialized Analgesic Therapies such as Epidurolysis and Epiduroscopy
- Understand and know how to Implement Analgesic Methods Based on Medullary or Ganglionic Implantable Devices and Intrathecal Infusion Systems



Update your knowledge through the Postgraduate Certificate in Interventional Techniques in Pain"



03

Course Management

The program's teaching staff includes leading experts in Interventional Techniques in Pain, who bring the experience of their work to this training. Additionally, other recognized specialists participate in its design and preparation, which means that the program is developed in an interdisciplinary manner.





“

Leading professionals in the field have come together to teach you the latest advances in Interventional Techniques in Pain”

International Guest Director

Dr. Shehebar specializes in sports/spinal pain management, musculoskeletal medicine and cancer pain management. He utilizes several treatment modalities uniquely tailored to the patient. Each can expect a highly personalized, evidence-based medical evaluation to analyze, diagnose and treat pain symptoms or pain-related conditions.

Dr. Shehebar performs epidurals, medial branch (facet blocks), radiofrequency ablation, muscle trigger point injections, spinal cord/peripheral nerve stimulators, platelet rich plasma, joint and nerve injections using imaging guidance including fluoroscopy and ultrasonography. He is part of the comprehensive pain management subdepartment and is interested in employing multimodal therapies along with rehabilitation techniques.

Dr. Mourad M. Shehebar is an Assistant Professor of Anesthesiology, Perioperative and Pain Medicine at the Icahn School of Medicine at Mount Sinai. He received his undergraduate degree in Psychology and Biology from Baruch College in New York and his medical degree from the George Washington University School of Medicine and Health Sciences, Washington, D.C.

After a medical internship at Beth Israel Medical Center, Dr. Shehebar completed his board certification residency in Anesthesiology at the Icahn School of Medicine at Mount Sinai and, in addition, completed his fellowship in Interventional Pain Medicine at the Icahn School of Medicine at Mount Sinai.

As of January 2020, Dr. Shehebar has assumed the role of Associate Director of the Mount Sinai Pain Fellowship Program. In 2022, Dr. Shehebar has been promoted to Director of the Pain Management Fellowship Program at Mount Sinai.

He has been featured in New York Magazine and has also been named: Castle Connolly's Top Doctors New York Metro Area: 2021, 2022.



Dr. Shehebar, Mourad M.

- Director of the Pain Management Fellowship Program at Mount Sinai - New York
- Mount Sinai Health System Pain Unit Physician.
- Assistant Professor of Anesthesiology, Perioperative and Pain Medicine at the Icahn School of Medicine at Mount Sinai.
- Mount Sinai New York Pain Medicine Fellow
- Resident, Department of Anesthesiology Mount Sinai Hospital, New York
- Intern, Internal Medicine, Mount Sinai Beth Israel Internal Medicine
- Medical Degree, George Washington University, Washington D.C.
- B.A. Summa Cum Laude in Psychology and Biology from Baruch College in New York City

“

Thanks to TECH, you will be able to learn with the best professionals in the world”

Management



Dr. Arance García, Magdalena

- ♦ Degree in Medicine and Surgery from the University of Seville (July 2000)..
- ♦ Specialty in Anesthesia, Resuscitation, and Pain Therapy. Virgen Arrixaca University Hospital. Murcia 2002-2006
- ♦ Specialist in Anesthesiology and Resuscitation. Clinical Management Unit Surgical Block. Virgen del Rocío University Hospital (Seville)

Professors

Dr. Ángel Redondo, Lucía

- ♦ Degree in Medicine. Degree Obtained at the University of Seville. 2003-2011.
- ♦ Specialty in Anesthesia, Resuscitation, and Pain Therapy.
- ♦ Residency at the University Hospital San Pedro de Alcántara (Cáceres). 2014- 2018.
- ♦ FEA of Anesthesia, Resuscitation, and Pain Therapy.
- ♦ Andalusian Health Service. Virgen del Rocío University Hospital. Seville Chronic Pain Unit. Since 2018

Dr. Casado Pérez, Gloria

- ♦ Degree in Medicine and Surgery from the University of Seville, 2004.
- ♦ Master's Degree in Pain Treatment.2013. University of Seville.
- ♦ Specialist in Anesthesiology, Resuscitation, and Pain Management. MIR Training During the 2010-2014 in Virgen del Rocio University Hospitals. Seville
- ♦ Specialist in Anesthesiology and Resuscitation. Clinical Management Unit Surgical Block General Hospital Pain Treatment Unit.
- ♦ Virgen del Rocío University Hospital (Seville) Since 2014

Dr. Del Río Vellosillo, Mónica

- ◆ Degree in Medicine and Surgery. University of Valencia, July 25, 2003.
- ◆ Facultative Area Specialist. Virgen de la Arrixaca University Hospital (Maternal and Child Ward). Murcia Since 2010.
- ◆ Facultative Area Specialist. La Fe University Hospital (Maternal Pavilion). Valencia Since 2009.

Dr. Fernández Castellanos, Guiomar Rosel

- ◆ Degree in Medicine from the University of Granada. June 2011
- ◆ Master's Degree in Clinical Medicine Research. Miguel Hernández University of Elche. 2013-2014.
- ◆ Specialist in Anesthesiology and Resuscitation. Clinical Management Unit Surgical Block. Virgen del Rocío University Hospital (Seville)

Dr. Jiménez Pancho, Ana Isabel

- ◆ Degree in Medicine and Surgery from the University of Seville in June 2006.. TECH Master's Degree in Pain Treatment. Edition 2012-2013 taught by the University of Seville.
- ◆ Specialist in Anesthesiology, Resuscitation and Pain Therapy at the Virgen del Rocio University Hospital. Since 2015.

Dr. Jiménez Vázquez, Paula

- ◆ Degree in Medicine from the University of Cadiz. Class of 2004 - 2010.
- ◆ Master in Pain Treatment (5th edition). Degree from the University of Seville. Blended mode. 2016-2017.
- ◆ FEA of Anesthesiology and Resuscitation. Virgen del Rocío University Hospital, Seville Pain Unit. Since July 2018.



04

Structure and Content

The structure of the content has been designed by leading professionals in pain Interventional Techniques in Pain, with extensive experience and recognized prestige in the profession, backed by the volume of cases reviewed, studied, and diagnosed, and with extensive knowledge of new technologies applied to anesthesiology.



“

This Postgraduate Certificate in Special Techniques in Pain contains the most complete and up-to-date scientific program on the market”

Module 1. Interventional Pain Treatment

- 1.1. General Considerations on the Interventional Treatment of Pain
- 1.2. Diagnostic-therapeutic Blockade of Trigger and Musculotendinous Points. Deep Muscle Blockade
- 1.3. Joint Blockade of Shoulder, Knee, Coxo-femoral, Sacroiliac, and Other Joints
- 1.4. Interlaminar and Transforaminal Epidural Blockade Under Image Control
- 1.5. Blockade and Radiofrequency of Peripheral Nerves
- 1.6. Radiofrequency of Dorsal Root Ganglions: Cervical, Dorsal, Lumbar, or Sacral
- 1.7. Blockage and Radiofrequency of Medial Facet Branch at Cervical, Dorsal, and Lumbar Level
- 1.8. Cooled Radiofrequency
- 1.9. Blockade and Radiofrequency of Sympathetic Ganglia: Stellate, Lumbar Sympathetic, Hypogastric, Impar
- 1.10. Diagnostic-therapeutic Epidurolisis and Epiduroscopy
- 1.11. Neurosurgical Techniques I: Neurostimulation: Epidural Electrode Implantation for Spinal Cord Stimulation, Dorsal Root Ganglion (DRG) Electrode Implantation, Peripheral Stimulation Subcutaneous Electrode
- 1.12. Neurosurgical Techniques II: Implant of Intrathecal Infusion System.





“

*This training will allow you to advance
in your career comfortably"*

05 Methodology

This training program provides you with a different way of learning. Our methodology uses a cyclical learning approach: *Re-learning*.

This teaching system is used in the most prestigious medical schools in the world, and major publications such as the *New England Journal of Medicine* have considered it to be one of the most effective.



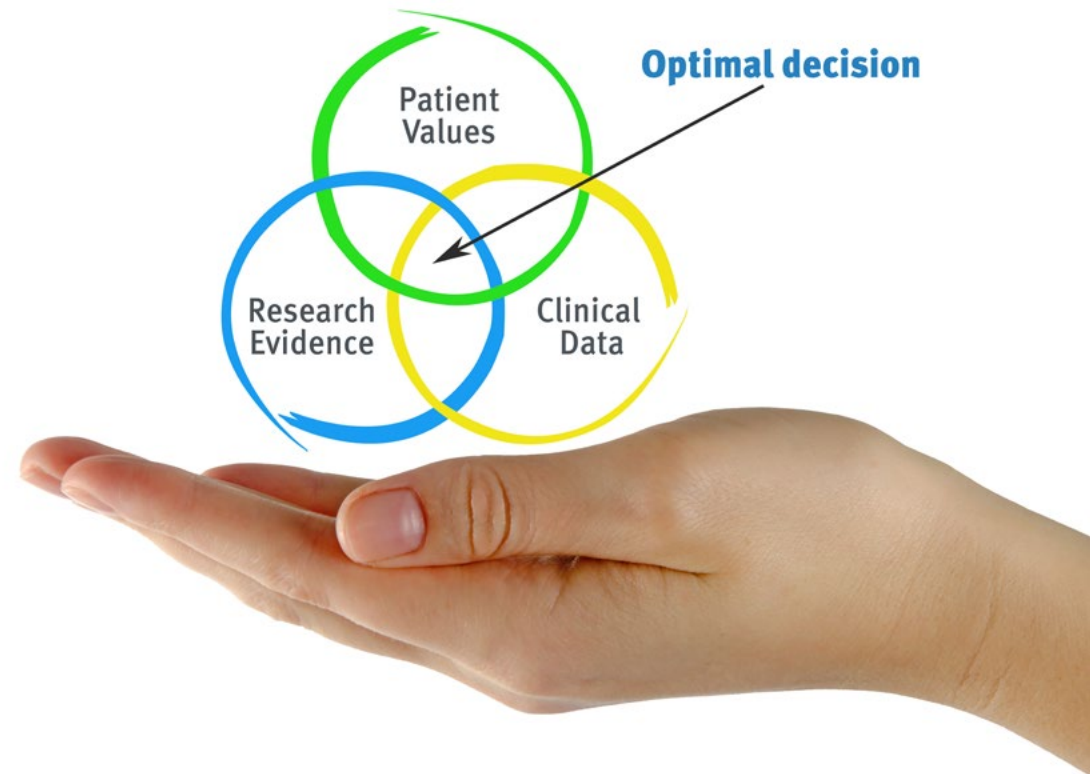
“

Discover Re-learning, a system that abandons conventional linear learning, to take you through cyclical teaching systems: a way of learning that has proven to be extremely effective, especially in subjects that require memorization"

At TECH we use the Case Method

In a given situation, what would you do? Throughout the program, you will be presented with multiple simulated clinical cases based on real patients, where you will have to investigate, establish hypotheses and, finally, resolve the situation. There is abundant scientific evidence on the effectiveness of the method. Specialists learn better, faster, and more sustainably over time.

With TECH you can experience a way of learning that is shaking the foundations of traditional universities around the world



According to Dr. Gérvas, the clinical case is the annotated presentation of a patient, or group of patients, which becomes a "case", an example or model that illustrates some peculiar clinical component, either because of its teaching potential or because of its uniqueness or rarity. It is essential that the case is based on current professional life, trying to recreate the real conditions in professional medical practice.

“

Did you know that this method was developed in 1912 at Harvard for law students? The case method consisted of presenting students with real-life, complex situations for them to make decisions and justify their decisions on how to solve them. In 1924, Harvard adopted it as a standard teaching method”

The effectiveness of the method is justified by four fundamental achievements:

1. Students who follow this method not only grasp concepts, but also develop their mental capacity by evaluating real situations and applying their knowledge.
2. The learning process has a clear focus on practical skills that allow the student to better integrate into the real world.
3. Ideas and concepts are understood more efficiently, given that the example situations are based on real-life.
4. Students like to feel that the effort they put into their studies is worthwhile. This then translates into a greater interest in learning and more time dedicated to working on the course.



Re-learning Methodology

At TECH we enhance the Harvard case method with the best 100% online teaching methodology available: Re-learning.

Our University is the first in the world to combine the study of clinical cases with a 100% online learning system based on repetition, combining a minimum of 8 different elements in each lesson, which represent a real revolution with respect to simply studying and analyzing cases.

The physician will learn through real cases and by solving complex situations in simulated learning environments These simulations are developed using state-of-the-art software to facilitate immersive learning



At the forefront of world teaching, the Re-learning method has managed to improve the overall satisfaction levels of professionals who complete their studies, with respect to the quality indicators of the best Spanish-speaking online university (Columbia University).

With this methodology we have trained more than 250,000 physicians with unprecedented success, in all clinical specialties regardless of the surgical load. All this in a highly demanding environment, where the students have a strong socio-economic profile and an average age of 43.5 years.

Re-learning will allow you to learn with less effort and better performance, involving you more in your specialization, developing a critical mindset, defending arguments, and contrasting opinions: a direct equation to success

In our program, learning is not a linear process, but rather a spiral (we learn, unlearn, forget, and re-learn). Therefore, we combine each of these elements concentrically.

The overall score obtained by our learning system is 8.01, according to the highest international standards



In this program you will have access to the best educational material, prepared with you in mind:



Study Material

All teaching material is produced by the specialists who teach the course, specifically for the course, so that the teaching content is highly specific and precise.

This content is then adapted in an audiovisual format that will create our way of working online, with the latest techniques that allow us to offer you high quality in all of the material that we provide you with.



Latest Techniques and Procedures on Video

We introduce you to the latest techniques, to the latest educational advances, to the forefront of current medical techniques. All this, in first person, with the maximum rigor, explained and detailed for your assimilation and understanding. And best of all, you can watch them as many times as you want.



Interactive Summaries

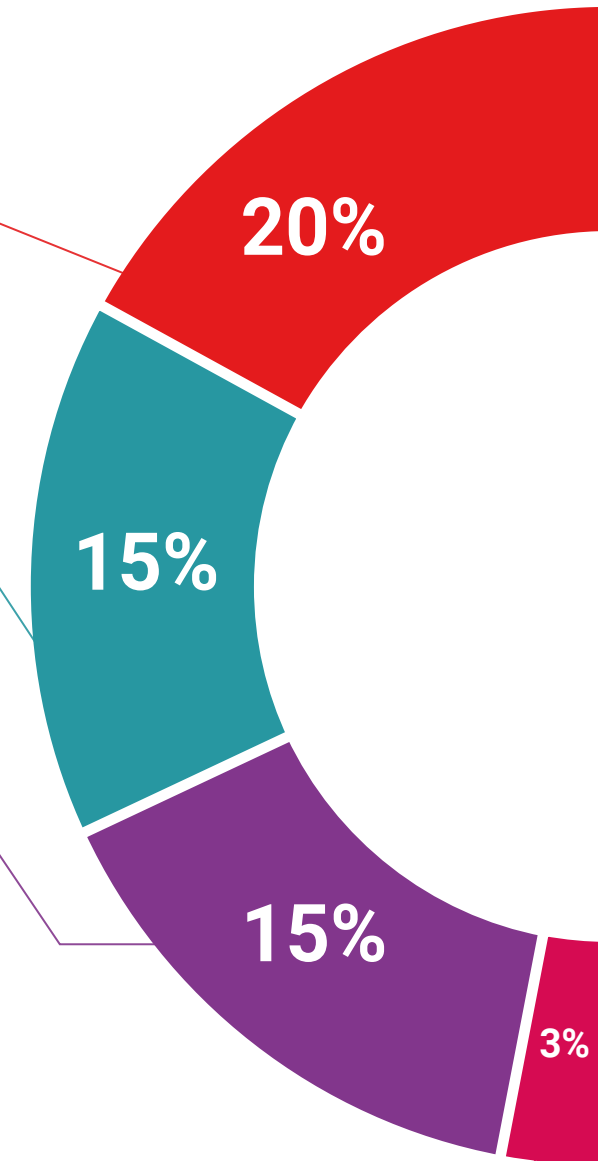
We present the contents attractively and dynamically in multimedia lessons that include audio, videos, images, diagrams, and concept maps in order to reinforce knowledge.

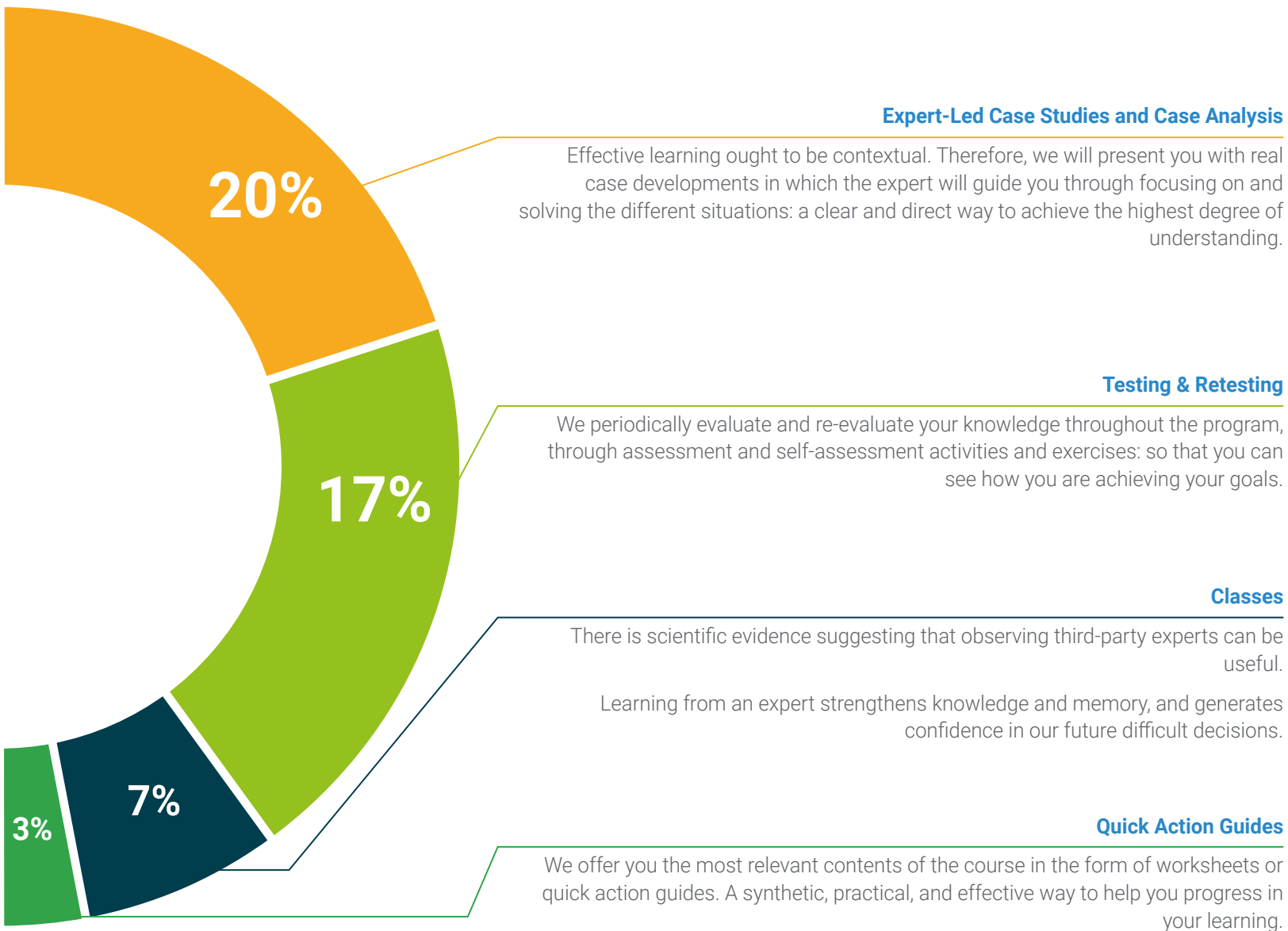
This unique multimedia content presentation training system was awarded by Microsoft as a "European Success Story".



Additional Reading

Recent articles, consensus documents, international guides. in our virtual library you will have access to everything you need to complete your training.





06 Certificate

The Postgraduate Certificate in Interventional Techniques in Pain guarantees you, in addition to the most rigorous and up-to-date training, access to a certificate issued by TECH Technological University.



“

Successfully complete this training and receive your certificate without the hassle of travel or paperwork"

This **Postgraduate Certificate in Interventional Techniques in Pain** contains the most complete and up-to-date scientific program on the market.

After the student has passed the assessments, they will receive their corresponding **Postgraduate Certificate** issued by **TECH Technological University** via tracked delivery.

The certificate issued by **TECH Technological University** will reflect the qualification obtained in the Postgraduate Certificate, and meets the requirements commonly demanded by labor exchanges, competitive examinations and professional career evaluation committees.

Title: **Interventional Techniques in Pain**

Official N° of Hours: **200 hours**.



future
health confidence people
education information tutors
guarantee accreditation teaching
institutions technology learning
community commitment
personalized service innovation
knowledge present
online training
development language
virtual classroom



Postgraduate Certificate Interventional Techniques in Pain

- » Modality: online
- » Duration: 6 weeks
- » Certificate: TECH Technological University
- » Dedication: 16h/week
- » Schedule: at your own pace
- » Exams: online

Postgraduate Certificate

Interventional Techniques in Pain