

Postgraduate Certificate Infections in Oncohematology



Postgraduate Certificate Infections in Oncohematology

- » Modality: online
- » Duration: 6 weeks
- » Certificate: TECH Technological University
- » Dedication: 16h/week
- » Schedule: at your own pace
- » Exams: online

Website: www.techtute.com/us/medicine/postgraduate-certificate/infections-oncohematology

Index

01

Introduction

p. 4

02

Objectives

p. 8

03

Structure and Content

p. 12

04

Methodology

p. 16

05

Certificate

p. 24

01

Introduction

Cancer and its treatments can weaken the immune system, increasing the risk of infections in oncohematologic patients. For this reason, it is essential that healthcare professionals are updated on the latest trends and advances in the diagnosis and treatment of these infections. In view of this, TECH has created a comprehensive Postgraduate Certificate that offers an expansion of knowledge in this area. It uses the Relearning pedagogical methodology, which provides the flexibility to organize the academic resources according to the needs of the students. This Postgraduate Certificate is 100% online and is designed so that health professionals can improve their clinical skills and provide better care to oncohematological patients.





“

Discover the latest trends and advances in diagnosis and treatment of oncohematological diseases with this Postgraduate Certificate focused on infections”

Oncohematologic infections are a frequent and serious complication in hematologic cancer patients. For this reason, it is essential to have highly trained professionals in the identification and management of these pathologies.

The Postgraduate Certificate in Infections in Oncohematology provides students with a specialized and updated education in the approach to these infectious complications in patients with blood cancer. The Postgraduate Certificate is designed to offer a complete vision of these diseases, from their diagnosis to their treatment, taking into account the particularities of those suffering from these conditions.

The Postgraduate Certificate has a duration of 150 teaching hours and is 100% online, which allows students to access the didactic material at any time and from anywhere. In addition, the teaching methodology of Relearning is based on the construction of knowledge through the resolution of clinical cases, which allows the student to apply the knowledge acquired in real situations.

Students will be able to access the didactic material asynchronously and follow the learning pace that best suits their needs and time availability. This degree provides comprehensive, up-to-date and flexible learning. Trainees will be ready to offer comprehensive and quality treatment to their patients.

This **Postgraduate Certificate in Infections in Oncohematology** contains the most complete and up-to-date scientific program on the market. The most important features include:

- ♦ The development of case studies presented by experts in Infections in Oncohematology
- ♦ The graphic, schematic, and practical contents with which they are created, provide scientific and practical information on the disciplines that are essential for professional practice
- ♦ Practical exercises where self-assessment can be used to improve learning
- ♦ Its special emphasis on innovative methodologies
- ♦ Theoretical lessons, questions to the expert, debate forums on controversial topics, and individual reflection assignments
- ♦ Content that is accessible from any fixed or portable device with an Internet connection



Learn from the best hematology specialists in the national and international medical scene with TECH

“

Expand your clinical skills and acquire updated knowledge about Infections in Oncohematology with this Postgraduate Certificate”

The program's teaching staff includes professionals from the sector who contribute their work experience to this educational program, as well as renowned specialists from leading societies and prestigious universities.

Its multimedia content, developed with the latest educational technology, will provide the professional with situated and contextual learning, i.e., a simulated environment that will provide an immersive education programmed to learn in real situations.

The design of this program focuses on Problem-Based Learning, by means of which the professional must try to solve the different professional practice situations that are presented throughout the academic course. For this purpose, the student will be assisted by an innovative interactive video system created by renowned experts.

The Relearning Method will allow you to organize your academic resources in an efficient and dynamic way.

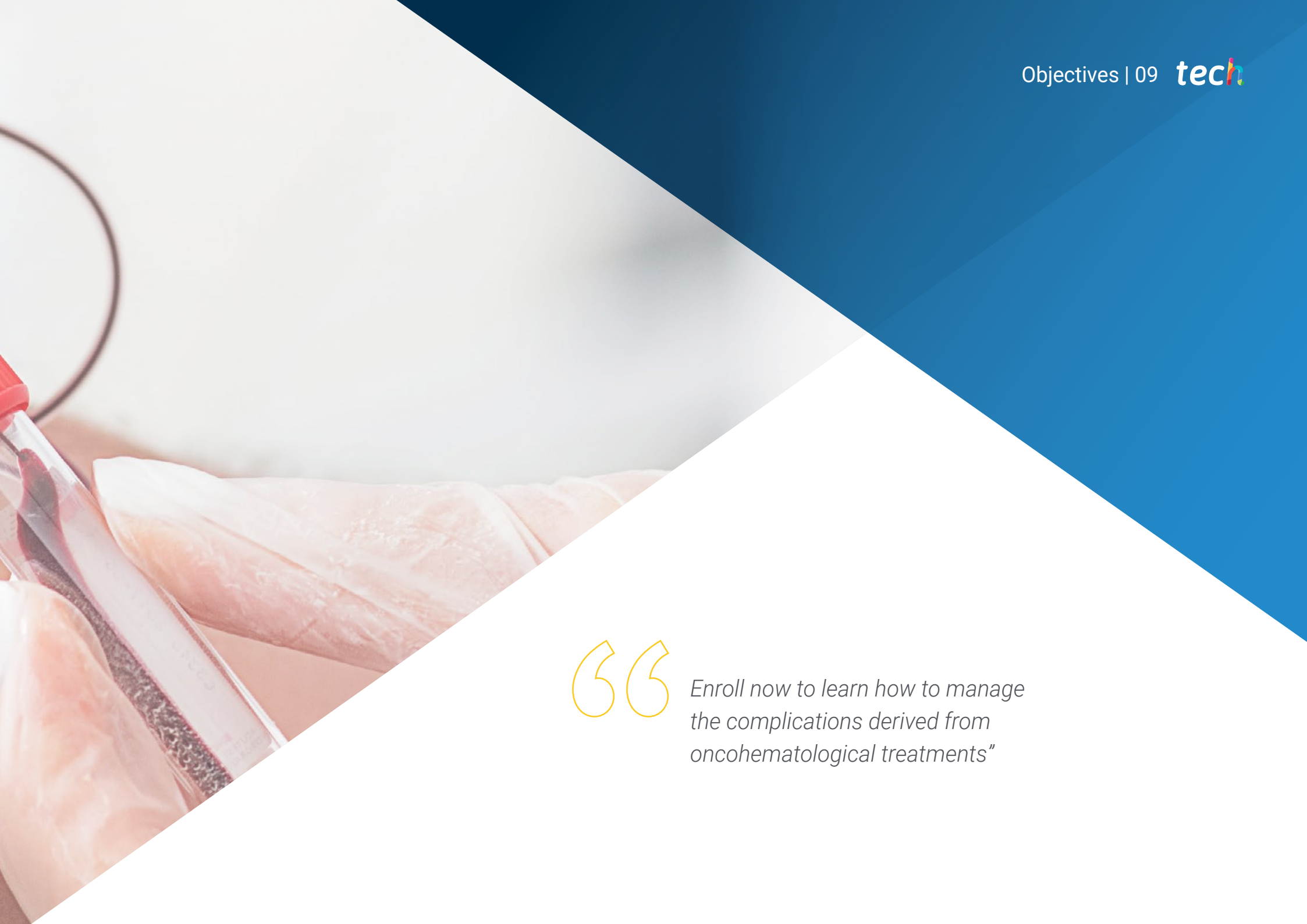
Access innovative and multimedia didactic material 24 hours a day, 7 days a week.



02 Objectives

The Postgraduate Certificate aims to provide the specialist with the most current scientific evidence in the field of oncohematology, which is achieved throughout its 150 teaching hours. The student will have the opportunity to update their knowledge in relation to the new diagnostic classifications for certain treatments for blood pathologies due to cancer. With this Postgraduate Certificate, students will have a global and updated vision of the difficulties in the treatment of infections in patients of this type. For this reason, TECH has established a series of general and specific objectives for the satisfaction of future graduates, as follows.





“

*Enroll now to learn how to manage
the complications derived from
oncohematological treatments”*



General Objectives

- Delve into the etiopathogenesis, diagnosis and prognosis of myelodysplastic syndromes
- Update the pharmacological knowledge used in Oncohematology
- Investigate the most recent scientific publications on the most appropriate treatments in LAL
- Delve into the growing problem of resistant microorganisms
- Assess the evidence and current recommendations on prophylaxis
- Deepen in the routine care of oncohematological patients affected by SARS-CoV2



A unique, key, and decisive educational experience to boost your professional development"





Specific Objectives

- Optimize the routine management of oncohematological patients, which greatly involves infections
- Deepen in the growing problem of resistant bacteria, the different mechanisms of resistance and their surveillance
- Delve into the role of new antibiotics and a judicious policy in the use of empirical anti-biotherapy
- Point out the importance of de-escalation and good epidemiological management of each center
- Identify the current evidence and recommendations on prophylaxis and the different modalities of antifungal treatment (empirical, anticipatory or targeted)
- Deepen in the novelties regarding prophylaxis and treatment of different viruses, especially CMV, VZV or (of course) SARS-CoV2



03

Structure and Content

The Postgraduate Certificate in Infections in Oncohematology offers comprehensive studies covering the latest trends and advances in the diagnosis and treatment of diseases such as aspergillosis, prophylaxis and invasive candidiasis. With a total of 150 teaching hours, students will have the opportunity to delve into the most current scientific evidence to improve their clinical skills. In addition, the innovative teaching material is available at all times, so that students can access it 24 hours a day, 7 days a week.



“

Update your knowledge on Infections in Oncohematology with our Postgraduate Certificate and become a highly qualified professional”

Module 1. Infections in oncohematology

- 1.1. Bacteria
 - 1.1.1. Basis of empirical treatment
 - 1.1.2. Resistant bacteria management
 - 1.1.3. Antibiotic de-escalation
- 1.2. Invasive fungal infections. General Aspects
 - 1.2.1. Prophylaxis: indications and alternatives
 - 1.2.2. Empirical and targeted treatment
 - 1.2.3. Possible, probable or proven IFI
- 1.3. Invasive aspergillosis
 - 1.3.1. Epidemiology. Serial monitoring
 - 1.3.2. Treatment choice
 - 1.3.3. Primary and Secondary Prophylaxis Surgery
- 1.4. Invasive candidiasis
 - 1.4.1. Epidemiology, clinical and diagnostic
 - 1.4.2. Empirical and targeted treatment. Step-down
 - 1.4.3. Prophylaxis Central venous catheter removal
- 1.5. Other fungal infections
 - 1.5.1. Mucormycosis
 - 1.5.2. Fusarium, Scedosporium and Lomentospora
 - 1.5.3. Pneumocystis: diagnosis and indications for prophylaxis
- 1.6. Cytomegalovirus
 - 1.6.1. Epidemiology and Diagnosis
 - 1.6.2. Prophylaxis: indications and alternatives
 - 1.6.3. Treatment



- 1.7. VVZ
 - 1.7.1. Varicela en inmunodeprimidos
 - 1.7.2. Shingles prophylaxis and treatment
 - 1.7.3. Recombinant Zoster Vaccine
- 1.8. Adenovirus
 - 1.8.1. Diagnostic
 - 1.8.2. Treatment
- 1.9. COVID-19
 - 1.9.1. Prognosis
 - 1.9.2. Early treatment and pre-exposure prophylaxis
 - 1.9.3. Treatment of severe pneumonia
- 1.10. Other Viruses
 - 1.10.1. VRS
 - 1.10.2. Influenza
 - 1.10.3. EBV

“With **TECH** you will have access to a wide range of multimedia resources to train you in an interactive and innovative way”



04

Methodology

This academic program offers students a different way of learning. Our methodology uses a cyclical learning approach: **Relearning**.

This teaching system is used, for example, in the most prestigious medical schools in the world, and major publications such as the **New England Journal of Medicine** have considered it to be one of the most effective.





“

Discover Relearning, a system that abandons conventional linear learning, to take you through cyclical teaching systems: a way of learning that has proven to be extremely effective, especially in subjects that require memorization"

At TECH we use the Case Method

What should a professional do in a given situation? Throughout the program, students will face multiple simulated clinical cases, based on real patients, in which they will have to do research, establish hypotheses, and ultimately resolve the situation. There is an abundance of scientific evidence on the effectiveness of the method. Specialists learn better, faster, and more sustainably over time.

With TECH you will experience a way of learning that is shaking the foundations of traditional universities around the world.



According to Dr. Gervas, the clinical case is the annotated presentation of a patient, or group of patients, which becomes a "case", an example or model that illustrates some peculiar clinical component, either because of its teaching power or because of its uniqueness or rarity. It is essential that the case is based on current professional life, trying to recreate the real conditions in the physician's professional practice.

“

Did you know that this method was developed in 1912, at Harvard, for law students? The case method consisted of presenting students with real-life, complex situations for them to make decisions and justify their decisions on how to solve them. In 1924, Harvard adopted it as a standard teaching method”

The effectiveness of the method is justified by four fundamental achievements:

1. Students who follow this method not only achieve the assimilation of concepts, but also a development of their mental capacity, through exercises that evaluate real situations and the application of knowledge.
2. Learning is solidly translated into practical skills that allow the student to better integrate into the real world.
3. Ideas and concepts are understood more efficiently, given that the example situations are based on real-life.
4. Students like to feel that the effort they put into their studies is worthwhile. This then translates into a greater interest in learning and more time dedicated to working on the course.



Relearning Methodology

At TECH we enhance the case method with the best 100% online teaching methodology available: Relearning.

This university is the first in the world to combine the study of clinical cases with a 100% online learning system based on repetition, combining a minimum of 8 different elements in each lesson, a real revolution with respect to the mere study and analysis of cases.

Professionals will learn through real cases and by resolving complex situations in simulated learning environments. These simulations are developed using state-of-the-art software to facilitate immersive learning.



At the forefront of world teaching, the Relearning method has managed to improve the overall satisfaction levels of professionals who complete their studies, with respect to the quality indicators of the best online university (Columbia University).

With this methodology, more than 250,000 physicians have been trained with unprecedented success in all clinical specialties regardless of surgical load. Our pedagogical methodology is developed in a highly competitive environment, with a university student body with a strong socioeconomic profile and an average age of 43.5 years old.


Relearning will allow you to learn with less effort and better performance, involving you more in your specialization, developing a critical mindset, defending arguments, and contrasting opinions: a direct equation to success.

In our program, learning is not a linear process, but rather a spiral (learn, unlearn, forget, and re-learn). Therefore, we combine each of these elements concentrically.

The overall score obtained by TECH's learning system is 8.01, according to the highest international standards.



This program offers the best educational material, prepared with professionals in mind:



Study Material

All teaching material is produced by the specialists who teach the course, specifically for the course, so that the teaching content is highly specific and precise.

These contents are then applied to the audiovisual format, to create the TECH online working method. All this, with the latest techniques that offer high quality pieces in each and every one of the materials that are made available to the student.



Surgical Techniques and Procedures on Video

TECH introduces students to the latest techniques, the latest educational advances and to the forefront of current medical techniques. All of this in direct contact with students and explained in detail so as to aid their assimilation and understanding. And best of all, you can watch the videos as many times as you like.



Interactive Summaries

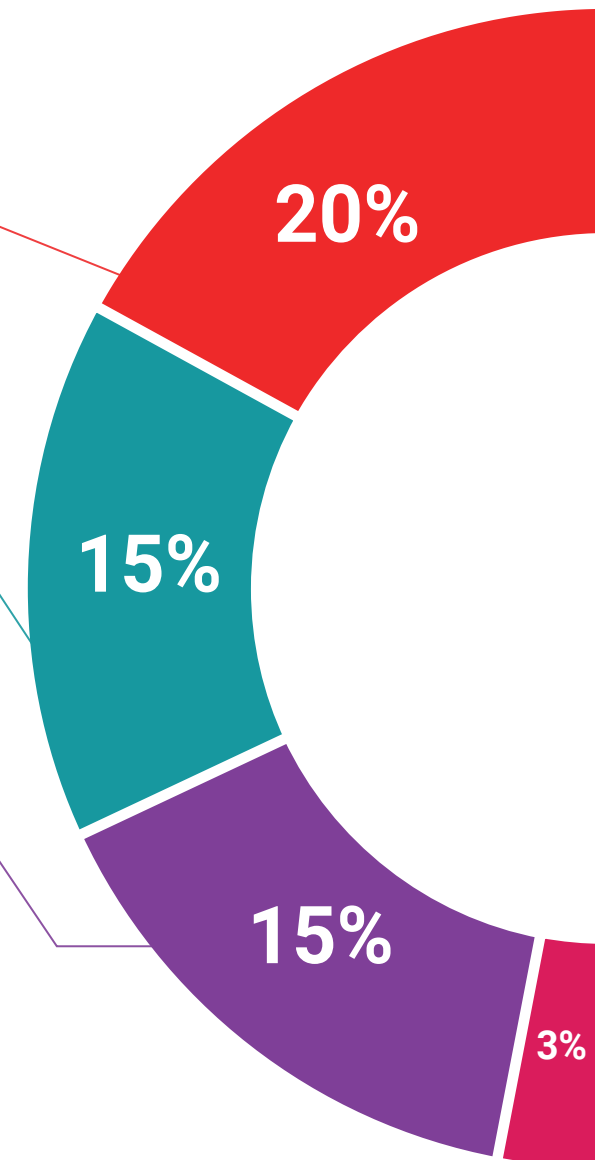
The TECH team presents the contents attractively and dynamically in multimedia lessons that include audio, videos, images, diagrams, and concept maps in order to reinforce knowledge.

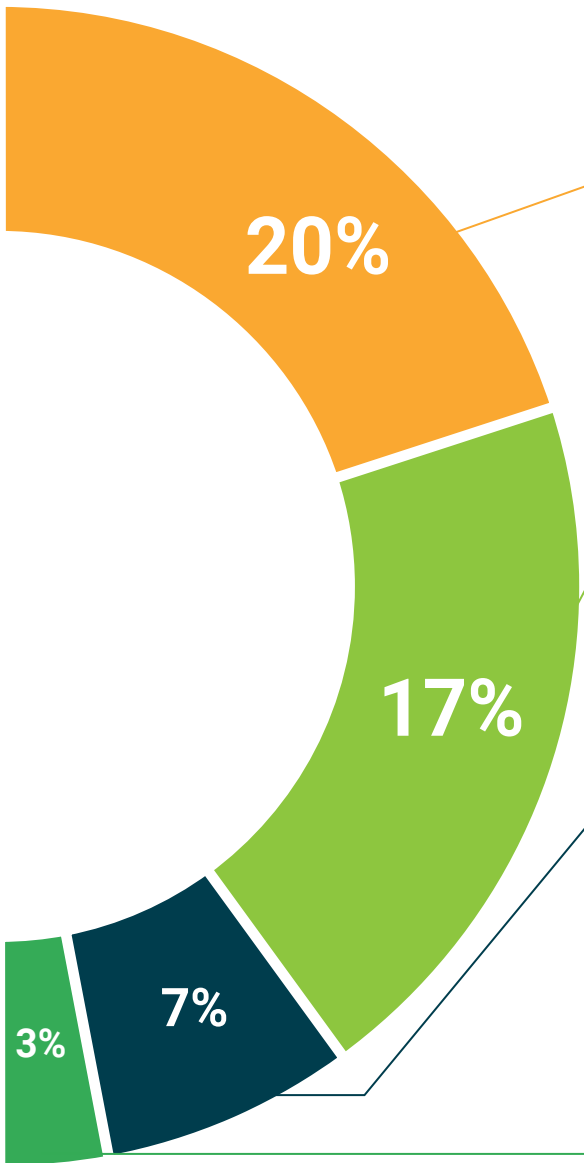
This exclusive educational system for presenting multimedia content was awarded by Microsoft as a "European Success Story".



Additional Reading

Recent articles, consensus documents and international guidelines, among others. In TECH's virtual library, students will have access to everything they need to complete their course.





Expert-Led Case Studies and Case Analysis

Effective learning ought to be contextual. Therefore, TECH presents real cases in which the expert will guide students, focusing on and solving the different situations: a clear and direct way to achieve the highest degree of understanding.



Testing & Retesting

We periodically evaluate and re-evaluate students' knowledge throughout the program, through assessment and self-assessment activities and exercises, so that they can see how they are achieving their goals.



Classes

There is scientific evidence on the usefulness of learning by observing experts. The system known as Learning from an Expert strengthens knowledge and memory, and generates confidence in future difficult decisions.



Quick Action Guides

TECH offers the most relevant contents of the course in the form of worksheets or quick action guides. A synthetic, practical, and effective way to help students progress in their learning.



05 Certificate

The Postgraduate Certificate in Infections in Oncohematology guarantees students, in addition to the most rigorous and up-to-date education, access to a Postgraduate Certificate issued by TECH Technological University.



“

*Successfully complete this program
and receive your university qualification
without having to travel or fill out
laborious paperwork”*

This **Postgraduate Certificate in Infections in Oncohematology** contains the most complete and up-to-date scientific program on the market.

After the student has passed the assessments, they will receive their corresponding **Postgraduate Certificate** issued by **TECH Technological University** via tracked delivery*.

The diploma issued by **TECH Technological University** will reflect the qualification obtained in the Postgraduate Certificate, and meets the requirements commonly demanded by labor exchanges, competitive examinations, and professional career evaluation committees.

Title: **Postgraduate Certificate in Infections in Oncohematology**

Official N° of hours: **150 h.**



*Apostille Convention. In the event that the student wishes to have their paper diploma issued with an apostille, TECH EDUCATION will make the necessary arrangements to obtain it, at an additional cost.



Postgraduate Certificate Infections in Oncohematology

- » Modality: online
- » Duration: 6 weeks
- » Certificate: TECH Technological University
- » Dedication: 16h/week
- » Schedule: at your own pace
- » Exams: online

Postgraduate Certificate Infections in Oncohematology