

# Postgraduate Certificate Hindfoot Pathologies





## Postgraduate Certificate Hindfoot Pathologies

- » Modality: online
- » Duration: 6 weeks
- » Certificate: TECH Technological University
- » Dedication: 16h/week
- » Schedule: at your own pace
- » Exams: online

Website: [www.techtute.com/in/medicine/postgraduate-certificate/hindfoot-pathologies](http://www.techtute.com/in/medicine/postgraduate-certificate/hindfoot-pathologies)

# Index

01

Introduction

---

*p. 4*

02

Objectives

---

*p. 8*

03

Course Management

---

*p. 12*

04

Structure and Content

---

*p. 16*

05

Methodology

---

*p. 20*

06

Certificate

---

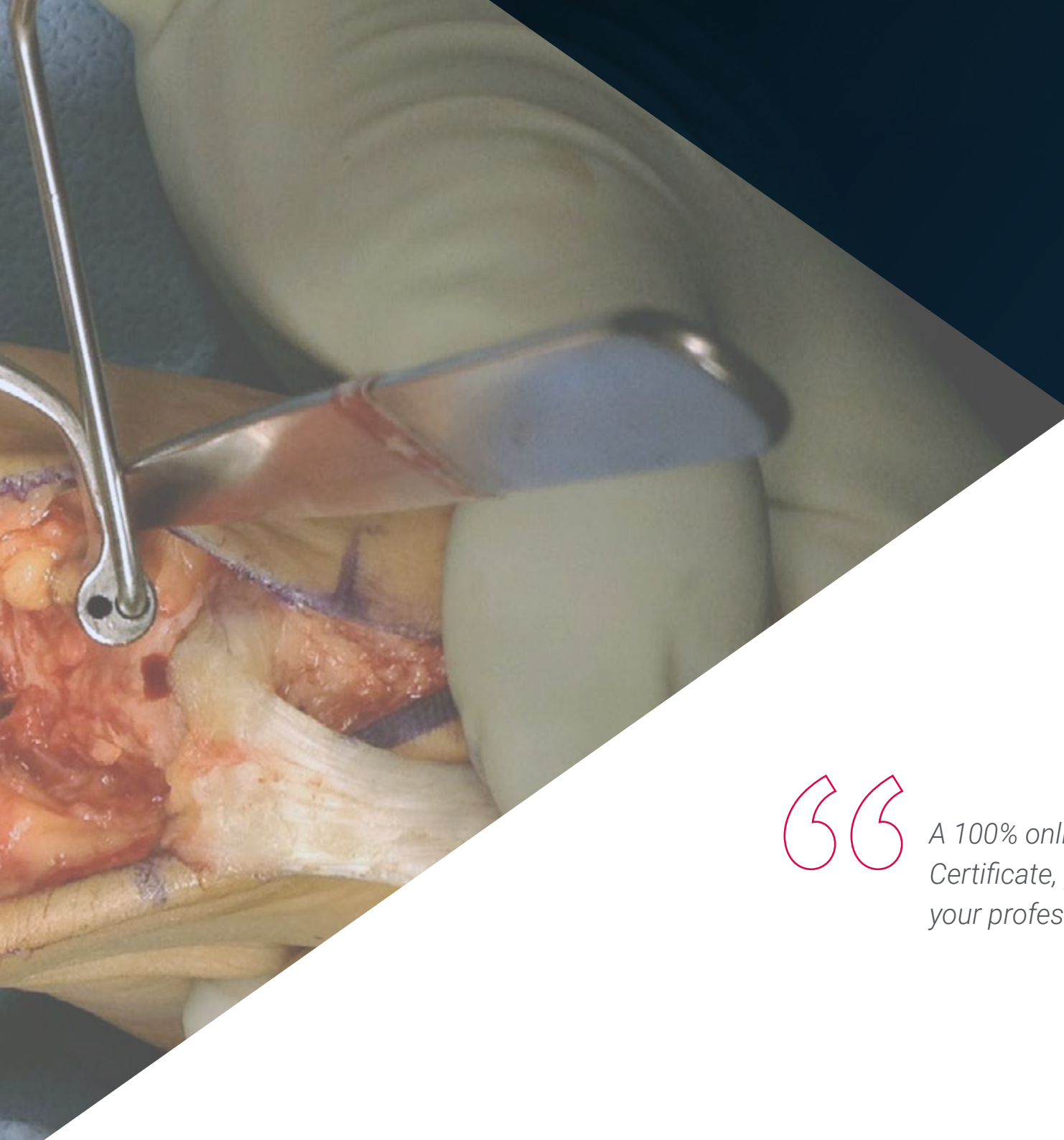
*p. 28*

# 01

# Introduction

Undoubtedly, the updating of knowledge on the part of medical specialists is key in the improvement and enhancement of the results of the treatments applied to patients. A maxim can be transferred to professional experts in Foot and Ankle Surgery. As a result, in recent years, advances in surgical and diagnostic techniques have made possible a more effective comprehensive approach. That is why TECH has created this 100% online program, which will allow you to get up to date on interventions in patients with posterior tibial insufficiency, tendon injuries, pes cavus or osteoarthritis. This will be possible thanks to the high-quality multimedia content developed by experts with extensive experience in this specialty.





“

*A 100% online Postgraduate Certificate, perfectly compatible with your professional responsibilities”*

Alignment problems, ankle joint stability and osteotendinous pathologies frequently appear because the hindfoot is affected. Thanks to improved techniques, scientific studies and new technologies, specialists have managed to considerably improve diagnoses and make more effective treatment decisions.

It is therefore essential for professionals to have not only advanced knowledge of anatomy, but also of the latest innovations in the materials used for postoperative immobilization, the methods used in rehabilitation, as well as the most effective surgical techniques. That is why this 100% online qualification was created, which has the most up-to-date and recent content on Hindfoot Pathologies.

A Postgraduate Certificate, where TECH has gathered an excellent team of professional surgeons and traumatologists with extensive professional experience in this field. Their extensive knowledge is reflected in a syllabus that addresses, from a theoretical and practical approach, flatfoot injuries, pes cavus, primary or post-traumatic osteoarthritis. All this, based on scientific evidence and clinical experience of the current surgical approach.

The program also includes teaching material in which the latest technology used in university teaching has been employed. Therefore, health personnel will find in the resource library: video summaries, videos in detail, specialized readings and clinical case studies.

TECH provides an excellent opportunity to be up to date in Hindfoot Pathologies through a university qualification that you can access easily, whenever and wherever you want. You only need an electronic device with internet connection to consult the syllabus hosted in the virtual campus. With no classroom attendance or fixed class schedules, this educational institution offers the flexibility that professionals need to balance their daily activities with a quality university qualification.

This **Postgraduate Certificate in Hindfoot Pathologies** contains the most complete and up-to-date scientific program on the market. The most important features include:

- ◆ The development of practical cases presented by experts in medicine
- ◆ The graphic, schematic, and practical contents with which they are created, provide scientific and practical information on the disciplines that are essential for professional practice
- ◆ Practical exercises where self-assessment can be used to improve learning
- ◆ Its special emphasis on innovative methodologies
- ◆ Theoretical lessons, questions for experts, discussion forums on controversial issues and individual reflection work
- ◆ Content that is accessible from any fixed or portable device with an Internet connection



*You will learn about the latest scientific evidence on surgical treatment that supports the use of certain techniques in patients with pes cavus"*

“

*You will get an update on the main approaches used in open surgery, as well as in minimally invasive surgery”*

The program’s teaching staff includes professionals from the sector who contribute their work experience to this educational program, as well as renowned specialists from leading societies and prestigious universities.

The multimedia content, developed with the latest educational technology, will provide the professional with situated and contextual learning, i.e., a simulated environment that will provide immersive education programmed to learn in real situations.

This program is designed around Problem-Based Learning, whereby the professional must try to solve the different professional practice situations that arise during the academic year. For this purpose, the student will be assisted by an innovative interactive video system created by renowned and experienced experts.

*You will be able to delve, when and where you want, into the approach to peroneal tendon or Achilles tendon injuries.*

*With the Relearning system you will easily reduce the long hours of study so frequent in other teaching methods.*



# 02 Objectives

The main objective of this Postgraduate Certificate is to provide the medical professional with the most relevant and innovative information on the comprehensive approach to patients with Hindfoot Pathologies. In this way, from a theoretical-practical perspective, they will be introduced to the latest surgical and diagnostic techniques used. All this, thanks to high quality teaching resources and a faculty that will guide you, so that you can successfully obtain the up-to-date knowledge that you wish to obtain.







“

*TECH provides you with the teaching resources and flexibility you need to update and expand your knowledge of the surgical techniques used on patients with hindfoot problems”*



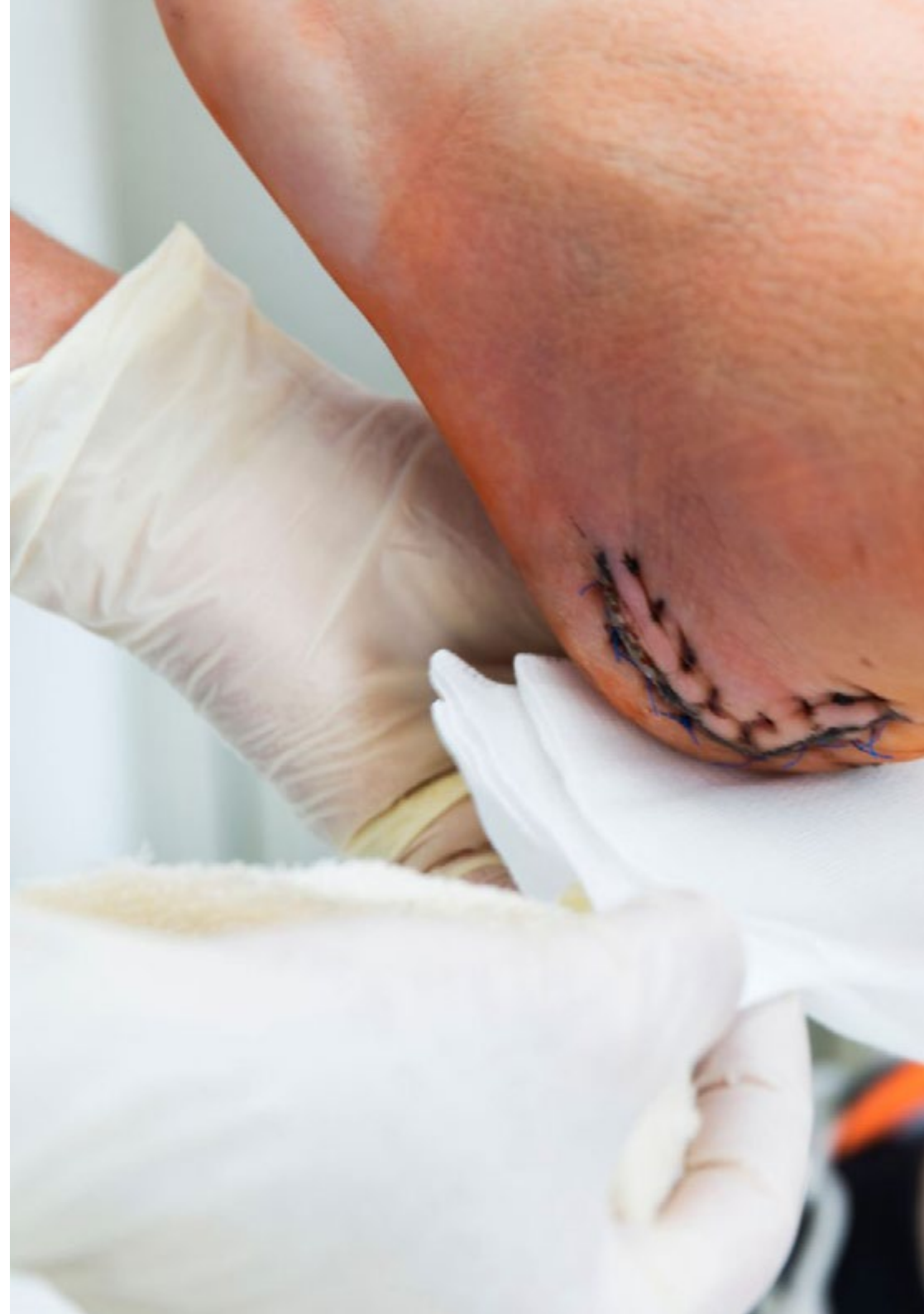
## General Objectives

---

- ◆ Approach hindfoot pathology in a comprehensive manner
- ◆ Assess, in the clinical history and physical examination, the main causes detection of the pathology
- ◆ Compile the complementary tests and possible pre-treatment studies
- ◆ Develop treatment algorithms and description of current surgical techniques

“

*This Postgraduate Certificate offers you powerful pedagogical tools with which you will be able to obtain a theoretical and practical vision on the approach to injuries such as plantar fasciitis"*





## Specific Objectives

---

- ◆ Develop European and leading society guidelines and update literature and articles of interest
- ◆ Compile the topographic anatomy, as well as the osteoarticular anatomy for correct anamnesis
- ◆ Specify the surgical indications and their decision algorithm
- ◆ Establish contraindications as well as special situations
- ◆ Review the main approaches used in open surgery, as well as in minimally invasive surgery and hindfoot arthroscopy
- ◆ Develop the main surgical techniques, material used and "*tips & tricks*"
- ◆ Analyze the most frequent complications and how to avoid them

# 03

# Course Management

In its commitment to offer professionals a quality university qualification in line with the current times, TECH has rigorously selected the management and teaching staff that make up this program. In this way, the specialist will be able to obtain the up-to-date knowledge they are looking for, through a teaching staff with extensive experience in leading hospitals. Also, the proximity of which, will allow you to resolve any questions that may arise about the content of the program, during the course of this Postgraduate Certificate.





“

*TECH has selected an excellent team of specialized professionals, who will provide you with their extensive experience in the treatment of Hindfoot Pathologies”*

## Management



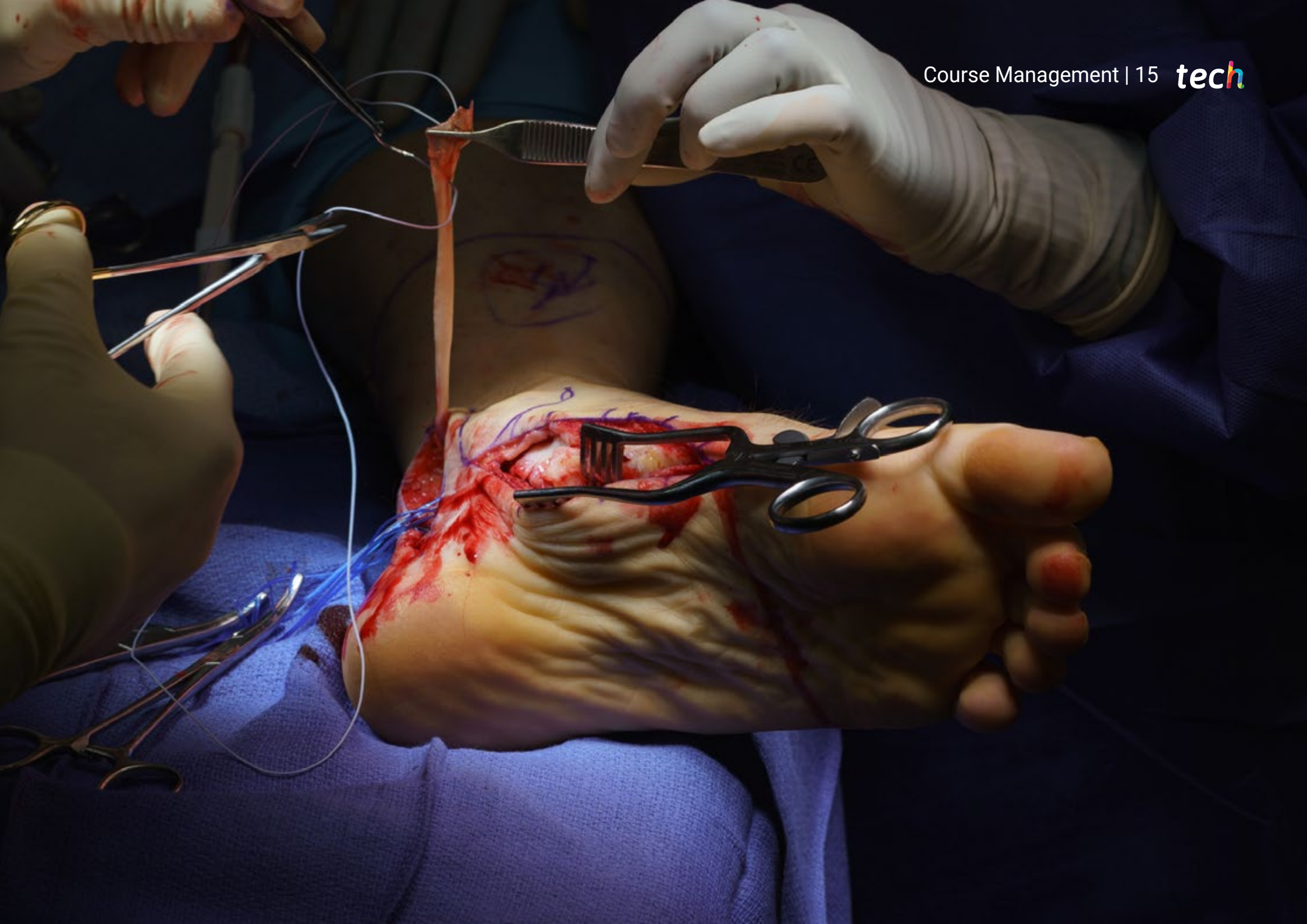
### Dr. Pacheco Gutiérrez, Victor Alexander

- ◆ Specialist in Orthopedics and Sports Medicine, Dr. Sulaiman Al Habib Hospital
- ◆ Medical Advisor, Venezuelan Cycling Federation
- ◆ Specialist, Department of Shoulder and Elbow Orthopedics and Sports Medicine, La Isabelica Clinical Center
- ◆ Medical advisor to several baseball clubs and to the Carabobo Boxing Association
- ◆ Degree in Medicine, University of Carabobo
- ◆ Specialty in Orthopedics and Traumatology, Dr. Enrique Tejera Hospital City

## Professors

### Dr. Lucar López, Gustavo

- ◆ Specialist in the Foot and Ankle Unit and Sports Traumatology at Creu Blanca Clinic
- ◆ Head of the Foot and Ankle Unit at Mataró Hospital
- ◆ Graduated in Medicine and Surgery at the University of Carabobo
- ◆ Specialist in Orthopedic Surgery and Traumatology at the Mataró Hospital



# 04

## Structure and Content

The syllabus of this Postgraduate Certificate has been prepared by a team of professionals specialized in Foot and Ankle Surgery. Their extensive knowledge in this field is reflected in a study plan, which provides the latest developments in the diagnosis and treatment of Hindfoot Pathologies. For this purpose, the specialist will have access to innovative multimedia teaching material that can be easily accessed at any time of the day, from any electronic device with an Internet connection.







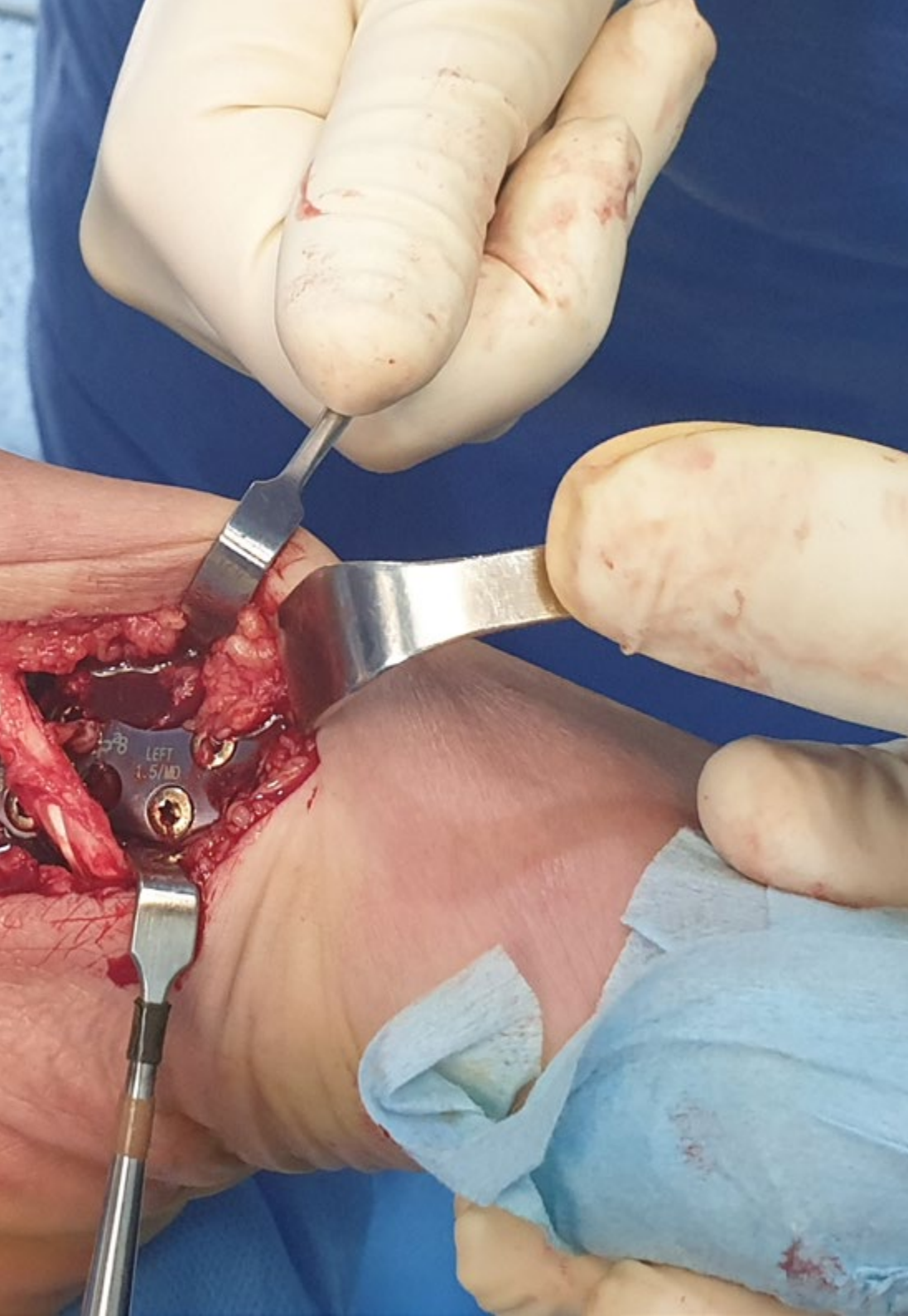
“

*A study plan designed to offer you in only 6 weeks, the recent advances in surgical techniques in Hindfoot Pathologies"*

## Module 1. Hindfoot Pathologies

- 1.1. Posterior Tibial Insufficiency
  - 1.1.1. Anatomy
  - 1.1.2. Indications/Contraindications
  - 1.1.3. Surgical Technique
  - 1.1.4. Postoperative
- 1.2. Peroneal Tendon Injuries
  - 1.2.1. Anatomy
  - 1.2.2. Approach Route
  - 1.2.3. Surgical Technique
  - 1.2.4. Rescue Techniques
- 1.3. Achilles Injuries
  - 1.3.1. Anatomy
  - 1.3.2. Surgical Technique
  - 1.3.3. Rescue Techniques
- 1.4. Plantar Fasciitis
  - 1.4.1. Anatomy
  - 1.4.2. Surgical Technique
  - 1.4.3. Rescue Techniques
- 1.5. Pes Cavus
  - 1.5.1. Anatomy
  - 1.5.2. Surgical Technique
  - 1.5.3. Postoperative
- 1.6. Subtalar Arthrodesis
  - 1.6.1. Indications/Contraindications
  - 1.6.2. Surgical Technique
  - 1.6.3. Postoperative
- 1.7. Triple Arthrodesis
  - 1.7.1. Anatomy
  - 1.7.2. Boarding Routes
  - 1.7.3. Surgical Technique
  - 1.7.4. Rescue Techniques





- 1.8. Posterior Tibial Nerve Compression
  - 1.8.1. Anatomy
  - 1.8.2. Surgical Technique
  - 1.8.3. Postoperative
  - 1.8.4. Treatment of Sequelae
- 1.9. Osteochondral Injury of Talus
  - 1.9.1. Anatomy
  - 1.9.2. Boarding Routes
  - 1.9.3. Surgical Technique
  - 1.9.4. Postoperative
  - 1.9.5. Complications
- 1.10. Treatment of Sequelae
  - 1.10.1. Acute Chronic Infection
  - 1.10.2. Role of Arthroscopy in Sequelae
  - 1.10.3. Pseudarthrosis
  - 1.10.4. Rescue with External Fixator

“

*A program that will allow you to be up to date on the treatment of the most frequent sequelae such as acute infections or pseudo-atrosis”*

05

# Methodology

This academic program offers students a different way of learning. Our methodology uses a cyclical learning approach: **Relearning.**

This teaching system is used, for example, in the most prestigious medical schools in the world, and major publications such as the **New England Journal of Medicine** have considered it to be one of the most effective.



“

*Discover Relearning, a system that abandons conventional linear learning, to take you through cyclical teaching systems: a way of learning that has proven to be extremely effective, especially in subjects that require memorization"*

## At TECH we use the Case Method

What should a professional do in a given situation? Throughout the program, students will face multiple simulated clinical cases, based on real patients, in which they will have to do research, establish hypotheses, and ultimately resolve the situation. There is an abundance of scientific evidence on the effectiveness of the method. Specialists learn better, faster, and more sustainably over time.

*With TECH you will experience a way of learning that is shaking the foundations of traditional universities around the world.*



According to Dr. Gérvas, the clinical case is the annotated presentation of a patient, or group of patients, which becomes a "case", an example or model that illustrates some peculiar clinical component, either because of its teaching power or because of its uniqueness or rarity. It is essential that the case is based on current professional life, trying to recreate the real conditions in the physician's professional practice.

“

*Did you know that this method was developed in 1912, at Harvard, for law students? The case method consisted of presenting students with real-life, complex situations for them to make decisions and justify their decisions on how to solve them. In 1924, Harvard adopted it as a standard teaching method”*

The effectiveness of the method is justified by four fundamental achievements:

1. Students who follow this method not only achieve the assimilation of concepts, but also a development of their mental capacity, through exercises that evaluate real situations and the application of knowledge.
2. Learning is solidly translated into practical skills that allow the student to better integrate into the real world.
3. Ideas and concepts are understood more efficiently, given that the example situations are based on real-life.
4. Students like to feel that the effort they put into their studies is worthwhile. This then translates into a greater interest in learning and more time dedicated to working on the course.



## Relearning Methodology

At TECH we enhance the case method with the best 100% online teaching methodology available: Relearning.

This university is the first in the world to combine the study of clinical cases with a 100% online learning system based on repetition, combining a minimum of 8 different elements in each lesson, a real revolution with respect to the mere study and analysis of cases.

*Professionals will learn through real cases and by resolving complex situations in simulated learning environments. These simulations are developed using state-of-the-art software to facilitate immersive learning.*





At the forefront of world teaching, the Relearning method has managed to improve the overall satisfaction levels of professionals who complete their studies, with respect to the quality indicators of the best online university (Columbia University).

With this methodology, more than 250,000 physicians have been trained with unprecedented success in all clinical specialties regardless of surgical load. Our pedagogical methodology is developed in a highly competitive environment, with a university student body with a strong socioeconomic profile and an average age of 43.5 years old.

*Relearning will allow you to learn with less effort and better performance, involving you more in your specialization, developing a critical mindset, defending arguments, and contrasting opinions: a direct equation to success.*

In our program, learning is not a linear process, but rather a spiral (learn, unlearn, forget, and re-learn). Therefore, we combine each of these elements concentrically.

The overall score obtained by TECH's learning system is 8.01, according to the highest international standards.



This program offers the best educational material, prepared with professionals in mind:



#### Study Material

All teaching material is produced by the specialists who teach the course, specifically for the course, so that the teaching content is highly specific and precise.

These contents are then applied to the audiovisual format, to create the TECH online working method. All this, with the latest techniques that offer high quality pieces in each and every one of the materials that are made available to the student.



#### Surgical Techniques and Procedures on Video

TECH introduces students to the latest techniques, the latest educational advances and to the forefront of current medical techniques. All of this in direct contact with students and explained in detail so as to aid their assimilation and understanding. And best of all, you can watch the videos as many times as you like.



#### Interactive Summaries

The TECH team presents the contents attractively and dynamically in multimedia lessons that include audio, videos, images, diagrams, and concept maps in order to reinforce knowledge.

This exclusive educational system for presenting multimedia content was awarded by Microsoft as a "European Success Story".



#### Additional Reading

Recent articles, consensus documents and international guidelines, among others. In TECH's virtual library, students will have access to everything they need to complete their course.





**Expert-Led Case Studies and Case Analysis**

Effective learning ought to be contextual. Therefore, TECH presents real cases in which the expert will guide students, focusing on and solving the different situations: a clear and direct way to achieve the highest degree of understanding.



**Testing & Retesting**

We periodically evaluate and re-evaluate students' knowledge throughout the program, through assessment and self-assessment activities and exercises, so that they can see how they are achieving their goals.



**Classes**

There is scientific evidence on the usefulness of learning by observing experts. The system known as Learning from an Expert strengthens knowledge and memory, and generates confidence in future difficult decisions.



**Quick Action Guides**

TECH offers the most relevant contents of the course in the form of worksheets or quick action guides. A synthetic, practical, and effective way to help students progress in their learning.



# 06 Certificate

The Postgraduate Certificate in Hindfoot Pathologies guarantees students, in addition to the most rigorous and up-to-date education, access to a Postgraduate Certificate issued by TECH Technological University.



“

*Successfully complete this program and receive your university qualification without having to travel or fill out laborious paperwork"*

This **Postgraduate Certificate in Hindfoot Pathologies** contains the most complete and up-to-date scientific program on the market.

After the student has passed the assessments, they will receive their corresponding **Postgraduate Certificate** issued by **TECH Technological University** via tracked delivery\*.

The certificate issued by **TECH Technological University** will reflect the qualification obtained in the Postgraduate Certificate, and meets the requirements commonly demanded by labor exchanges, competitive examinations, and professional career evaluation committees.

Title: **Postgraduate Certificate in Hindfoot Pathologies**

Official N° of hours: **150 h.**



\*Apostille Convention. In the event that the student wishes to have their paper certificate issued with an apostille, TECH EDUCATION will make the necessary arrangements to obtain it, at an additional cost.



**Postgraduate  
Certificate**  
Hindfoot Pathologies

- » Modality: online
- » Duration: 6 weeks
- » Certificate: TECH Technological University
- » Dedication: 16h/week
- » Schedule: at your own pace
- » Exams: online

# Postgraduate Certificate Hindfoot Pathologies

