

Postgraduate Certificate

Hematology, Dermatology
and Pharmacology in Primary
Care Emergencies



Postgraduate Certificate Hematology, Dermatology and Pharmacology in Primary Care Emergencies

- » Modality: online
- » Duration: 6 weeks
- » Certificate: TECH Global University
- » Credits: 3 ECTS
- » Schedule: at your own pace
- » Exams: online

Website: www.techtute.com/us/medicine/postgraduate-certificate/hematology-dermatology-pharmacology-primary-care-emergencies

Index

01

Introduction

p. 4

02

Objectives

p. 8

03

Course Management

p. 12

04

Structure and Content

p. 18

05

Methodology

p. 22

06

Certificate

p. 30

01

Introduction

The Postgraduate Certificate in Hematology, Dermatology and Pharmacology in Primary Care Emergencies includes the main urgent skin and hematological pathologies, as well as the main active ingredients used in emergencies by family physicians. It also includes updated care procedures to correctly identify, treat and refer patients, as well as reduce possible future sequelae.



“

This Postgraduate Certificate addresses the main aspects of Hematology, Dermatology and Pharmacology Emergencies in Primary Care, so that you will be able to face situations that can compromise a patient's life. Learn how to identify, initially treat and eventually transfer patients with hematological and dermatological emergency problems from primary health care to the hospital”

This Postgraduate Certificate in Hematology, Dermatology and Pharmacology in Primary Care Emergencies is a complete program that includes comprehensive plans for systematized emergency care in patients with skin pathologies or urgent hematologic etiology. It also addresses pharmacological treatments and elderly patient care in primary care centers for situations requiring non-delayed care, which family physicians must face in their routine clinical practice. In order to help them make prompt and accurate decisions, to improve prognosis and reduce potential sequelae.

It includes pain management procedures for patient care, and it also establishes updated procedures for the basic management of emergency sedoanalgesia.

The program contents are based on the latest scientific evidence and the experience of renowned professionals in the field of Primary Care, which makes it practical and easy to transfer to routine clinical work.



Expand your knowledge through the Postgraduate Certificate in Hematology, Dermatology and Pharmacology in Primary Care Emergencies in a practical way adapted to your needs"

This **Postgraduate Certificate in Hematology, Dermatology and Pharmacology in Primary Care Emergencies** is the most complete and up-to-date scientific program on the market. The most important features of the program are:

- Clinical cases presented by experts in the different specialties. The graphic, schematic, and eminently practical contents with which they are created provide scientific and practical information on the disciplines that are essential for professional practice.
- New diagnostic and therapeutic developments in patient management for hypersensitivity lesions, skin infections, thrombopenia, and hemostasis disorders or anemic syndrome in emergency situations. It also includes a review of the main active ingredients used in emergency medicine and their possible adverse effects.
- Presentation of procedures, such as pain management, and the updated techniques for emergency sedoanalgesia.
- It includes a specific section on these situations for elderly patients.
- Algorithm-based interactive learning system for decision-making in the presented clinical situations.
- With a special emphasis on evidence-based medicine and research methodologies in emergencies.
- All this will be complemented by theoretical lessons, questions to the expert, debate forums on controversial topics, and individual reflection assignments.
- Content that is accessible from any fixed or portable device with an Internet connection.

“

This Postgraduate Certificate may be the best investment you can make when choosing a refresher program for two reasons: in addition to updating your knowledge of Hematology, Dermatology and Pharmacology in Primary Care Emergencies, you will obtain a qualification from TECH Global University”

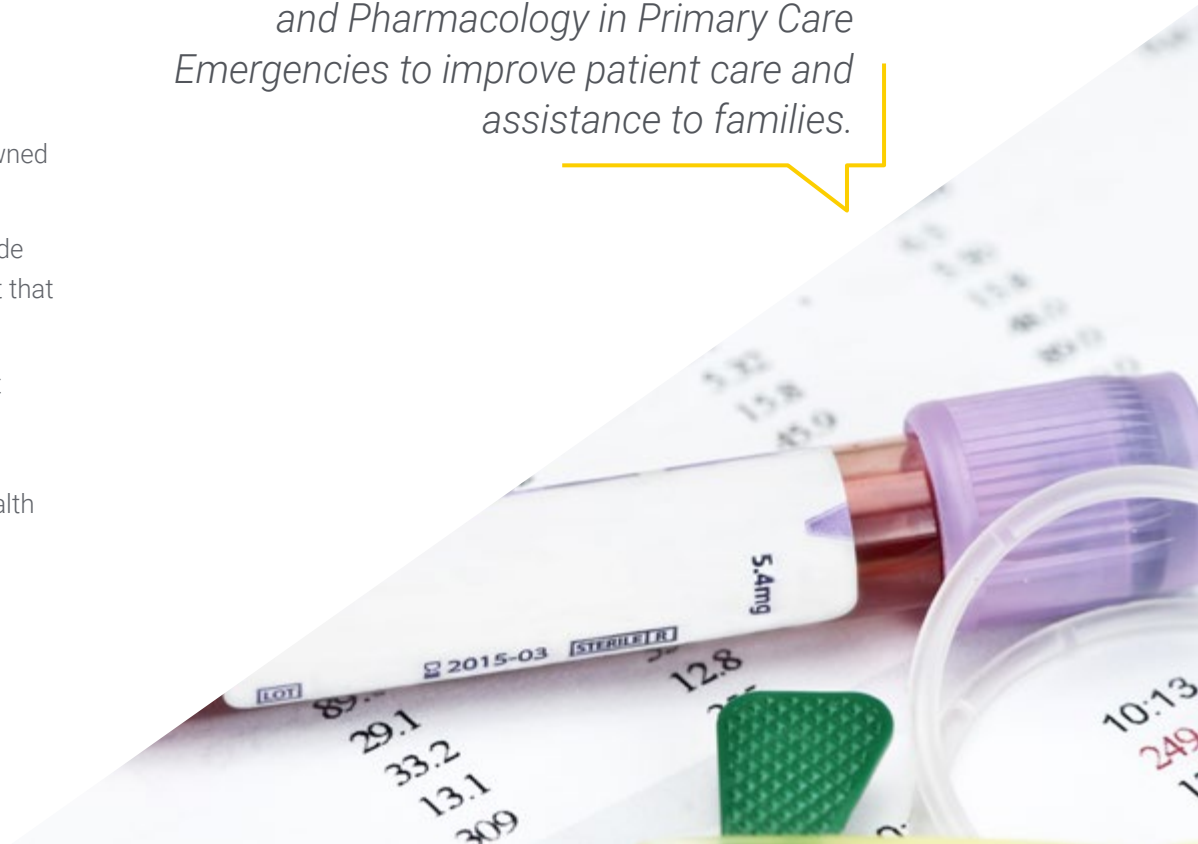
Forming part of the teaching staff is a group of professionals in the field of Primary Care emergencies, who bring to this training their work experience, as well as renowned specialists recognized by esteemed scientific communities.

The multimedia content developed with the latest educational technology will provide the professional with situated and contextual learning, i.e., a simulated environment that will provide an immersive training program to train in real situations.

Problem-Based Learning underpins this program design, and the doctor must use it to try and solve the different professional practice situations that arise throughout the Postgraduate Certificate. For this reason, you will be assisted by an innovative, interactive video system created by renowned experts in the field of the primary health care emergencies with extensive teaching experience.

This Postgraduate Certificate includes real clinical cases and exercises to bring the development of the program closer to clinical practice”

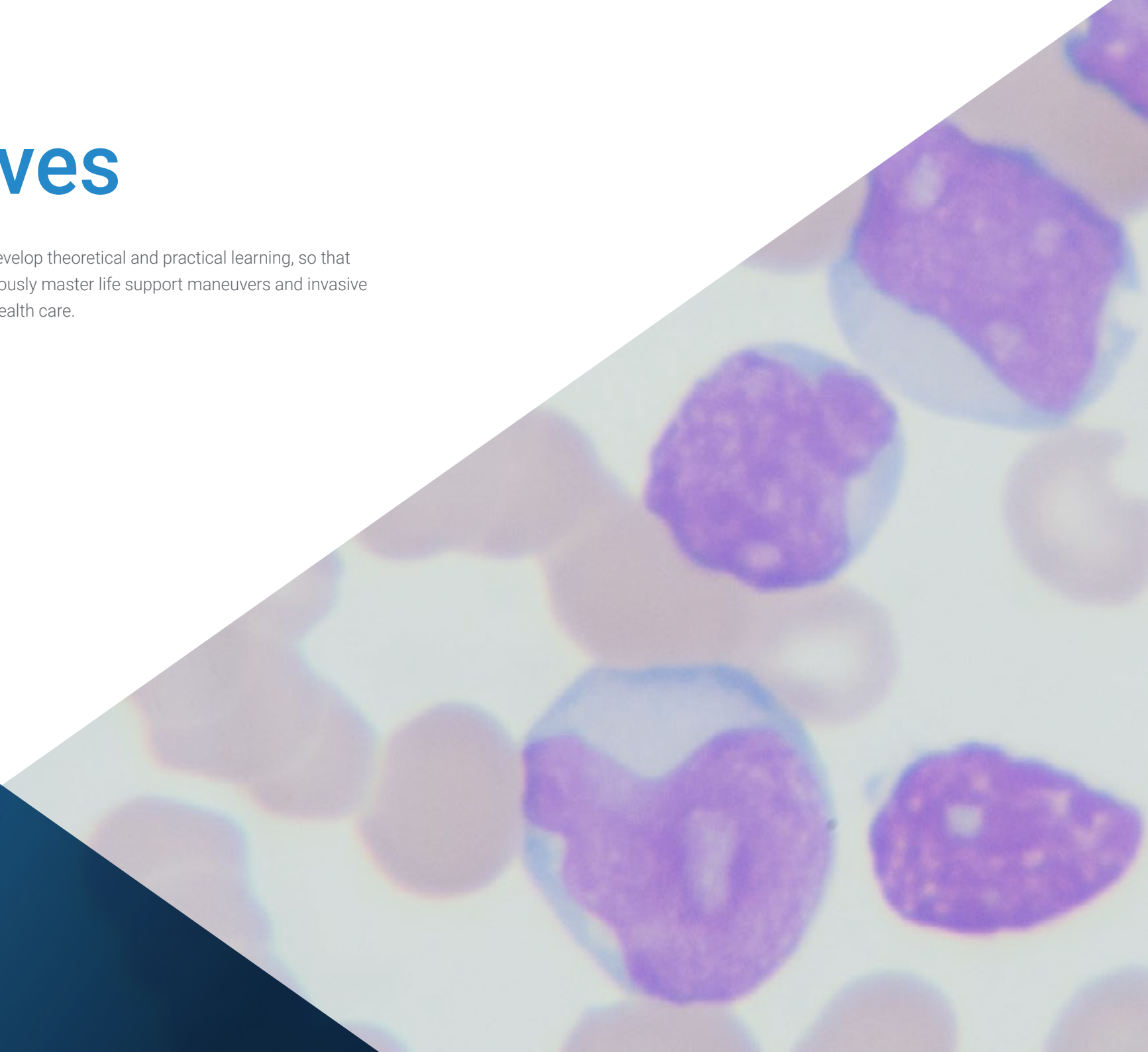
Take the opportunity to update your knowledge of Hematology, Dermatology and Pharmacology in Primary Care Emergencies to improve patient care and assistance to families.



02

Objectives

The main program objective is to develop theoretical and practical learning, so that physicians can practically and rigorously master life support maneuvers and invasive emergency techniques in primary health care.



“

This program will provide you with the skills to carry out your medical praxis with confidence, which will help you grow both personally and professionally”



General Objective

- Provide guidelines on how to deal with emergencies in hematology and dermatology, as well as on the management of pharmacology used in emergencies, which family physicians have to face in their daily clinical practice, helping them to make prompt and accurate decisions.





Specific Objectives

- Define the most frequent hypersensitivity lesions in Primary Care.
- Describe the most frequent skin infections and their treatment.
- Classify dermatologic emergencies.
- Describe the signs and symptoms of anemic syndrome.
- Define hemotherapy techniques.
- Describe hemostasis disorders.
- Establish the typical clinical features of thrombopenia.
- Determine how to proceed with patients that present hypersensitivity lesions.
- Address patient management for sedoanalgesia.
- Describe the signs and symptoms of dermatologic emergencies.
- Define sedoanalgesia pharmacology in emergency departments.
- Explain the types of geriatric emergencies.
- Point out the adverse effects of drugs.
- Differentiate between skin infections and dermatologic emergencies.
- Define anticoagulation.
- Describe thromboprophylaxis treatments.
- Classify geriatric emergencies.
- Address pain management pharmacologically.
- Explain hemostasis disorders.

Seize the opportunity and take the step to get up to date on the latest developments in Hematology, Dermatology and Pharmacology in Primary Care Emergencies.



03

Course Management

This program includes in its teaching staff health professionals of recognized prestige, who belong to the field of hematological and dermatological problems in Primary Care, and who pour into this training the experience of their work. In addition, renowned specialists, members of prestigious national and international scientific communities, are involved in designing and preparing the program.





“

Learn the latest advances in medical procedures for hematological and dermatological emergencies and emergency pharmacology in primary health care from leading professionals”

International Guest Director

As National Director of Clinical Innovation at US Acute Care Solutions, Jesse M. Pines, M.D., is one of the most recognized figures in the Emergency Medicine and Healthcare Services field. In fact, his accomplishments include the creation and execution of the first governmental alternative payment model (ED EQUIP, in Maryland) to reduce the total cost of care. In addition, he leads the development and implementation of Telemedicine programs covering a wide variety of specialties, including the ER, Psychiatry and Intensive Care Units, among others.

His extensive experience in medical leadership, large database study design and Big Data research has led him to publish over 350 peer-reviewed articles and writing seven books in these areas. His work has been recognized internationally in various reputable media outlets, including TIME Magazine, the Wall Street Journal and Slate Magazine.

His more than two decades of experience have earned him several leadership positions at George Washington University. Among them, he was the Director of the Center for Health Innovation and Research, also leading the Research Fellowship program and the Center for Healthcare Quality.

Therefore, throughout his career, Dr. Jesse M. Pines has received multiple awards, both for the articles he has published and for his own work and contribution to the field of Emergency Medicine. He is also the Chair of the American College of Emergency Physicians (ACEP) Task Force on New Practice Models, holding various positions in ACEP, the Society for Academic Emergency Medicine and the American Academy of Emergency Medicine.



Dr. M. Pines, Jesse

- National Director of Clinical Innovation at US Acute Care Solutions, United States.
- Emergency Physician at Allegheny Health Network
- Professor of Emergency Medicine at The George Washington University, USA
- Professor of Emergency Medicine at Drexel University
- Director of the Medical Research Fellowship Program at The George Washington University
- Director of the George Washington University Center for Health Research and Innovation
- M.D., Georgetown University
- Master of Business Administration from Georgetown University
- M.S. in Clinical Epidemiology from the University of Pennsylvania

“

Thanks to TECH, you will be able to learn with the best professionals in the world”

Management



Dr. Roig D' Cunha, Francisco Vicente

- Degree in Medicine from the University of Valencia
- Specialist via MIR in Family and Community Medicine
- Assistant Physician of the Emergency Medicine Department at the Clinical University Hospital of Valencia.
- Professor of Human Anatomy at the European University of Valencia.
- Physician at the Valencia Health and Community Foundation.
- Doctor for the ASCIRES group



Professors

Dr. Brasó Aznar, José Vicente

- ◆ Hospital Emergency Physician
- ◆ Associate Professor of Emergency Medicine at the Faculty of Medicine of the University of Valencia.
- ◆ Head of Department Emergency Medicine. Ribera University Hospital

04

Structure and Content

The content structure has been designed by a team of professionals who recognize the implications of education in daily medical praxis for Primary Care emergencies, who are aware of the relevance of current training to treat patients, and who are committed to quality teaching using new educational technologies.



“

This Postgraduate Certificate in Hematology, Dermatology and Pharmacology in Primary Care Emergencies is the most complete and up-to-date scientific program on the market”

Module 1. Skin Emergencies

- 1.1. Hypersensitivity Lesions
- 1.2. Skin Infections
- 1.3. Skin Emergencies

Module 2. Skin Emergencies

- 2.1. Anemic Syndrome in the Emergency Department
- 2.2. Hemotherapy
- 2.3. Thrombopenia Hemostasis Disorders
- 2.4. Anticoagulation and Thromboprophylaxis

Module 3. Pharmacology in Emergencies

- 3.1. Pain Management
- 3.2. Sedoanalgesia in Emergencies.
- 3.3. Adverse Effects to Medications.

Module 4. Geriatric Emergencies

- 4.1. Geriatric Emergencies I.
- 4.2. Geriatric Emergencies II.





“

*A unique, key, and decisive
Training experience to boost your
professional development”*



05

Methodology

This training program provides you with a different way of learning. Our methodology follows a cyclical process: ***Re-learning***.

This teaching system is used in the most prestigious medical schools in the world, and major publications such as the ***New England Journal of Medicine*** have considered it to be one of the most effective.





“

Discover Re-learning, a system that abandons conventional linear learning to take you through cyclical teaching systems: a method that has proven to be extremely effective, especially in subjects that require memorization”

At TECH we use the Case Method

In a given situation, what would you do? Throughout the program you will be presented with multiple simulated clinical cases based on real patients, where you will have to investigate, establish hypotheses and, finally, resolve the situation. There is an abundance of scientific evidence on the effectiveness of the method. Specialists learn better, faster, and more sustainably over time.

With TECH you can experience a way of learning that is shaking the foundations of traditional universities around the world.



According to Dr. Gérvas, the clinical case is the annotated presentation of a patient, or group of patients, which becomes a "case", an example or model that illustrates some peculiar clinical component, either because of its teaching potential or because of its uniqueness or rarity. It is essential that the case is based on current professional life, trying to recreate the real conditions in professional medical practice.

“

Did you know that this method was developed in 1912 at Harvard for law students? The case method consisted of presenting students with real-life, complex situations for them to make decisions and justify their decisions on how to solve them. In 1924, Harvard adopted it as a standard teaching method”

The effectiveness of the method is justified by four fundamental achievements:

1. Students who follow this method not only grasp concepts, but also develop their mental capacity by evaluating real situations and applying their knowledge.
2. The learning process has a clear focus on practical skills that allow the student to better integrate into the real world.
3. Ideas and concepts are understood more efficiently, given that the example situations are based on real-life.
4. Students like to feel that the effort they put into their studies is worthwhile. This then translates into a greater interest in learning and more time dedicated to working on the course.



Re-learning Methodology

At TECH we enhance the Harvard case method with the best 100% online teaching methodology available: Re-learning.

Our University is the first in the world to combine the study of clinical cases with a 100% online learning system based on repetition, combining a minimum of 8 different elements in each lesson, which represent a real revolution with respect to simply studying and analyzing cases.



The physician will learn through real cases and by solving complex situations in simulated learning environments. These simulations are developed using state-of-the-art software to facilitate immersive learning.

At the forefront of world teaching, the Re-learning method has managed to improve the overall satisfaction levels of professionals who complete their studies, with respect to the quality indicators of the best Spanish-speaking online university (Columbia University).

With this methodology we have trained more than 250,000 physicians with unprecedented success, in all clinical specialties regardless of the surgical load. All this in a highly demanding environment, where the students have a strong socio-economic profile and an average age of 43.5 years.

Re-learning will allow you to learn with less effort and better performance, involving you more in your specialization, developing a critical mindset, defending arguments, and contrasting opinions: a direct equation to success.

In our program, learning is not a linear process, but rather a spiral (we learn, unlearn, forget, and re-learn). Therefore, we combine each of these elements concentrically.

The overall score obtained by our learning system is 8.01, according to the highest international standards.



In this program you will have access to the best educational material, prepared with you in mind:



Study Material

All teaching material is produced by the specialists who teach the course, specifically for the course, so that the teaching content is really specific and precise.

This content is then adapted in an audiovisual format that will create our way of working online, with the latest techniques that allow us to offer you high quality in all of the material that we provide you with.



Latest Techniques and Procedures on Video

We introduce you to the latest techniques, to the latest educational advances, to the forefront of current medical techniques. All this, in first person, with the maximum rigor, explained and detailed for your assimilation and understanding. And best of all, you can watch them as many times as you want.



Interactive Summaries

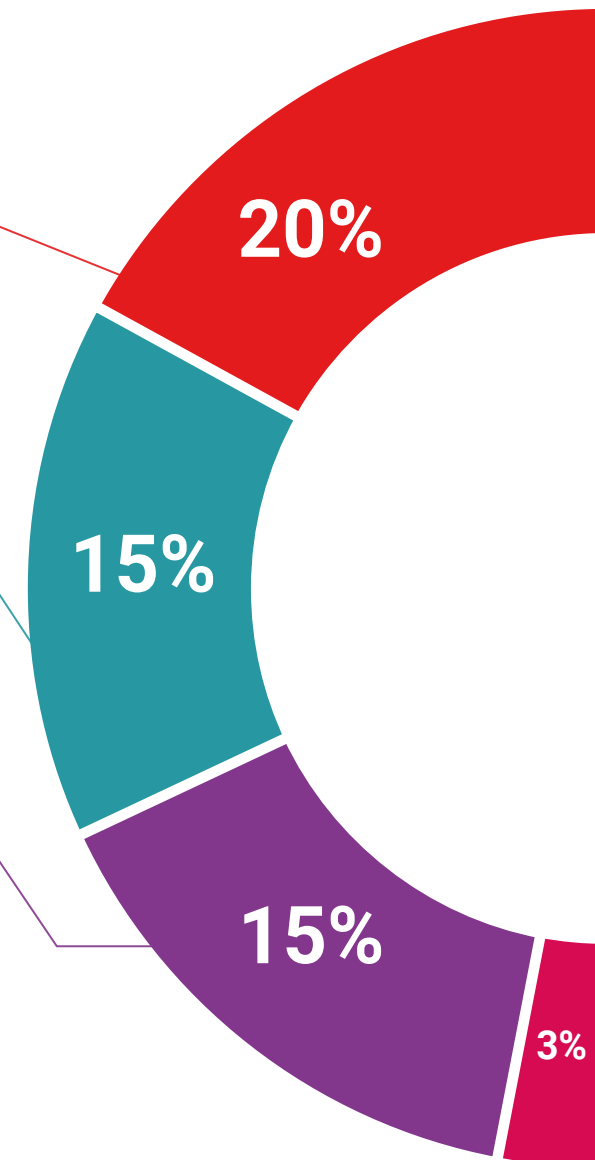
We present the contents attractively and dynamically in multimedia lessons that include audio, videos, images, diagrams, and concept maps in order to reinforce knowledge.

This unique multimedia content presentation training system was awarded by Microsoft as a "European Success Story".



Additional Reading

Recent articles, consensus documents, international guides. in our virtual library you will have access to everything you need to complete your training.





Expert-Led Case Studies and Case Analysis

Effective learning ought to be contextual. Therefore, we will present you with real case developments in which the expert will guide you through focusing on and solving the different situations: a clear and direct way to achieve the highest degree of understanding.



Testing & Retesting

We periodically evaluate and re-evaluate your knowledge throughout the program, through assessment and self-assessment activities and exercises: so that you can see how you are achieving your goals.



Classes

There is scientific evidence suggesting that observing third-party experts can be useful.

Learning from an expert strengthens knowledge and memory, and generates confidence in our difficult future decisions.



Quick Action Guides

We offer you the most relevant contents of the course in the form of worksheets or quick action guides. A synthetic, practical, and effective way to help you progress in your learning.



06 Certificate

The Postgraduate Certificate in Hematology, Dermatology and Pharmacology in Primary Care Emergencies guarantees, in addition to the most rigorous and updated specialization, access to a qualification issued by TECH Global University.



“

Successfully complete this training and receive your diploma without travel or laborious paperwork”

This program will allow you to obtain your **Postgraduate Certificate in Hematology, Dermatology and Pharmacology in Primary Care Emergencies** endorsed by **TECH Global University**, the world's largest online university.

TECH Global University is an official European University publicly recognized by the Government of Andorra ([official bulletin](#)). Andorra is part of the European Higher Education Area (EHEA) since 2003. The EHEA is an initiative promoted by the European Union that aims to organize the international training framework and harmonize the higher education systems of the member countries of this space. The project promotes common values, the implementation of collaborative tools and strengthening its quality assurance mechanisms to enhance collaboration and mobility among students, researchers and academics.

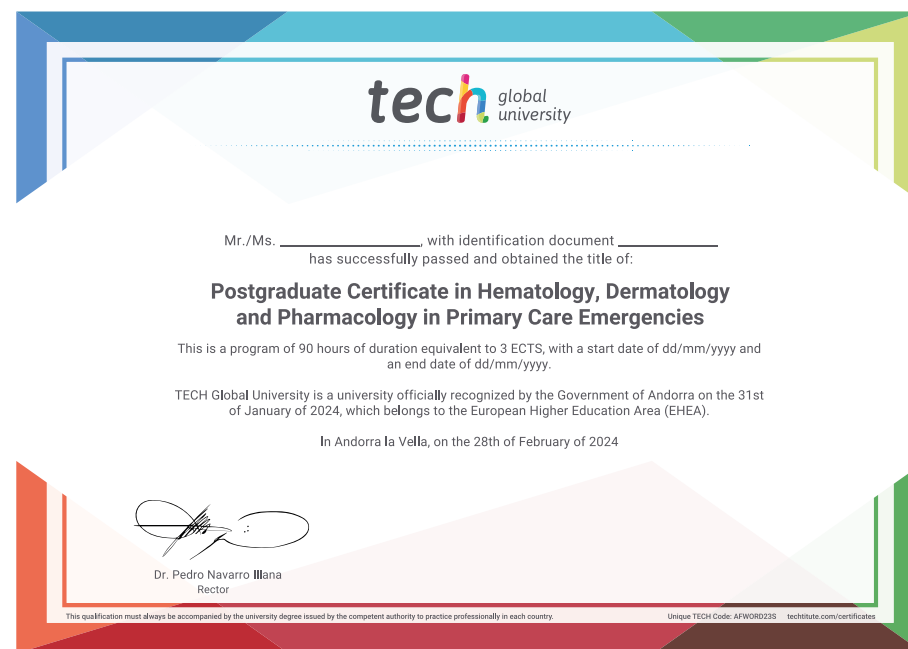
This **TECH Global University** title is a European program of continuing education and professional updating that guarantees the acquisition of competencies in its area of knowledge, providing a high curricular value to the student who completes the program.

Title: **Postgraduate Certificate in Hematology, Dermatology and Pharmacology in Primary Care Emergencies**

Modality: **online**

Duration: **6 weeks**

Accreditation: **3 ECTS**



*Apostille Convention. In the event that the student wishes to have their paper diploma issued with an apostille, TECH Global University will make the necessary arrangements to obtain it, at an additional cost.

future
health confidence people
education information tutors
guarantee accreditation teaching
institutions technology learning
community commitment
personalized service innovation
knowledge present
development language
virtual classroom

tech global
university

Postgraduate Certificate
Hematology, Dermatology
and Pharmacology in
Primary Care Emergencies

- » Modality: online
- » Duration: 6 weeks
- » Certificate: TECH Global University
- » Credits: 3 ECTS
- » Schedule: at your own pace
- » Exams: online

Postgraduate Certificate

Hematology, Dermatology
and Pharmacology in Primary
Care Emergencies

