

Postgraduate Certificate

Heart Failure and Cardiogenic Shock in the Emergency Room



Postgraduate Certificate Heart Failure and Cardiogenic Shock in the Emergency Room

- » Modality: online
- » Duration: 8 weeks
- » Certificate: TECH Global University
- » Credits: 9 ECTS
- » Schedule: at your own pace
- » Exams: online

Website: www.techtute.com/us/medicine/postgraduate-certifcate/heart-failure-cardiogenic-shock-emergency-room

Index

01

Introduction

p. 4

02

Objectives

p. 8

03

Course Management

p. 12

04

Structure and Content

p. 18

05

Methodology

p. 22

06

Certificate

p. 30

01

Introduction

Acute cardiovascular pathology consists of a group of diseases that frequently require complex, on-the-spot decision making and with great repercussions for the patient's prognosis. The monitoring of patients with cardiovascular pathology in a critical situation is a very common occurrence, both in emergency departments as well as coronary units, ICU and in post-surgery patients with underlying heart disease.



“

Improve your knowledge in Heart Failure and Cardiogenic Shock in the Emergency Room through this program, where you will find the best didactic material with real clinical cases. Learn here about the latest advances in the specialty to be able to perform a quality medical practice"

This Postgraduate Certificate in the field of cardiology is one of the areas of great research activity, which leads to the frequent emergence of new studies, reviews, clinical practice guidelines, etc. that modify or should modify the management of patients with acute heart disease. Updating in this area is essential for non-cardiologists who work in a setting where they have to treat this patient profile, for cardiologists who are not in day-to-day contact with the acute patient but need to be competent in it, or for cardiologists interested in developing specific training in it.

The program of this Postgraduate Certificate is clearly structured, which allows an orderly approach to each topic for the student. The modules are divided in a simple way, focusing on each one of the main groups of acute heart disease. They are taught by professionals who combine their high academic skill level with their teaching experience and their dealings with critical cardiology patients. The learning tools available to the student and the texts are fully updated and oriented to the development of competencies directly applicable in clinical practice. The structure of the Postgraduate Certificate brings together both more theoretical content and updating in diagnosis and medical management, as well as other contents aimed at facilitating the acquisition of practical skills by students. One module of the postgraduate certificate is entirely dedicated to the development of practical skills and mastery of essential techniques in the management of the critically ill cardiovascular patient. A second module is focused on developing the essential skills for performing and interpreting echocardiograms (ECG), and their correlation with the patient's clinical situation, to make decisions on the treatment and management of the patient.

The program is aimed at encouraging and enabling the development of essential skills in the management of a patient with acute heart disease. The student profile that will benefit from taking this postgraduate certificate is that of those who need training or updating in the management of this type of patient, mainly intensivists or anesthesiologists who handle patients with heart disease, cardiologists who do not have daily contact with acute patients but who need to be up to date in their management because they are on call, or cardiologists interested in deepening and perfecting their skills in the management of patients with critical heart disease.

This **Postgraduate Certificate in Heart Failure and Cardiogenic Shock in the Emergency Room** contains the most complete and up to date scientific program on the market. The most important features of the program include:

- ♦ Development of more than 75 clinical cases presented by experts in Heart Failure and Cardiogenic Shock in the Emergency Room. The graphic, schematic, and eminently practical contents with which they are created provide scientific and practical information on the disciplines that are essential for professional
- ♦ New developments in heart failure and cardiogenic shock in the emergency department
- ♦ It contains practical exercises where the self-evaluation process can be carried out to improve learning
- ♦ An algorithm-based interactive learning system for decision-making in the clinical situations presented throughout the course
- ♦ With special emphasis on evidence-based medicine and research methodologies in Heart Failure and Cardiogenic Shock in the Emergency Room
- ♦ All of this will be complemented by theoretical lessons, questions to the expert, debate forums on controversial topics, and individual reflection assignments.
- ♦ Content that is accessible from any fixed or portable device with an Internet connection



Update your knowledge through the Postgraduate Certificate program in Heart Failure and Cardiogenic Shock in the Emergency Room"

“

This Postgraduate Certificate may be the best investment you can make in the selection of a refresher program for two reasons: in addition to updating your knowledge in Heart Failure and Cardiogenic Shock in the Emergency Room, you will obtain a Postgraduate Certificate from TECH Global University."

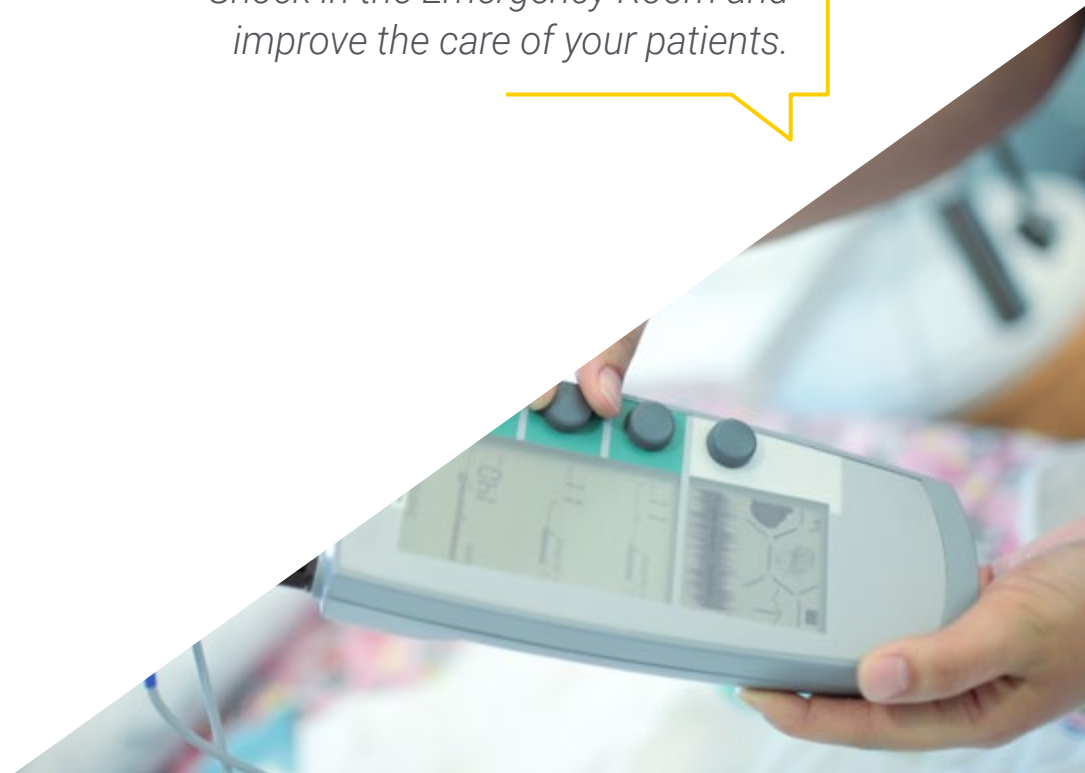
Its teaching staff includes professionals belonging to the field of Heart Failure and Cardiogenic Shock in the Emergency Room, who bring to this training the experience of their work, in addition to recognized specialists belonging to leading scientific societies.

The multimedia content developed with the latest educational technology will provide the professional with situated and contextual learning, i.e., a simulated environment that will provide an immersive training program to train in real situations.

The design of this program is based on problem-based learning, by means of which the physician must try to solve the different professional practice situations that arise throughout the program. For this, the physician will be assisted by an innovative interactive video system developed by recognized experts in the field of Heart Failure and Cardiogenic Shock in the Emergency Room with extensive teaching experience.

Increase your decision-making confidence by updating your knowledge through this Postgraduate Certificate.

Make the most of this opportunity to learn about the latest advances in Heart Failure and Cardiogenic Shock in the Emergency Room and improve the care of your patients.



02 Objectives

The Postgraduate Certificate in Heart Failure and Cardiogenic Shock in Emergency Medicine is aimed at facilitating the physician's actions in all types of patients with heart failure or cardiogenic shock.





“

This program will provide you with the skills to carry out your medical praxis with confidence and will help you to grow both personally and professionally”



General Objectives

- Handle with ease the diagnostic arsenal available in a tertiary center for the management of critically ill cardiovascular patients
- Identify a patient in a serious or potentially serious short-term situation due to cardiovascular problems
- Explain the treatment indications and the therapy options in critical cardiovascular patients
- Lead a group attending to urgent or emergency situation caused by acute cardiovascular problems and guide fellow colleagues in the treatment of critical patients





Specific Objectives

- Explain the anatomical and functional alterations present in heart failure
- Explain the echocardiographic manifestations corresponding to these pathophysiological alterations
- Correlate the metabolic alterations produced in heart failure and the influence that medical treatment has on them

03

Course Management


The program includes in its teaching staff reference specialists in Heart Failure and Cardiogenic Shock in the Emergency Room who bring to this training the experience of their work. In addition, other specialists of recognized prestige participate in its design and elaboration, completing the program in an interdisciplinary manner.





Learn from leading professionals the latest advances in procedures in the field of Heart Failure and Cardiogenic Shock in the Emergency Room"

Management



Dr. Rodríguez Muñoz, Daniel

- ♦ Specialist Cardiologist in Electrophysiology and Arrhythmias at Ramón y Cajal University Hospital.
- ♦ PhD in Health Sciences, University of Alcalá.
- ♦ Master's Degree in Pacemakers, Defibrillators and Resynchronization.
- ♦ Master's Degree in Medical Education.
- ♦ Master's Degree in Diagnostic and Therapeutic Cardiac Electrophysiology.
- ♦ Fellow of the European Society of Cardiology (FESC)
- ♦ Member of the European Heart Rhythmia Association (EHRA)
- ♦ Member of the Spanish Society of Cardiology (SEC).
- ♦ Member of the Arrhythmia and Electrophysiology Section of the SEC.



Dr. Zamorano Gómez, José Luis

- ♦ Head of the Cardiology Services. Ramón y Cajal University Hospital Madrid
- ♦ Doctor of Medicine- Cum Laude.
- ♦ Executive Management and Health Resources (ESADE, Madrid)
- ♦ National Qualification Professor of Medicine.
- ♦ Member of the First European Echocardiography Accreditation Committee of the European Association of Echocardiography.
- ♦ Honorary Fellow American Society of Echocardiography.
- ♦ Chairman of the Clinical Guidelines Committee of the European Society of Cardiology.
- ♦ Chairman National Cardiovascular Panel FIS, Instituto Carlos III
- ♦ Member of the Editorial Board of the Spanish Society of Cardiology Journal .
- ♦ Member of the Editorial Board of the Journal of Echocardiography.
- ♦ Member of the Editorial Board of the American Society of Echocardiography.
- ♦ Member of International Relations Task Force of the American Society of Echocardiography.
- ♦ Associate Editor of the European Heart Journal Cardiovascular Imaging.
- ♦ Author of more than 20 books, more than 500 articles in scientific journals and more than 400 communication in National and International Conferences.
- ♦ Impact Factor > 1500. IH 84. Citations > 40000


Professors

Dr. Castillo Orive, Miguel

- ♦ Cardiology Specialist in Hospitalization Unit and Cardio-diabetes Unit.
- ♦ Ramón y Cajal University Hospital Madrid

Dr. Sanmartín Fernández, Marcelo

- ♦ Head of Acute Coronary Syndrome Department.
- ♦ Ramón y Cajal University Hospital Madrid





Dr. Sionis Green, Alessandro

- ◆ Head of Cardiac Intensive Care Unit, Cardiology Department.
- ◆ Santa Creu and Sant Pau Hospital Barcelona

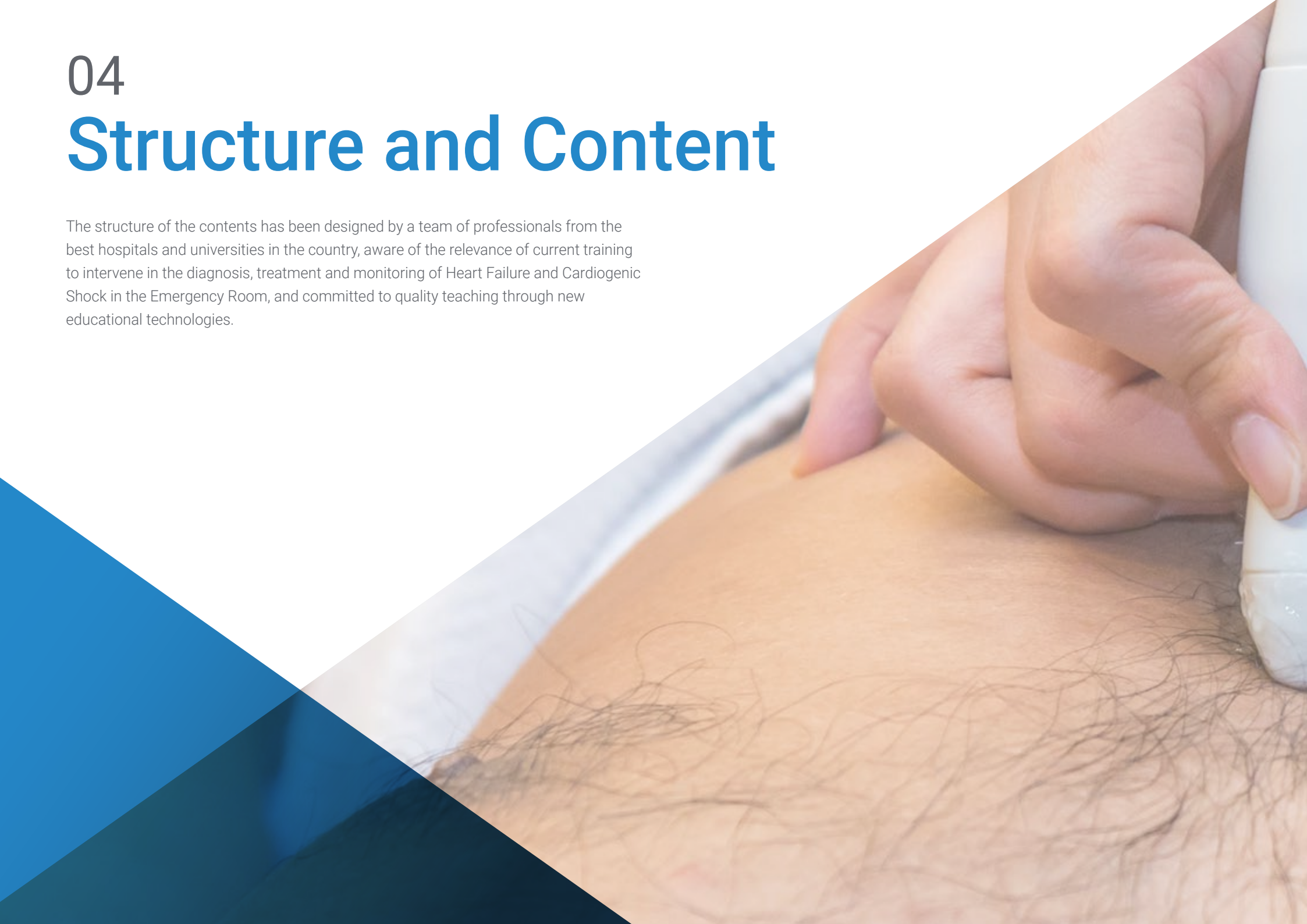
Dr. Fernández-Golfín Lobán, Covadonga

- ◆ Cardiac Imaging Unit Coordinator.
- ◆ Ramón y Cajal University Hospital Madrid

04

Structure and Content

The structure of the contents has been designed by a team of professionals from the best hospitals and universities in the country, aware of the relevance of current training to intervene in the diagnosis, treatment and monitoring of Heart Failure and Cardiogenic Shock in the Emergency Room, and committed to quality teaching through new educational technologies.





“

This Postgraduate Certificate in Heart Failure and Cardiogenic Shock in the Emergency Room contains the most complete and up-to-date scientific program on the market"

Module 1. Heart Failure and Cardiogenic Shock

- 1.1. Underlying Pathology in Heart Failure
 - 1.1.1. Structural Alterations
 - 1.1.1.1. From Anatomy to Echocardiography
- 1.2. Physiological Alterations
 - 1.2.1. The Reason for Chronic Treatment and its Effect on Prognosis
- 1.3. Acute Pulmonary Edema
 - 1.3.1. Diagnostic and Prognostic Tools
 - 1.3.2. Acute Treatment and Adjustment of Chronic Treatment
- 1.4. Cardiogenic Shock
 - 1.4.1. Diagnostic and Prognostic Tools
 - 1.4.1.1. Differential Diagnosis of Shock
 - 1.4.2. Indication and Management of Vasoactive Drugs
 - 1.4.3. Indication and Management of Circulatory Assistancess





“

A unique, key, and decisive training experience to boost your professional development”

05

Methodology

This training program provides you with a different way of learning. Our methodology uses a cyclical learning approach: ***Re-learning***.

This teaching system is used, for example, in the most prestigious medical schools in the world, and major publications such as the ***New England Journal of Medicine*** have considered it to be one of the most effective.



“

Discover Re-learning, a system that abandons conventional linear learning, to take you through cyclical teaching systems: a way of learning that has proven to be extremely effective, especially in subjects that require memorization”

At TECH we use the Case Method

What should a professional do in a given situation? Throughout the program, students will face multiple simulated clinical cases, based on real patients, in which they will have to do research, establish hypotheses, and ultimately resolve the situation. There is an abundance of scientific evidence on the effectiveness of the method. Specialists learn better, faster, and more sustainably over time.

With TECH you can experience a way of learning that is shaking the foundations of traditional universities around the world.



According to Dr. Gérvas, the clinical case is the annotated presentation of a patient, or group of patients, which becomes a "case", an example or model that illustrates some peculiar clinical component, either because of its teaching potential or because of its uniqueness or rarity. It is essential that the case is based on current professional life, trying to recreate the real conditions in the physician's professional practice.

“

Did you know that this method was developed in 1912 at Harvard for law students? The case method consisted of presenting students with real-life, complex situations for them to make decisions and justify their decisions on how to solve them. In 1924, Harvard adopted it as a standard teaching method.”

The effectiveness of the method is justified by four fundamental achievements:

1. Students who follow this method not only grasp concepts, but also develop their mental capacity by evaluating real situations and applying their knowledge.
2. Learning is solidly translated into practical skills that allow the student to better integrate into the real world.
3. Ideas and concepts are understood more efficiently, given that the example situations are based on real-life.
4. Students like to feel that the effort they put into their studies is worthwhile. This then translates into a greater interest in learning and more time dedicated to working on the course.



Re-learning Methodology

At TECH we enhance the Harvard case method with the best 100% online teaching methodology available: Re-learning.

This University is the first in the world to combine the study of clinical cases with a 100% online learning system based on repetition, combining a minimum of 8 different elements in each lesson, a real revolution with respect to the simple study and analysis of cases.

Professionals will learn through real cases and by resolving complex situations in simulated learning environments. These simulations are developed using state-of-the-art software to facilitate immersive learning.



At the forefront of world teaching, the Re-learning method has managed to improve the overall satisfaction levels of professionals who complete their studies, with respect to the quality indicators of the best Spanish-speaking online university (Columbia University).

Over 250,000 physicians have been trained using this methodology, with unprecedented success in all clinical specialties regardless of surgical load. This teaching methodology is developed in a highly demanding environment, with a university student body of high socio-economic profile and an average age of 43.5 years.

Re-learning will allow you to learn with less effort and better performance, involving you more in your specialization, developing a critical mindset, defending arguments, and contrasting opinions: a direct equation to success.

In our program, learning is not a linear process, but rather a spiral (learn, unlearn, forget, and re-learn). Therefore, we combine each of these elements concentrically.

The overall score obtained by TECH's learning system is 8.01, according to the highest international standards.



This program offers the best educational material, prepared with professionals in mind:



Study Material

All teaching material is produced by the specialists who teach the course, specifically for the course, so that the teaching content is really specific and precise.

These contents are then applied to the audiovisual format, to create the TECH online working method. All this, with the latest techniques that offer high quality pieces in each and every one of the materials that are made available to the student.



Surgical Techniques and Procedures on Video

TECH introduces students to the latest techniques, the latest educational advances and to the forefront of current medical techniques. All of this in direct contact with students and explained in detail so as to aid their assimilation and understanding. And best of all, you can watch the videos as many times as you like.



Interactive Summaries

The TECH team presents the contents attractively and dynamically in multimedia lessons that include audio, videos, images, diagrams, and concept maps in order to reinforce knowledge.

This exclusive multimedia content presentation training Exclusive system was awarded by Microsoft as a "European Success Story".



Additional Reading

Recent articles, consensus documents and international guidelines, among others. In TECH's virtual library, students will have access to everything they need to complete their course.





Expert-led case studies and case analysis

Effective learning ought to be contextual. Therefore, TECH presents real cases in which the expert will guide students, focusing on and solving the different situations: a clear and direct way to achieve the highest degree of understanding.



Testing & Retesting

The student's knowledge is periodically assessed and re-assessed throughout the program, through evaluative and self-evaluative activities and exercises: in this way, students can check how they are doing in terms of achieving their goals.



Classes

There is scientific evidence on the usefulness of learning by observing experts: The system termed Learning from an Expert strengthens knowledge and recall capacity, and generates confidence in the face of difficult decisions in the future.



Quick Action Guides

TECH offers the most relevant contents of the course in the form of worksheets or quick action guides. A synthetic, practical, and effective way to help students progress in their learning.



06 Certificate

The Postgraduate Certificate in Heart Failure and Cardiogenic Shock in the Emergency Room guarantees, in addition to the most rigorous and up to date training, access to a Postgraduate Certificate issued by TECH Global University.





“

Successfully complete this training and receive your diploma without the hassle of travel or paperwork”

This program will allow you to obtain your **Postgraduate Certificate in Heart Failure and Cardiogenic Shock in the Emergency Room** endorsed by **TECH Global University**, the world's largest online university.

TECH Global University is an official European University publicly recognized by the Government of Andorra (**official bulletin**). Andorra is part of the European Higher Education Area (EHEA) since 2003. The EHEA is an initiative promoted by the European Union that aims to organize the international training framework and harmonize the higher education systems of the member countries of this space. The project promotes common values, the implementation of collaborative tools and strengthening its quality assurance mechanisms to enhance collaboration and mobility among students, researchers and academics.

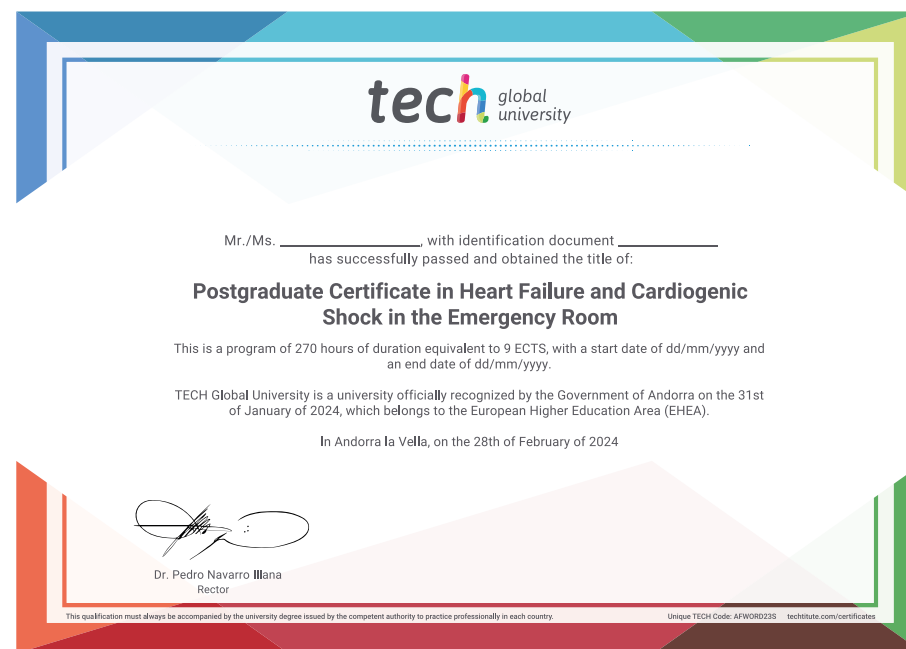
This **TECH Global University** title is a European program of continuing education and professional updating that guarantees the acquisition of competencies in its area of knowledge, providing a high curricular value to the student who completes the program.

Title: **Postgraduate Certificate in Heart Failure and Cardiogenic Shock in the Emergency Room**

Modality: **online**

Duration: **8 weeks**

Accreditation: **9 ECTS**





Postgraduate Certificate
Heart Failure and Cardiogenic
Shock in the Emergency Room

- » Modality: online
- » Duration: 8 weeks
- » Certificate: TECH Global University
- » Credits: 9 ECTS
- » Schedule: at your own pace
- » Exams: online

Postgraduate Certificate

Heart Failure and Cardiogenic Shock in the Emergency Room

