

# Postgraduate Certificate

## Gynecologic Medical Oncology



## Postgraduate Certificate Gynecologic Medical Oncology

- » Modality: **online**
- » Duration: **6 weeks**
- » Certificate: **TECH Technological University**
- » Dedication: **16h/week**
- » Schedule: **at your own pace**
- » Exams: **online**

Website: [www.techtute.com/in/medicine/postgraduate-certificate/gynecologic-medical-oncology](http://www.techtute.com/in/medicine/postgraduate-certificate/gynecologic-medical-oncology)

# Index

01

Introduction

---

*p. 4*

02

Objectives

---

*p. 8*

03

Course Management

---

*p. 12*

04

Structure and Content

---

*p. 16*

05

Methodology

---

*p. 20*

06

Certificate

---

*p. 28*

# 01

# Introduction

Gynecologic cancer is the third most common tumor disease in women and its complicated detection hinders the success of treatments. The need for in-depth study and research into new drugs to combat this disease obliges the healthcare market to have doctors who are specialized in its detection techniques for localized and advanced tumors, but, above all, who are up to date so that they know how to handle the latest technological incorporations in hospital centers. For this reason, TECH offers a program that aims to expand the field of study of oncologists and further update their skills and knowledge. Specialists who enroll in this program will carry out an exhaustive study of gynecologic cancer, through a 100% online modality, which will enable flexible study.



“

*Increase your knowledge in gynecological tumors with this Postgraduate Certificate in Gynecologic Medical Oncology 100% online and take it in just 6 weeks”*

One of the types of gynecologic cancer, ovarian tumor, is the fourth cause of death among patients after breast, lung and colon cancer. The difficulty in detecting these malignant tumors in the early stages of development makes the correct action of specialists essential. Likewise, dependence on technologies that can increase the life expectancy of those who suffer from it requires doctors specialized in the oncological area in which they operate.

TECH has developed a qualification that expands and updates your knowledge through the knowledge of expert doctors in gynecologic oncology. A Postgraduate Certificate in Gynecologic Medical Oncology that will project the professional career of gynecologists towards this oncological branch, thanks to knowledge of diagnosis, staging, treatments and prevention of tumors of the uterus, ovary and cervix, as well as uterine sarcomas and genetic syndromes, among others.

In addition, the University proposes a new study model that is 100% online, but has the guidance of experts who already work in the sector and deal with real patients daily. In this way, thanks to your support and the *Relearning* methodology, specialists will be exempt from cumbersome study hours. All with the aim of increasing the oncologist's knowledge and facilitating decision-making in the clinical setting, through downloadable content and 100% online teaching that will allow you to adapt it to your needs, without pre-set schedules.

This **Postgraduate Certificate in Gynecologic Medical Oncology** contains the most complete and up-to-date scientific program on the market. The most important features include:

- ♦ Development of case studies presented by experts in Medical Oncology
- ♦ The graphic, schematic, and practical contents with which they are created, provide medical information on the disciplines that are essential for professional practice
- ♦ Practical exercises where self-assessment can be used to improve learning
- ♦ Its special emphasis on innovative methodologies
- ♦ Theoretical lessons, questions to the expert, debate forums on controversial topics, and individual reflection assignments
- ♦ Content that is accessible from any fixed or portable device with an Internet connection



*Enhance your professional career thanks to the theoretical training of resident physicians in gynecologic oncology who work in prestigious hospitals"*

“

*Renew your knowledge in oncology to apply the latest technological tools against malignant tumors in female reproductive organs”*

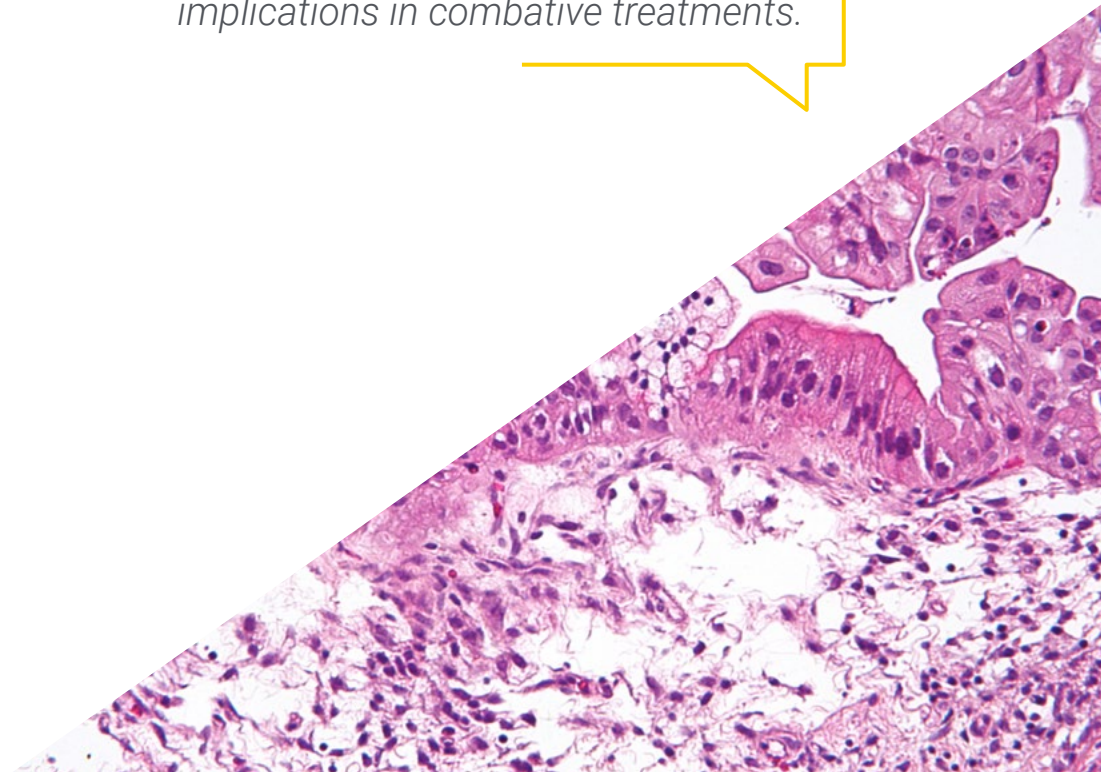
The program's teaching staff includes professionals from the sector who contribute their work experience to this educational program, as well as renowned specialists from leading societies and prestigious universities.

The multimedia content, developed with the latest educational technology, will provide the professional with situated and contextual learning, i.e., a simulated environment that will provide immersive education programmed to learn in real situations.

This program is designed around Problem-Based Learning, whereby the professional must try to solve the different professional practice situations that arise during the academic year. For this purpose, the student will be assisted by an innovative interactive video system created by renowned and experienced experts.

*Delve into the functions of pharmacological PRAP inhibitors and identify their usefulness as a treatment for ovarian cancer.*

*Analyze the role of the BRCA gene in ovarian cancer and its therapeutic implications in combative treatments.*



# 02 Objectives

This Postgraduate Certificate in Gynecologic Medical Oncology aims to expand the knowledge of oncologists who wish to study with all the latest developments in the medical industry and chemotherapy techniques. By being part of this program, the student will receive detailed teaching that will facilitate decision-making regarding treatments, according to the phases of development of the disease. In addition, you will be psychologically advised to guide patients in surviving the disease.





“

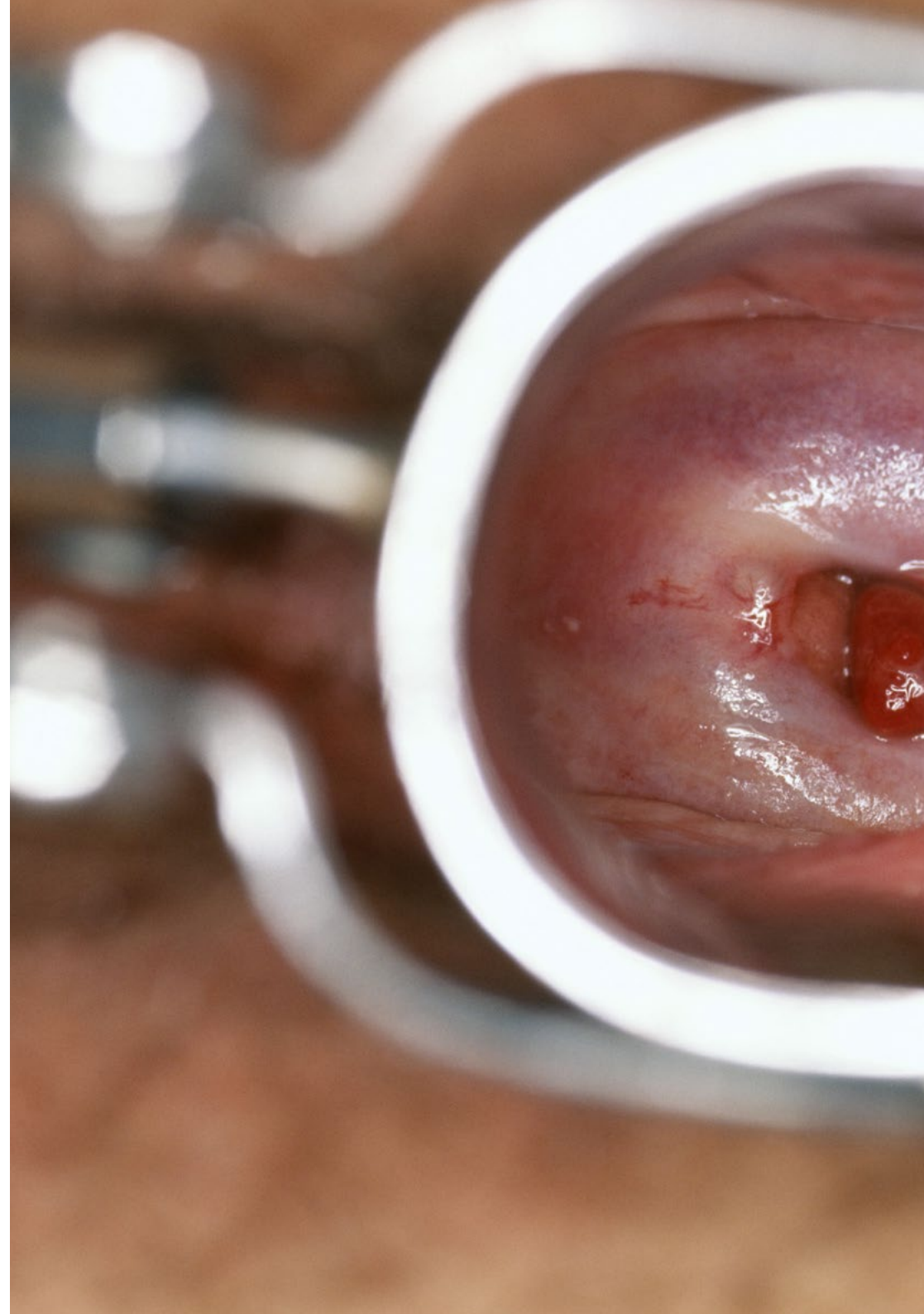
*Delve into the role of chemotherapy and inhibitors in gynecological cancer through this online Postgraduate Certificate”*



## General Objectives

---

- ◆ Know how to carry out a good assessment of the cancer patient, starting with epidemiology, diagnosis and staging of the most frequent tumors
- ◆ Delve into complementary studies that help us diagnose and decision making for major neoplasms
- ◆ Become familiar with the main genetic syndromes that predispose to development of this disease
- ◆ Recognize and manage the main breast, lung, digestive, urological, gynecological and mesenchymal





## Specific Objectives

---

- Delve into the different Gynecologic Tumors
- Know more about the role of BRCA in ovarian cancer and its therapeutic implications
- Know how to differentiate a patient who is platinum sensitive from one who is not
- Know the indications for PARP inhibitors



*Investigate the role of microscopic technology in gynecological cancer treatments to speed up decision-making in your daily work"*

03

# Course Management

TECH has turned to experts in Medical Oncology who work daily with the diagnosis and prevention of Gynecologic Tumor risks. This Postgraduate Certificate is supported by the clinical experience of the faculty that will provide individual tutoring to be able to resolve gynecologic issues 24 hours a day. In this way, the Oncologist will meet his objectives by relying on this team of experts who guarantee guided and successful teaching.



“

*Be supported by a team of experts in Gynecology who will transmit to you all the latest developments in the area so that you can put them into practice in the clinical setting”*

## Management



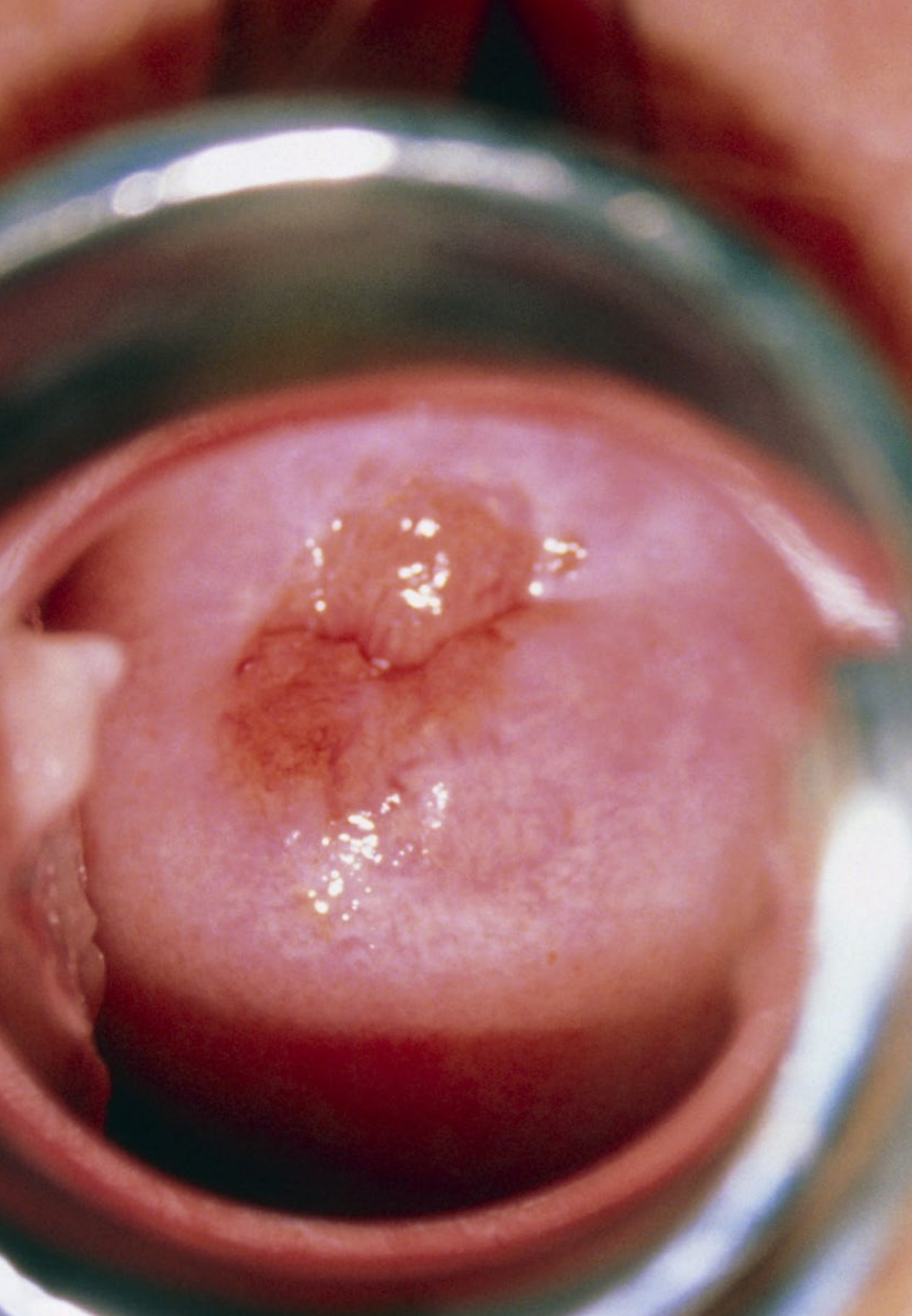
### Dr. Olier Garate, Clara

- Specialist Physician at the University Hospital Fundación Alcorcón
- Doctor via MIR in the Specialization in Oncology at the Universidad de Navarra Clinic
- Specialist in the Area of Breast Cancer, CNS, Melanoma, Sarcoma and Genetic Counseling
- Degree in Medicine from the University of Navarra



### Dr. Moreno Muñoz, Diana

- Specialist in Medical Oncology at the Alcorcón Foundation University Hospital
- PhD in the Biomedicine Program of the University of Córdoba



## Professors

### Dr. Hernando Polo, Susana

- ◆ Specialist in Medical Oncology at the Alcorcón Foundation University Hospital
- ◆ Master in Molecular Oncology at the National Cancer Research Center (CNIO)
- ◆ Member of the Mortality Commission at the Fundación Alcorcón University Hospital
- ◆ Professor at the Training of Resident Doctors
- ◆ Degree in Medicine and Surgery from the Autonomous University of Madrid

“

*A unique, key, and decisive educational experience to boost your professional development”*

# 04

## Structure and Content

This Postgraduate Certificate in Gynecologic Medical Oncology offers academic content that has been outlined in detail by experts in medical oncology and surgery. The specialists who enroll in this program will address the study of diagnosis, staging and the origin and treatment of ovarian, uterine and endometrial cancer, in addition to uterine and genetic sarcomas. TECH has proposed 100% online learning that applies a Relearning methodology that will avoid cumbersome hours of memorization and, instead, will allow the subject to be monitored gradually and easily. In addition, specialists will have audiovisual content in various formats that will enhance your digital experience.





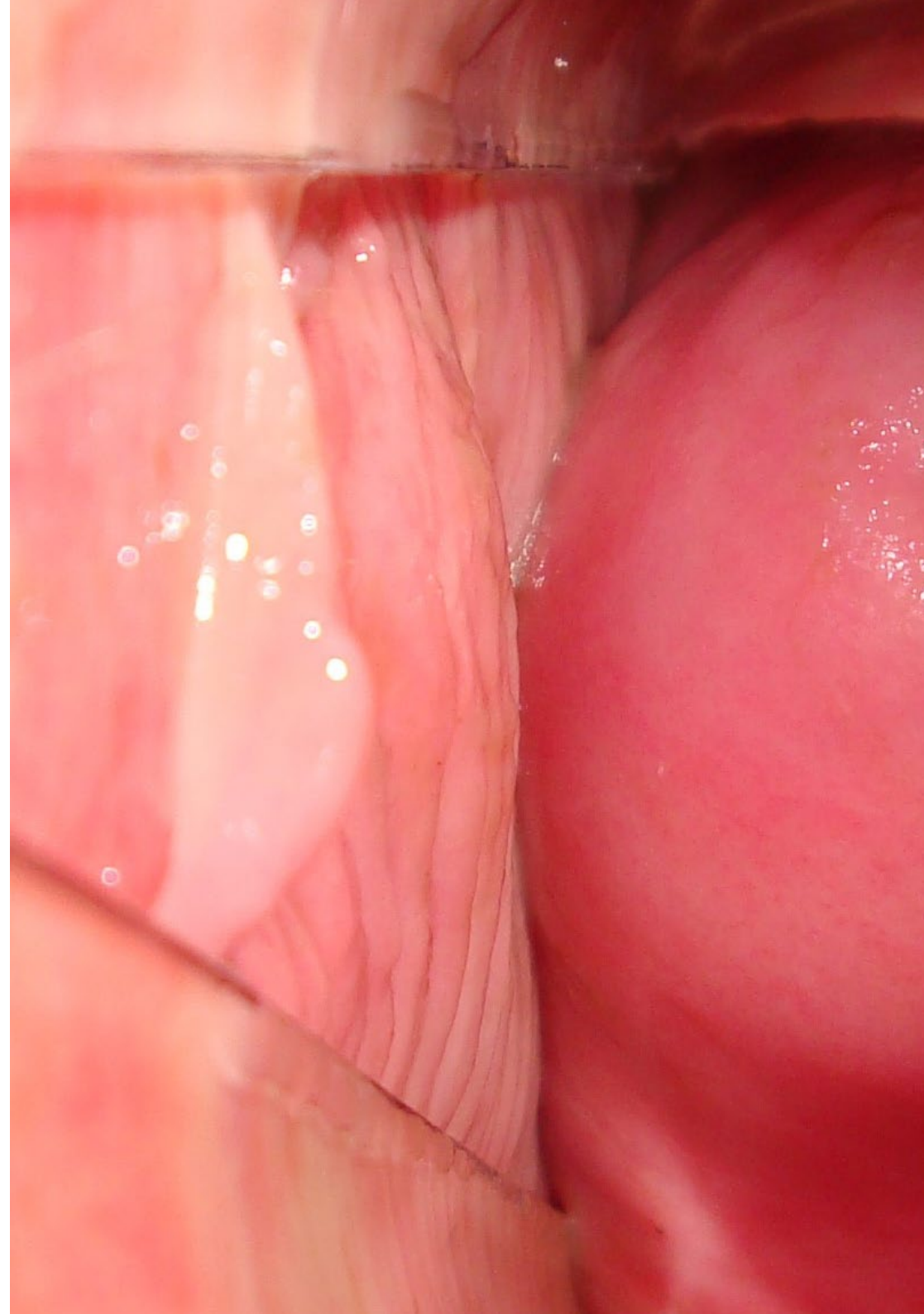


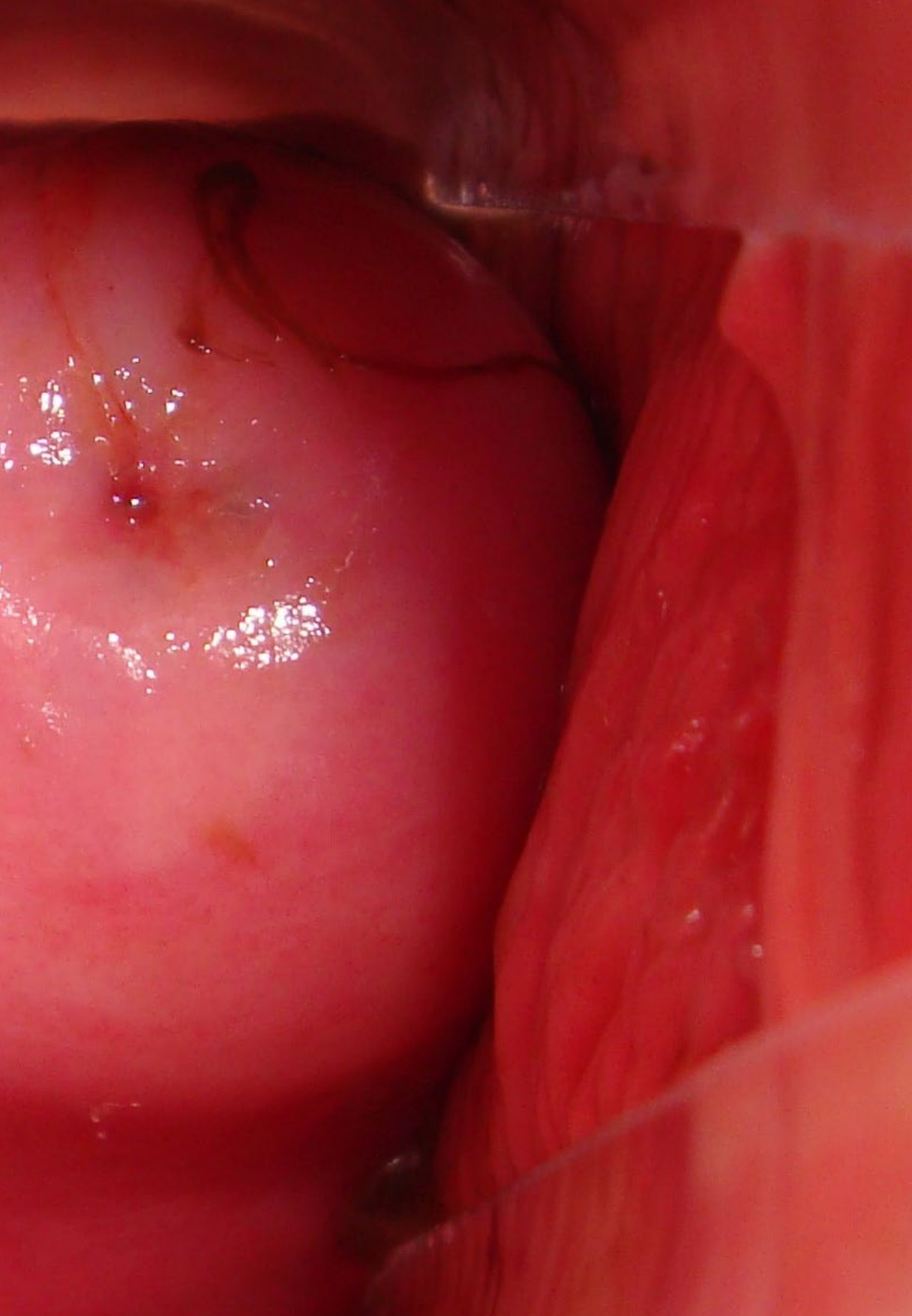
“

*Professional training that will increase the speed of your decisions in daily practice and will help you predict cervical and endometrial tumors”*

## Module 1. Rare

- 1.1. Rare
  - 1.1.1. Epidemiology
  - 1.1.2. Risk Factors
- 1.2. Diagnosis
- 1.3. Staging
  - 1.3.1. Ovarian Cancer
  - 1.3.2. Cervical Cancer
  - 1.3.3. Endometrial Cancer
- 1.4. Localized Ovarian Cancer Treatment
- 1.5. Advanced Ovarian Cancer Treatment
- 1.6. Localized Uterine Cancer Treatment
  - 1.6.1. Cervix
  - 1.6.2. Endometrium
- 1.7. Advanced Uterine Cancer Treatment
  - 1.7.1. Cervix
  - 1.7.2. Endometrium
- 1.8. Uterine Sarcomas
- 1.9. Genetic Tumor Syndromes
- 1.10. Future Perspectives





“

*A program focused on delving into the clinical advances of uterine tumors so that, as an oncology specialist, you can project your career with the latest technologies”*

05

# Methodology

This academic program offers students a different way of learning. Our methodology uses a cyclical learning approach: **Relearning**.

This teaching system is used, for example, in the most prestigious medical schools in the world, and major publications such as the **New England Journal of Medicine** have considered it to be one of the most effective.





“

*Discover Relearning, a system that abandons conventional linear learning, to take you through cyclical teaching systems: a way of learning that has proven to be extremely effective, especially in subjects that require memorization"*

## At TECH we use the Case Method

What should a professional do in a given situation? Throughout the program, students will face multiple simulated clinical cases, based on real patients, in which they will have to do research, establish hypotheses, and ultimately resolve the situation. There is an abundance of scientific evidence on the effectiveness of the method. Specialists learn better, faster, and more sustainably over time.

*With TECH you will experience a way of learning that is shaking the foundations of traditional universities around the world.*



According to Dr. Gérvas, the clinical case is the annotated presentation of a patient, or group of patients, which becomes a "case", an example or model that illustrates some peculiar clinical component, either because of its teaching power or because of its uniqueness or rarity. It is essential that the case is based on current professional life, trying to recreate the real conditions in the physician's professional practice.

“

*Did you know that this method was developed in 1912, at Harvard, for law students? The case method consisted of presenting students with real-life, complex situations for them to make decisions and justify their decisions on how to solve them. In 1924, Harvard adopted it as a standard teaching method”*

The effectiveness of the method is justified by four fundamental achievements:

1. Students who follow this method not only achieve the assimilation of concepts, but also a development of their mental capacity, through exercises that evaluate real situations and the application of knowledge.
2. Learning is solidly translated into practical skills that allow the student to better integrate into the real world.
3. Ideas and concepts are understood more efficiently, given that the example situations are based on real-life.
4. Students like to feel that the effort they put into their studies is worthwhile. This then translates into a greater interest in learning and more time dedicated to working on the course.



## Relearning Methodology

At TECH we enhance the case method with the best 100% online teaching methodology available: Relearning.

This university is the first in the world to combine the study of clinical cases with a 100% online learning system based on repetition, combining a minimum of 8 different elements in each lesson, a real revolution with respect to the mere study and analysis of cases.

*Professionals will learn through real cases and by resolving complex situations in simulated learning environments. These simulations are developed using state-of-the-art software to facilitate immersive learning.*





At the forefront of world teaching, the Relearning method has managed to improve the overall satisfaction levels of professionals who complete their studies, with respect to the quality indicators of the best online university (Columbia University).

With this methodology, more than 250,000 physicians have been trained with unprecedented success in all clinical specialties regardless of surgical load. Our pedagogical methodology is developed in a highly competitive environment, with a university student body with a strong socioeconomic profile and an average age of 43.5 years old.

*Relearning will allow you to learn with less effort and better performance, involving you more in your specialization, developing a critical mindset, defending arguments, and contrasting opinions: a direct equation to success.*

In our program, learning is not a linear process, but rather a spiral (learn, unlearn, forget, and re-learn). Therefore, we combine each of these elements concentrically.

The overall score obtained by TECH's learning system is 8.01, according to the highest international standards.



This program offers the best educational material, prepared with professionals in mind:



#### Study Material

All teaching material is produced by the specialists who teach the course, specifically for the course, so that the teaching content is highly specific and precise.

These contents are then applied to the audiovisual format, to create the TECH online working method. All this, with the latest techniques that offer high quality pieces in each and every one of the materials that are made available to the student.



#### Surgical Techniques and Procedures on Video

TECH introduces students to the latest techniques, the latest educational advances and to the forefront of current medical techniques. All of this in direct contact with students and explained in detail so as to aid their assimilation and understanding. And best of all, you can watch the videos as many times as you like.



#### Interactive Summaries

The TECH team presents the contents attractively and dynamically in multimedia lessons that include audio, videos, images, diagrams, and concept maps in order to reinforce knowledge.

This exclusive educational system for presenting multimedia content was awarded by Microsoft as a "European Success Story".



#### Additional Reading

Recent articles, consensus documents and international guidelines, among others. In TECH's virtual library, students will have access to everything they need to complete their course.





#### Expert-Led Case Studies and Case Analysis

Effective learning ought to be contextual. Therefore, TECH presents real cases in which the expert will guide students, focusing on and solving the different situations: a clear and direct way to achieve the highest degree of understanding.



#### Testing & Retesting

We periodically evaluate and re-evaluate students' knowledge throughout the program, through assessment and self-assessment activities and exercises, so that they can see how they are achieving their goals.



#### Classes

There is scientific evidence on the usefulness of learning by observing experts. The system known as Learning from an Expert strengthens knowledge and memory, and generates confidence in future difficult decisions.



#### Quick Action Guides

TECH offers the most relevant contents of the course in the form of worksheets or quick action guides. A synthetic, practical, and effective way to help students progress in their learning.



# 06 Certificate

The Postgraduate Certificate in Gynecologic Medical Oncology guarantees students, in addition to the most rigorous and up-to-date education, access to a Postgraduate Certificate issued by TECH Technological University.



“

*Successfully complete this program and receive your university qualification without having to travel or fill out laborious paperwork”*

This **Postgraduate Certificate in Gynecologic Medical Oncology** contains the most complete and up-to-date scientific on the market.

After the student has passed the assessments, they will receive their corresponding **Postgraduate Certificate** issued by **TECH Technological University** via tracked delivery\*.

The certificate issued by **TECH Technological University** will reflect the qualification obtained in the Postgraduate Certificate, and meets the requirements commonly demanded by labor exchanges, competitive examinations, and professional career evaluation committees.

Title: **Postgraduate Certificate in Gynecologic Medical Oncology**

Official N° of Hours: **150 h.**



\*Apostille Convention. In the event that the student wishes to have their paper certificate issued with an apostille, TECH EDUCATION will make the necessary arrangements to obtain it, at an additional cost.



## Postgraduate Certificate Gynecologic Medical Oncology

- › Modality: online
- › Duration: 6 weeks
- › Certificate: TECH Technological University
- › Dedication: 16h/week
- › Schedule: at your own pace
- › Exams: online

# Postgraduate Certificate

## Gynecologic Medical Oncology